



A25

COBALT BOATS

A SERIES

# COBALT A25

## Cobalt tradition meets Cobalt innovation. Simply put, the A25.

With the introduction of the A25, Cobalt Boats returned to our roots in marine design, to fundamental enhancements of the boating experience. Amid the pressures of recurring new model years, it's tempting to claim "innovations" that amount to little more than window-dressing. Not here, not in these A-Series boats.

Observe the hull, where only a five-piece mold could produce the functionality of a running surface with consequent reduced bow rise at acceleration, more stability in turns, more comfort at cruise. Walk astern to the deployable swim platform that lowers below the waterline with the press of a button. Take the helm with new Cobalt Touch Tech navigation. Notice the easier boarding on the A25, its revolutionary extensions of storage in both access and convenience, the flexibility of the seating arrangements, the ergonomics throughout.

Your Cobalt dealer will explain further. Expect a discussion you've not heard before.











A25







## COBALT A 25



### SPECIFICATIONS

Length Overall w/ Swim Platform	25' 6"	7.77 m
Beam	8' 6"	2.59 m
Interior Cockpit Width	89"	2.26 m
Deadrise at Transom	21	21
Fuel Capacity	50 gal.	189 L
Freshwater Capacity	10 gal.	38 L
Bridge Clearance w/o Bimini	4' 11"	1.50 m
Bridge Clearance w/Arch or Tower	8' 2"	2.49 m
Draft Drive Up	30"	.76 m
Draft Drive Down	39"	.99 m
Dry Weight	5,125 lbs.	2,325 kg
Boat Certified Capacity	15	
persons	15 persons	
Boat Certified Capacity w/gear	2,065 lbs.	937 kg

### VOLVO PENTA STERNDRIVE POWER

V8-300CE-G DP EVC	300 hp	221 PkW
V8-350CE-G DP EVC	350 hp	261 PkW
V8-380CE DP EVC	380 hp	283 PkW
V8-430CE DP EVC	430 hp	321 PkW

### MERCURISER STERNDRIVE POWER

6.2 L MPI ECT-300 B3 DTS	300 hp	221 PkW
6.2 L MPI ECT-350 B3 DTS	350 hp	261 PkW
8.2 Mag ECT B3X DTS	380 hp	283 PkW
8.2 Mag HO ECT B3X DTS	430 hp	321 PkW



## STANDARD EQUIPMENT

### Dash and Instrumentation

Accessory Power Plug - 12 Volt  
Aluminum Dash Panels  
Compass (digital)  
Composite Helm Eyebrow,  
Custom Stitching  
Depth & Water/Air Temp Gauge Pkg.  
Glass Cockpit, Dual Garmin 7607  
Gloss Black Dash Console  
Hour Meter  
Makassar Dash/Interior Trim Pkg.  
Premium Black Leather/  
SS Steering Wheel  
Stainless Steel Switches

### Engine Options

DTS (Merc)  
EVC w/PTA & Cruise (Volvo)

### Exterior

Anchor Locker  
Bow Scuff Plate, Stainless Steel  
Extended Running Surface  
Extended Swim Platform w/Ladder  
Fender Clips w/Line (4)  
Fender Storage Lockers, Port & Stbd.  
Graphics, Molded-In Gelcoat  
Midship Cleats  
Motorbox Actuator  
Ski Pylon - Stainless Steel  
SS Tubular Platform Perimeter Rail  
Stainless Steel Hull Accents  
Stainless Top Trim Windshield

### Interior

Aft Sunpad Backrest SS Accent Rails  
Aft Sunpad w/Walk-Thru Transom  
Aft Walk-Thru Carpet  
Bow Filler Cushions, Port & Stbd.  
Bow Walk-Thru Doors  
Carpet, 40 oz., Snap-In w/Neoprene Back  
Helm Seat, Flip Up/Swiveling  
Passenger Seat Flip Backrest System  
Removable Bow & Cockpit Carpet  
Seating Varadense Comfort  
Sundeck Convertible Lounger

Trash Receptacle, Cockpit

### Stereo

Custom Acoustic Speaker Covers  
iPod/USB/MP3 Port  
Sound System, JL Audio w/6 Spkrs.  
Stereo Remote, Dash

### Structure, Safety, & Performance

10/5/3 Year Warranty Protection  
Battery Switch, Single  
Circuit Breaker Protected Elec System  
Composite Floor  
Composite Transom  
Fiberglass Cockpit Liner  
Fiberglass Stringer System  
Fire Extinguisher, Manual  
Ignition Safety Switch  
Kevlar Reinforced Hull  
Stainless Steel Windshield Braces  
Through Prop Exhaust

## OPTIONAL EQUIPMENT

### Canvas

Bimini, Premium  
Bimini, Premium Easy-Fold  
Bow Tonneau Cover  
Cockpit Tonneau Cover  
Mooring Cover

### Dash and Instrumentation

Rudder Indicator, Merc  
Rudder Indicator, Volvo  
XM Weather

### Engine Options

Anti-Corrosion System (Vol  
200-300hp, Mer-Alpha)  
Ocean-X (Volvo)  
Seacore (Merc)  
Tow Mode (Volvo EVC)

### Exterior

Arch, Alum, Folding w/Bimini  
Arch, Electric, Folding w/Bimini  
Arch, Stainless Steel w/Bimini  
Docking Lights-Stainless Steel  
Flagpole w/Flag  
Sof-Trac Mat, Swim Platform

Swim Platform - Hydraulic w/Ladder  
Swim Platform Transom Lighting  
Transhield Shipping Cover  
Transom Shower  
Transom Tilt Switch  
Underwater Lighting  
Wakeboard Racks (requires Arch)

### Interior

Aft Walk-Thru Gate  
Air Compressor w/Holder  
Bow Center Cushion Insert  
Dinette Table w/Bow, CP  
& SP Receptacles  
Floor Covering, Sea Grass  
LED Interior Accent Lighting (blue)  
Remote Courtesy Lights w/key fob  
Sof-Trac Marine Mat, Cockpit  
Stainless Steel Foot Tread  
(helm & passenger)  
Throw Pillows, Weighted (10)  
Throw Pillows, Weighted (4)

### Stereo

Premium Sound System w/  
Transom Remote  
Premium Sound System w/  
Transom Remote & Spkrs.  
Satellite Radio System  
Speakers, Arch-1 pr.  
Stereo Remote, Transom

### Structure, Safety, & Performance

Battery Maintainer/Charger, 110v  
Battery Maintainer/Charger, 220v  
Battery Switch, Dual w/ACR  
Captain's Call Exhaust  
Captain's Call Plus (w/Mufflers)  
CE Requirements w/Automatic  
Fire Extinguisher  
Cruise Control-Smart Tow (Merc DTS)  
Cruise Control-Zero Off (Volvo EVC)  
Drivers Rear view Mirror (W/S Mount)  
Fire Extinguisher, Automatic System  
Tool Kit  
Trim Tabs w/Indicators  
Windlass, All Chain w/Anchor





## What prove to be, in memory, the adventures of a lifetime.

Who can say when first you heard? The multicolored minute when the open water spoke, and the dream began. Try now. To this day, can you report the moment? Can you reach back and listen again to that faint call, a sun-flecked whisper -- relentless as a mother's summons -- coming from just beyond the farthest thing a kid could ever hope to see.

At Cobalt, we build boats that answer the call. It is a relationship like no other – owners and their boats. It is that first grip at the helm that releases a sense of assurance down the spine. At that very moment...a promise is made. With each ride, with each cruise comes conversation, laughter and pure enjoyment afloat. At that very moment, a bond is formed on trust, but not just that, a type of trust that feels like family. And with that trust arises a certain lifestyle, an opportunity for families to come together and enjoy what life is truly about. It is a type of confidence that only a Cobalt can instill in its owner.

Our Cobalt family believes we have a unique opportunity to enrich life, to help create life-long memories, to arouse a passion for the boating lifestyle. We vow to work tirelessly, creating the most innovative, well-engineered, and best performing boats imaginable. We vow to let our work be consumed by every little detail, every aspect of fit and finish.

This classic tradition will continue in our daily pursuit to build not just boats, but deep personal possessions. We will continue on with our philosophy of compromising absolutely nothing, especially when it comes to constructing piece by piece a watercraft that will create memories of a lifetime.

We are excited to share Cobalt's passions and why we do what we do for our customers everyday. You drive us to perform everyday. Thank you and welcome to the family.



# Customer Inspired Innovation

## Swim Platform Functionality

Cobalt's swim platforms are large, welcoming and safe, suspended just above the waterline for easy use in all water-born activities. Oversized, polished stainless steel tubing wraps every platform to protect the boat when docking. Cobalt's exclusive and patented swim step requires only two easy flips: down to use, back to stow. The swim step makes boarding your Cobalt a breeze, and provides a perfectly cool resting area. Illuminate the platform above or below the waterline with option choices to suit your desires.

## Industry Firsts and Real-World

Across five decades, Cobalt brought innovative functionality to the marketplace. Across five decades, other marine manufacturers have seen fit to copy the thoughtful design that has always defined our boats. Again this year, we will show an entire industry exactly the way to go.

- ☞ A Cobalt first: the integrated bow eye with a scuff plate for protection from trailer marks
- ☞ Cobalt was the first stern drive builder to feature the walk-thru transom, today, all our models are equipped with either a single or dual aft passageway for easy boarding
- ☞ Stainless-steel adjustable poles to secure and tighten bimini tops with our innovative built-in turnbuckle -- no fabric straps here
- ☞ Quick-release fender clips utilize stainless steel sockets for perfect placement and convenient deployment
- ☞ Cushioned storage lids with double-knuckled hinges to hold the lids open for easy access to the compartment below
- ☞ Our often-imitated, never-duplicated flip-lip seat bolster – the captain sits high and comfortable, enjoying the full thrill of the ride
- ☞ A safer latch for the windshield walk-thru, holding the door securely open – yet another Cobalt first
- ☞ Perhaps the most imitated component of performance in the boating industry, Cobalt's extended running surface for quicker planing, firm and true turns, minimized bow rise, and greater lift at the stern







## Finely Detailed Interiors


The technical word is “interface,” those sensory exchanges between boat and owner, those points of contact so fundamental to the enjoyment of a day on the water, so critical to the determination of a boat’s long-term value. Glance at any cockpit and witness the full effect of a Cobalt interior – straight, smooth, uniform, and very, very good looking. Better yet, cruise a Cobalt at first opportunity for some meaningful, memorable interfacing of your own.

Start at the helm, where strength meets stylish strength. Rock-solid fiberglass substructure rides beneath upholstered good looks, as optional Ebony Macassar trim adorns the helm’s metal panels. The instrumentation and its mountings borrow from aircraft and jewelry designers alike. Stainless steel switch mechanisms are firm, sure, and sturdy.

Cobalt upholstery involves the fingers. Butter-soft and bull-strong, as tactile as they’re easy on the eye, always double-fastened with both adhesives and staples, and stitched with meticulous precision. Underfoot, the carpet or optional Seagrass flooring is snap-down/snap-out, rubber-backed, backed again with skid resistant no-flex composite flooring under all, and heavy. Heavy far beyond any marine standard.

- ☞ Precision-sewn interior details
- ☞ Double-needle stitching
- ☞ Seats that convert to a sun lounge
- ☞ Deep bow and cockpit seating
- ☞ The warmth and feel of premium materials
- ☞ A hand-crafted helm with detailed double-stitching
- ☞ Ebony Macassar trim
- ☞ Digital multi-function gauges
- ☞ Aircraft-inspired stainless switches
- ☞ Honeycomb composite core integrated in flooring – optimized strength-to-weight ratio, with improved sound and vibration dampening





# Exceptional Methods of Construction

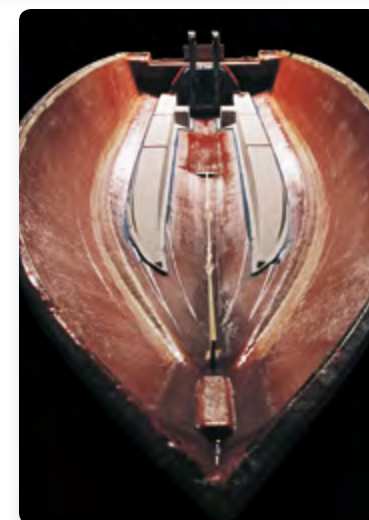
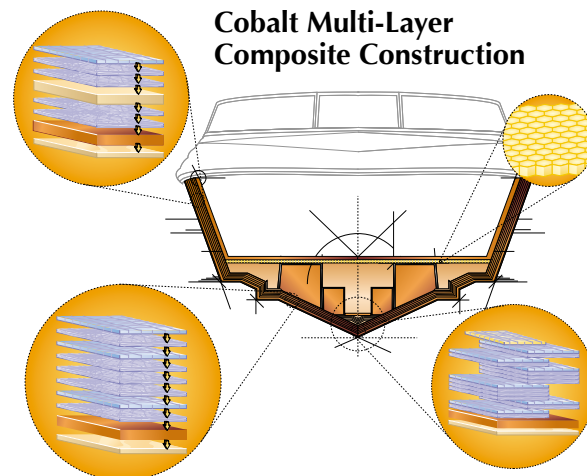
At Cobalt the hull means hand-work, with every layer rolled a by craftspeople who believe that yet one more careful pass just can't hurt. And so the layers accumulate, eight altogether on the hull bottom and a full sixteen at the keel. Reinforced with Kevlar® and then strengthened again with Spraycore®, the hull's structure hardens into the critical component of the legendary Cobalt ride

The quality of the mold equals the quality of the finish, and so hand-waxing follows after every other part. Old finishes are reworked after every ten parts. No power buffers are allowed, and therefore no unsightly marks or patterns are left behind. And because time in the mold ensures integrity, flexible strength, and year-to-year dependability, the long hours spent in the mold matter even more. Every Cobalt hull cures and cures a while longer – well beyond normal industry standards.

Cobalt longevity is obvious, some of the reasons why less so. Invisible composites, hyperlight and hyperstrong, compose every Cobalt transom. No wood there, not in that all-important forcefield. No wood either in the polypropylene structural honeycomb of the floor. Nor in the all-fiberglass stringers where a methacrylate bonding compound adds lifelong permanence. No wood in the water-impervious roto-cast seat bases.



- ☞ Z-Thane™ strengthening, protective barrier coat in the hull – A Cobalt exclusive
- ☞ Completely hand-laid hulls, reinforced with Kevlar™
- ☞ Composite construction on all structural components
- ☞ Cushioned lids with knuckled hinges for easy, open access to storage compartments large and larger still
- ☞ Exceptional hardware, largely stainless, over-sized, over-strong
- ☞ Graphics deep and strong in the gelcoat
- ☞ Integrated bow eye with a scuffplate for added protection
- ☞ Hand-lamination, up to 16 alternating layers of fiberglass mat and woven roving







# 10-5-3 Transferable Warranty



## Ten Year Warranty Protection

**Hull & Deck Structure:** Floors, stringers, bulkheads, motor mounts, transom, all deck and hull joints

## Five Year Warranty Protection

**Engine:** Internally lubricated parts

**Stern Drive:** Internally lubricated parts in upper and lower housings, stern drive control system: power steering pump, power steering cooler, TVM module, TVM cylinder, joystick

**Intermediate Housing:** Shaft, U-joints, bearings

**Steering:** Helm, rack, cable, pump, seals and gaskets

**Power Trim:** Pump, cylinders, solenoids, switches, seals and gaskets

**Electrical:** Alternator, voltage regulator, electronic ignition module, ignition coil, starter motor, wiper motor, engine wiring harness, courtesy lights, docking lights, battery switch, battery isolator, bow light, horn, anchor light, spotlight, blower motor, electric hatch motor and switch

**Fuel Delivery:** Fuel injection control units and injectors, fuel injection pump, fuel injector rails, fuel delivery pump, flame arrestor

**Controls:** Control box, neutral safety switch, cables

**Instrumentation:** Tachometer, oil pressure, volt gauge, hour meter, speedometer, engine temperature, trim gauge, fuel gauge, air/water temperature, digital engine function display

**Accessories:** Air conditioner, cockpit heater, engine battery charger, compass, depth finder, transducer and wiring harness, generator, refrigerator, galley sink and faucet, shore power, stainless steel deck railings, stainless steel rubrail, stainless steel hardware, stereo, amplifier(1), stereo remotes, satellite stereo components, LED cabin lighting, trim tabs, freshwater pump, toilet, stove, microwave, windlass

**Electronics:** Radar, GPS, VHF radio

**Non-Defect Failures:** Overheating, pre-ignition, detonation, scored pistons, scored cylinders, tuliped valves, carbonized rings, heat collapsed rings, burnt valves, bent valves, warped heads, heat cracked heads and block (excludes freezing), thermostat failures, sensor failures

**Additional Benefits:** Choice of towing, dock side assistance, hoist and lift out or pick up and delivery. Taxes, shop supplies, lubricants, coolants, filters, spark plugs, hoses, clamps, belts, engine tuning, and lake/sea trial when necessary for a covered repair.

## Three Year Warranty Protection

**Gelcoat Finish:** Protection from stress cracks, air voids or blisters

**Upholstery/Canvas:** Protection from defective materials or workmanship

**Components:** Manufactured by Cobalt

# Color Selections

Actual colors may vary due to the limitations of the digital process and the viewing device calibration. Consult your Cobalt dealer as equipment and specifications are subject to change without notice.

## Cockpit Interior Selections

**SADDLE INTERIOR** (with standard carpet)



**SEAGRASS**  
(carpet option)



**TERRA BROWN INTERIOR** (with standard carpet)



**SEAGRASS**  
(carpet option)



**GENEVA INTERIOR** (with standard carpet)



**SEAGRASS**  
(carpet option)



**TAHOE GREY INTERIOR** (with standard carpet)



**SEAGRASS**  
(carpet option)



**TITANIUM INTERIOR** (with standard carpet)



**SEAGRASS**  
(carpet option)



## Exterior Colors and Graphic Styles

Design Your Dream - Online model specific configurator at [www.CobaltBoats.com](http://www.CobaltBoats.com)




### 3 COLOR CUSTOM GRAPHICS

White base gelcoat with any primary hull color plus an accent.



### 3 COLOR CUSTOM WITH EDGE GRAPHICS

White base with any side hull color plus boot stripe and edge arc accent. R models only.




### CLASSIC GRAPHICS

White base gelcoat with one primary hull color.




### CLASSIC WITH EDGE GRAPHICS

White base with any side hull color plus edge arc accent. R models only.



### SPORT GRAPHICS

White hull with a single accent stripe.



### SPORT WITH EDGE GRAPHICS

White base with boot stripe and edge arc accent. R models only.




### FULL COLOR HULL BOTTOM

Primary hull color fully to the keel. Not available on A-Series or models 296 and larger.




### WSS GRAPHICS

Select from multiple available color configurations at [www.CobaltBoats.com](http://www.CobaltBoats.com).



### ALL WHITE

White hull and deck.





# Tops and Covers

Color-matched and custom-tailored, Cobalt bimini tops, enclosures and tonneau covers are made of a premium acrylic marine canvas. This material is extremely strong and fade-resistant, with superior water resistance. Yet it breathes, resisting rot and mildew.

Bimini tops setup rock solid with Cobalt's easily adjustable stainless steel turn-buckle supports. Rigidity simply not found with the use of fabric straps.

The Premium Bimini Top with Easy-Fold stanchions (below) make storing or trailing your boat with the top in a lower position a simple one-person operation.



Bow & Cockpit Tonneau Covers



Mooring Cover



Premium Bimini Top



Full Canvas Enclosure (shown on A40)



Arch Hard Top



Arch Hard Top with extending shade



R Models WSS Arch Bimini Top



WSS Folding Arch Bimini Top