



A40 Coupe

COBALT BOATS

ASERIES

COBALT *A40* Coupe

It just keeps getting better, the *A40* Coupe.

The A40 Coupe, the grand performance day boat that features unmatched elegance, luxury and class. Stemming from the same foundational roots as her sister, the A40 Hard-Top, the Coupe version features a sleek windshield and integrated top design. The 12' beam provides ample roominess for the entire crew and their gear. Bring it on board and you will find the perfect nesting place for each and every item necessary for big-day boating. The Coupe features impeccable exterior lines accenting the fiberglass coupe top and navigation equipment shelf, a convenient sliding sunroof, and an available retractable shade integrated seamlessly into the design. The A40 Coupe provides Cobalt customers the freedom of choice when it comes to the style of day boating they prefer: the open air feel of the hard-top or the comfortable convertibility of the coupe. The beauty is, the choice is always yours.





A40 Coupe







COBALT A40 coupe





COBALT A40 coupe



SPECIFICATIONS

Length Overall w/ Swim Platform	39' 6"	12.04 m
Beam	12' 0"	3.66 m
Interior Cockpit Width	10' 3"	3.12 m
Deadrise at Transom	20	20
Fuel Capacity - Gasoline	225 gal.	852 L
Fuel Capacity - Diesel	248 gal.	939 L
Freshwater Capacity	50 gal	189 L
Holding Tank Capacity	28 gal.	106 L
Bridge Clearance	13'9"	4.19 m
Draft Drive Up	33"	.84 m
Draft Drive Down	48"	1.22 m
Dry Weight	19,926 lbs.	9,038 kg
Boat Certified Capacity	Yacht Certified	
Boat Certified Capacity w/gear	Yacht Certified	

VOLVO PENTA STERNDRIVE POWER

Twin Diesel D6 400	400 hp	298 PkW
--------------------	--------	---------

COBALT A40 coupe



STANDARD EQUIPMENT

Dash and Instrumentation

Compass, Digital
Depth & Water/Air Temp Pkg.
Glass Cockpit, Volvo
Illuminated Stainless Steel Switches
Premium Black Leather/
SS Steering Wheel
Remote Helm Battery Switches
Windshield Wiper, Stbd.

Engine Options

Active Corrosion Protection-Volvo Diesel
Autopilot (Volvo)
EVC w/PTA & Cruise (Volvo)
Trip Computer (Volvo EVC)

Exterior

Aft Walk-Thru Gates
Bow Rails, Stainless Steel, 10"
Fender Clips w/Line (6)
Foredeck Sunpads w/
Integrated Lounge Position
Frameless Walk-Thru Windshield
Galley w/Sink & Refrigerator, Cockpit
LED Accent Lighting
Motorbox Actuator, Electric
Oversized Deck Hatch
Snap-In Carpet, Cockpit
Stainless Steel Cupholders
Teak Accent Package
Transom Storage Lockers

Interior

Air Conditioning/Heating, Cabin
Cabin Skylights
Cabinetry, Espresso, Matte Finish
Dinette Table, Cabin
Fiberglass Liner w/Sisal Floor Covering
Galley w/Sink & Refrigerator
Head w/Sink, Shower & VacuFlush Toilet
LED Overhead Lighting, Cabin
Microwave, 110v
Mid-Berth Filler Cushion
Panoramic Windows w/Opening Hatch
Suspended Cabin Headliner

V-Berth Filler Cushion

Stereo

Cabin Entertainment
Package, Main Cabin
Custom Acoustic Speaker Covers
iPod/USB/MP3 Port
Premium Sound System w/
Transom Remote & Spkrs.
Stereo Remote, Dash
TV Antenna & Cable Hook-Up

Structure, Safety, & Performance

10/5/3 Year Warranty Protection
Battery Charger, 60 amp
Circuit Breaker Protected Elec System
CO Monitor (2)
Composite Floor
Composite Transom
Fiberglass Cockpit Liner
Fiberglass Stringer System
Fire Extinguisher, Automatic
System (generator)
Fire Extinguisher, Automatic System-Dual
Fire Extinguisher, Manual (2)
Galvanic Protection
Generator (Diesel) 6.0kW w/Sound Shield
Ignition Safety Switch
Kevlar Reinforced Hull
Shorepower-110v, Dual 30 amp
Stainless Steel Windshield Braces
Tool Kit
Trim Tabs, Electric w/Autoglide System
Windlass, All Chain w/Anchor

OPTIONAL EQUIPMENT

Canvas

Electric Sureshade
Full Canvas Enclosure Pkg.

Dash and Instrumentation

Compass, Magnetic
Radar, Garmin 24" HD Dome
Radar, Garmin 48" Open Array
VHF Radio w/Antenna, Garmin
Windshield Wiper, Port

Engine Options

Joystick Sterndrive (EVC)-Volvo

Exterior

Barbeque Grill ,Cockpit
Cleats, Port & Stbd. (add'l)
Coupe Top Vertical Legs, Black
Coupe Top Vertical Legs, White
Dinette Table, Cockpit
Docking Lights
Flagpole w/Flag
Floor Covering, Sea Grass
Fresh Water Washdown, Bow
Ice Maker, Cockpit (in lieu
of storage console)
Refrigerator, Cockpit (in lieu
of storage console)
Spotlight, Remote
Swim Platform w/Ladder, Hydraulic
Transom Shower (Hot/Cold)
Underwater Lighting

Interior

Air Conditioning/Heat Self-Prime,Cabin
Air Conditioning/Heat Self-Prime,Cockpit
Air Conditioning/Heating, Cockpit
Central Vacuum System
Custom Wood Floor, Main Cabin
Gray Water System
Remote Courtesy Lights w/key fob
Throw Pillows, Weighted (10)
Throw Pillows, Weighted (4)
VacuFlush Toilet w/Macerator

Stereo

Satellite Radio System
Satellite TV
Satellite Weather System
TV, 12v w/HDMI Input, Mid Cabin
TV, Cockpit Galley (removable)

Structure, Safety, & Performance

CE Requirements
Shorepower-220v, Dual 30 amp
Windlass (std) w/Chain Counter



What prove to be, in memory, the adventures of a lifetime.

Who can say when first you heard? The multicolored minute when the open water spoke, and the dream began. Try now. To this day, can you report the moment? Can you reach back and listen again to that faint call, a sun-flecked whisper -- relentless as a mother's summons -- coming from just beyond the farthest thing a kid could ever hope to see.

At Cobalt, we build boats that answer the call. It is a relationship like no other – owners and their boats. It is that first grip at the helm that releases a sense of assurance down the spine. At that very moment...a promise is made. With each ride, with each cruise comes conversation, laughter and pure enjoyment afloat. At that very moment, a bond is formed on trust, but not just that, a type of trust that feels like family. And with that trust arises a certain lifestyle, an opportunity for families to come together and enjoy what life is truly about. It is a type of confidence that only a Cobalt can instill in its owner.

Our Cobalt family believes we have a unique opportunity to enrich life, to help create life-long memories, to arouse a passion for the boating lifestyle. We vow to work tirelessly, creating the most innovative, well-engineered, and best performing boats imaginable. We vow to let our work be consumed by every little detail, every aspect of fit and finish.

This classic tradition will continue in our daily pursuit to build not just boats, but deep personal possessions. We will continue on with our philosophy of compromising absolutely nothing, especially when it comes to constructing piece by piece a watercraft that will create memories of a lifetime.

We are excited to share Cobalt's passions and why we do what we do for our customers everyday. You drive us to perform everyday. Thank you and welcome to the family.



Customer Inspired Innovation


Swim Platform Functionality

Cobalt's swim platforms are large, welcoming and safe, suspended just above the waterline for easy use in all water-borne activities. Oversized, polished stainless steel tubing wraps every platform to protect the boat when docking. Cobalt's exclusive and patented swim step requires only two easy flips: down to use, back to stow. The swim step makes boarding your Cobalt a breeze, and provides a perfectly cool resting area. Illuminate the platform above or below the waterline with option choices to suit your desires.

Industry Firsts and Real-World

Across five decades, Cobalt brought innovative functionality to the marketplace. Across five decades, other marine manufacturers have seen fit to copy the thoughtful design that has always defined our boats. Again this year, we will show an entire industry exactly the way to go.

- ☞ A Cobalt first: the integrated bow eye with a scuff plate for protection from trailer marks
- ☞ Cobalt was the first stern drive builder to feature the walk-thru transom, today, all our models are equipped with either a single or dual aft passageway for easy boarding
- ☞ Stainless-steel adjustable poles to secure and tighten bimini tops with our innovative built-in turnbuckle -- no fabric straps here
- ☞ Quick-release fender clips utilize stainless steel sockets for perfect placement and convenient deployment
- ☞ Cushioned storage lids with double-knuckled hinges to hold the lids open for easy access to the compartment below
- ☞ Our often-imitated, never-duplicated flip-lip seat bolster – the captain sits high and comfortable, enjoying the full thrill of the ride
- ☞ A safer latch for the windshield walk-thru, holding the door securely open – yet another Cobalt first
- ☞ Perhaps the most imitated component of performance in the boating industry, Cobalt's extended running surface for quicker planing, firm and true turns, minimized bow rise, and greater lift at the stern



Finely Detailed Interiors

The technical word is “interface,” those sensory exchanges between boat and owner, those points of contact so fundamental to the enjoyment of a day on the water, so critical to the determination of a boat’s long-term value. Glance at any cockpit and witness the full effect of a Cobalt interior – straight, smooth, uniform, and very, very good looking. Better yet, cruise a Cobalt at first opportunity for some meaningful, memorable interfacing of your own.

Start at the helm, where strength meets stylish strength. Rock-solid fiberglass substructure rides beneath upholstered good looks, as optional Ebony Macassar trim adorns the helm’s metal panels. The instrumentation and its mountings borrow from aircraft and jewelry designers alike. Stainless steel switch mechanisms are firm, sure, and sturdy.

Cobalt upholstery involves the fingers. Butter-soft and bull-strong, as tactile as they’re easy on the eye, always double-fastened with both adhesives and staples, and stitched with meticulous precision. Underfoot, the carpet or optional Seagrass flooring is snap-down/snap-out, rubber-backed, backed again with skid resistant no-flex composite flooring under all, and heavy. Heavy far beyond any marine standard.



- ④ Precision-sewn interior details
- ④ Double-needle stitching
- ④ Seats that convert to a sun lounge
- ④ Deep bow and cockpit seating
- ④ The warmth and feel of premium materials
- ④ A hand-crafted helm with detailed double-stitching
- ④ Ebony Macassar trim
- ④ Digital multi-function gauges
- ④ Aircraft-inspired stainless switches
- ④ Honeycomb composite core integrated in flooring – optimized strength-to-weight ratio, with improved sound and vibration dampening



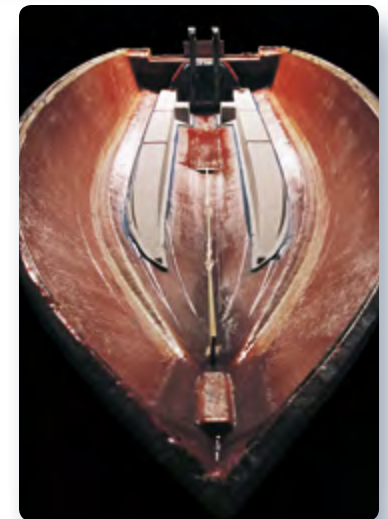
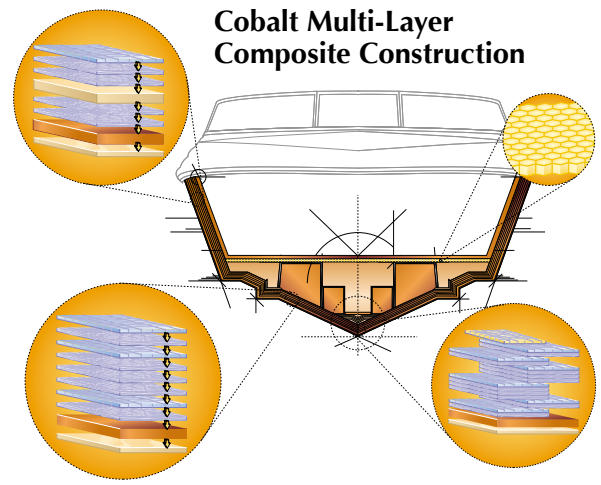
Exceptional Methods of Construction

At Cobalt the hull means hand-work, with every layer rolled a by craftspeople who believe that yet one more careful pass just can't hurt. And so the layers accumulate, eight altogether on the hull bottom and a full sixteen at the keel. Reinforced with Kevlar® and then strengthened again with Spraycore®, the hull's structure hardens into the critical component of the legendary Cobalt ride

The quality of the mold equals the quality of the finish, and so hand-waxing follows after every other part. Old finishes are reworked after every ten parts. No power buffers are allowed, and therefore no unsightly marks or patterns are left behind. And because time in the mold ensures integrity, flexible strength, and year-to-year dependability, the long hours spent in the mold matter even more. Every Cobalt hull cures and cures a while longer – well beyond normal industry standards.

Cobalt longevity is obvious, some of the reasons why less so. Invisible composites, hyperlight and hyperstrong, compose every Cobalt transom. No wood there, not in that all-important forcefield. No wood either in the polypropylene structural honeycomb of the floor. Nor in the all-fiberglass stringers where a methacrylate bonding compound adds lifelong permanence. No wood in the water-impervious roto-cast seat bases.

- ☞ Z-Thane™ strengthening, protective barrier coat in the hull – A Cobalt exclusive
- ☞ Completely hand-laid hulls, reinforced with Kevlar™
- ☞ Composite construction on all structural components
- ☞ Cushioned lids with knuckled hinges for easy, open access to storage compartments large and larger still
- ☞ Exceptional hardware, largely stainless, over-sized, over-strong
- ☞ Graphics deep and strong in the gelcoat
- ☞ Integrated bow eye with a scuffplate for added protection
- ☞ Hand-lamination, up to 16 alternating layers of fiberglass mat and woven roving





10-5-3 Transferable Warranty



Ten Year Warranty Protection

Hull & Deck Structure: Floors, stringers, bulkheads, motor mounts, transom, all deck and hull joints

Five Year Warranty Protection

Engine: Internally lubricated parts

Stern Drive: Internally lubricated parts in upper and lower housings, stern drive control system: power steering pump, power steering cooler, TVM module, TVM cylinder, joystick

Intermediate Housing: Shaft, U-joints, bearings

Steering: Helm, rack, cable, pump, seals and gaskets

Power Trim: Pump, cylinders, solenoids, switches, seals and gaskets

Electrical: Alternator, voltage regulator, electronic ignition module, ignition coil, starter motor, wiper motor, engine wiring harness, courtesy lights, docking lights, battery switch, battery isolator, bow light, horn, anchor light, spotlight, blower motor, electric hatch motor and switch

Fuel Delivery: Fuel injection control units and injectors, fuel injection pump, fuel injector rails, fuel delivery pump, flame arrestor

Controls: Control box, neutral safety switch, cables

Instrumentation: Tachometer, oil pressure, volt gauge, hour meter, speedometer, engine temperature, trim gauge, fuel gauge, air/water temperature, digital engine function display

Accessories: Air conditioner, cockpit heater, engine battery charger, compass, depth finder, transducer and wiring harness, generator, refrigerator, galley sink and faucet, shore power, stainless steel deck railings, stainless steel rubrail, stainless steel hardware, stereo, amplifier(1), stereo remotes, satellite stereo components, LED cabin lighting, trim tabs, freshwater pump, toilet, stove, microwave, windlass

Electronics: Radar, GPS, VHF radio

Non-Defect Failures: Overheating, pre-ignition, detonation, scored pistons, scored cylinders, tuliped valves, carbonized rings, heat collapsed rings, burnt valves, bent valves, warped heads, heat cracked heads and block (excludes freezing), thermostat failures, sensor failures

Additional Benefits: Choice of towing, dock side assistance, hoist and lift out or pick up and delivery. Taxes, shop supplies, lubricants, coolants, filters, spark plugs, hoses, clamps, belts, engine tuning, and lake/sea trial when necessary for a covered repair.

Three Year Warranty Protection

Gelcoat Finish: Protection from stress cracks, air voids or blisters

Upholstery/Canvas: Protection from defective materials or workmanship

Components: Manufactured by Cobalt

Color Selections

Actual colors may vary due to the limitations of the digital process and the viewing device calibration. Consult your Cobalt dealer as equipment and specifications are subject to change without notice.

Cockpit Interior Selections

SADDLE INTERIOR (with standard carpet)



SEAGRASS
(carpet option)



TERRA BROWN INTERIOR (with standard carpet)



SEAGRASS
(carpet option)



GENEVA INTERIOR (with standard carpet)



SEAGRASS
(carpet option)




TAHOE GREY INTERIOR (with standard carpet)



SEAGRASS
(carpet option)



TITANIUM INTERIOR (with standard carpet)



SEAGRASS
(carpet option)



Exterior Colors and Graphic Styles

Design Your Dream - Online model specific configurator at www.CobaltBoats.com




3 COLOR CUSTOM GRAPHICS

White base gelcoat with any primary hull color plus an accent.



3 COLOR CUSTOM WITH EDGE GRAPHICS

White base with any side hull color plus boot stripe and edge arc accent. R models only.



CLASSIC GRAPHICS

White base gelcoat with one primary hull color.




CLASSIC WITH EDGE GRAPHICS

White base with any side hull color plus edge arc accent. R models only.



SPORT GRAPHICS

White hull with a single accent stripe.




SPORT WITH EDGE GRAPHICS

White base with boot stripe and edge arc accent. R models only.



FULL COLOR HULL BOTTOM

Primary hull color fully to the keel. Not available on A-Series or models 296 and larger.




WSS GRAPHICS

Select from multiple available color configurations at www.CobaltBoats.com.



ALL WHITE

White hull and deck.



Tops and Covers

Color-matched and custom-tailored, Cobalt bimini tops, enclosures and tonneau covers are made of a premium acrylic marine canvas. This material is extremely strong and fade-resistant, with superior water resistance. Yet it breathes, resisting rot and mildew.

Bimini tops setup rock solid with Cobalt's easily adjustable stainless steel turn-buckle supports. Rigidity simply not found with the use of fabric straps.

The Premium Bimini Top with Easy-Fold stanchions (below) make storing or trailing your boat with the top in a lower position a simple one-person operation.



Bow & Cockpit Tonneau Covers



Mooring Cover



Premium Bimini Top



Full Canvas Enclosure (shown on A40)



Arch Hard Top



Arch Hard Top with extending shade



R Models WSS Arch Bimini Top



WSS Folding Arch Bimini Top