



*R*₃₅

COBALT BOATS

R SERIES

COBALT *R35*

Value is defined as the ratio of utility to price. Or are you searching for something more?

The Cobalt R35 is the newest addition to our award-winning line of bowriders. She's a hybrid open-bow day boat designed with the leath-ered luxury of a well-appointed mid-cabin. At first look, the panoramic side windows in the hull bring the outside in, and reflect the envious stares of dockside passersby-ers. Even the windshield invites further investigation of its stainless-steel strength, its wraparound handsome-ness.

The cabin is snug and expansive, with a sofa stretching out there nine full feet and swiftly changeable to a berth capable of sleeping two adults and a three-year-old interloper. The cabin makes full and fine use of its spaciousness, by turns air-conditioned or heated as the day's outing or the week's cruise might require. Inside, a cabinet designed to very specific purposes of entertainment come a 32" LCD HD television, a DVD player, and a play-station hookup. The portside head compart-ment looms enormous, ready to double as a shower seat.

The largest of the R Series, the R35 also features a hydraulically actuated swim platform that lowers to below the water's surface, plus the added depth of the exclusive swim step. Also astern, find a beach of a sun-pad – large enough for four sun worshipers. And when it comes time to gather around for some good fun and conversation, make useful our convertible layout in the cockpit.

At the helm, the captain will find that the glass cockpit design provides a birds-eye-view for a safe and enjoyable day on the water – equipped with Garmin screens that keep your systems in view at all times. We cannot forget about the available joystick control with its easy maneu- verability and simple operation. That's right – easy and simple – all with a touch of class and style. The Cobalt R35.







R35





COBALT R35



SPECIFICATIONS

Length Overall w/ Swim Platform	34' 9"	10.59 m
Beam	10' 7"	3.23 m
Interior Cockpit Width	9' 0"	2.74 m
Deadrise at Transom	22°	22°
Fuel Capacity	174 gal.	659 L
Freshwater Capacity	27 gal	102 L
Holding Tank Capacity	28 gal.	106 L
Bridge Clearance w/Arch	8' 10"	2.69 m
Draft Drive Up	24"	.61 m
Draft Drive Down	35"	.90 m
Dry Weight	12300 lbs.	5579 kg
Boat Certified Capacity	Yacht Certified	
Boat Certified Capacity w/gear	Yacht Certified	

VOLVO PENTA STERNDRIVE POWER

Twin V8-300CE-G DP	300 hp	221 PkW
Twin V8-350CE-G DP	350 hp	261 PkW
Twin V8-380CE DP	380 hp	283 PkW
Twin V8-430CE DP	430 hp	321 PkW

MERCUISER STERNDRIVE POWER

Twin 6.2 L MPI ECT-300 B3 DTS	300 hp	221 PkW
Twin 6.2 L MPI ECT-350 B3 DTS	350 hp	261 PkW
Twin 8.2 Mag ECT B3X DTS	380 hp	283 PkW
Twin 8.2 Mag HO ECT B3X DTS	430 hp	321 PkW

COBALT R35



STANDARD EQUIPMENT

Dash and Instrumentation

Accessory Power Plug - 12 Volt
Color-Matched Aluminum Dash Panels
Compass
Composite Helm Eyebrow,
Custom Stitching
Depth & Water/Air Temp Gauge Pkg.
Glass Cockpit, Dual Garmin 7607
Gloss Black Dash Console
Hour Meters
Premium Black Leather/
SS Steering Wheel
Stainless Steel Switches

Engine Options

DTS (Merc)
EVC w/PTA & Cruise (Volvo)
Trip Computer (Volvo EVC)

Exterior

Anchor Locker
Arch, Stainless Steel w/Hard Top
Bow Scuff Plate, Stainless Steel
Extended Running Surface
Fender Clips w/Line (6)
Hideaway Cockpit Dinette Table
Midship Cleats
Motorbox Actuator
Panoramic Hull Windows
Ski Tow Eye - Stainless Steel
Sky Lights (1-Head, 1-Cabin)
SS Tubular Platform Perimeter Rail
Stainless Steel Engine Vents
Stainless Top Trim Windshield
Swim Platform, Hydraulic w/Ladder
Transom Storage Locker
Transom Storage/Ice Chest

Interior

Aft Sunpad w/Adjustable Backrest
Aft Sunpad w/Walk-Thru Transom
Aft Walk-Thru Carpet
Air Compressor w/Holder
Benchseat Storage
Bow Walk-Thru Door
Cabin Door w/Sliding Screen & Window
Carpet, 40 oz., Snap-In w/Neoprene Back
Dinette Table w/Bow,CP & Cabin Recept.
Double Wide Helm Seat
Galley, Cockpit w/Sink
Head Compartment w/Shower
Head w/VacuFlush
L Lounge Cockpit Seating

Passenger Seat Flip Backrest System
Removable Cockpit Carpet
Seating Varadense Comfort
Seating, Helm Flip-Up
Shore Power Kit-110 Volt w/
battery charger
Sink Console (head compartment)
Throw Pillows, cabin

Stereo

Custom Acoustic Speaker Covers
iPod/USB/MP3 Port
Sound System, JL Audio w/6 Spkrs.
Stereo Remote, Dash

Structure, Safety, & Performance

10/5/3 Year Warranty Protection
Battery Switch, Dual w/ACR
Circuit Breaker Protected Elec System
Composite Floor
Composite Transom
Fiberglass Cockpit Liner
Fiberglass Stringer System
Fire Extinguisher, Manual
Hot Water Heater w/Exchanger (110 Volt)
Ignition Safety Switch
Kevlar Reinforced Hull
Stainless Steel Windshield Braces
Through Prop Exhaust
Trim Tabs w/Indicators, w/o Autoglide

OPTIONAL EQUIPMENT

Canvas

Bow Tonneau Cover
Cockpit Tonneau Cover
Mooring Cover

Dash and Instrumentation

Garmin XM Weather
VHF Radio Unit

Engine Options

Anti-Corrosion System (T-Vol
200-300hp, Mer-Alpha)
Axius Premier (DTS)-Merc
Joystick Sterndrive (EVC)-Volvo
Ocean-X (Volvo)
Seacore (Merc)

Exterior

COBALT Oval Logo, Recessed
Color Accented Headliner for Hard Top
Docking Lights-Stainless Steel
Flagpole w/Flag
Sof-Trac Mat (swim platform)
Swim Platform Transom Lighting

Teak Accent Package
Transhield Shipping Cover
Transom Shower
Transom Tilt Switches
Underwater Lighting

Interior

Aft Walk-Thru Gate
Air Conditioning/Heating
Bow Center Cushion Insert
Cabin Custom Wood Floor
Cockpit Heater
Floor Covering, Sea Grass
Grey Water System
Head w/VacuFlush, Macerator
LED Interior Accent Lighting (blue)
Refrigerator
Refrigerator/Microwave Pkg., cockpit
Remote Courtesy Lights w/key fob
Shore Power Kit-220 Volt w/
battery charger
Sof-Trac Marine Mat, Cockpit
Stainless Steel Foot Tread (helm only)
Throw Pillows, Weighted (10)
Throw Pillows, Weighted (4)

Stereo

Cabin Entertainment Package (TV/DVD)
Cabin Entertainment Pkg., CE (no TV)
Cable TV Connection
Premium Sound System w/
Transom Remote
Premium Sound System w/
Transom Remote & Spkrs.
Satellite Radio System
Stereo Remote, Transom
TV Antenna (req. Arch)

Structure, Safety, & Performance

Captain's Call Exhaust
Captain's Call Plus (w/Mufflers)
CE Req. w/Auto Fire Ext. & Generator
CE Requirements w/Auto Fire Extinguisher
Fire Extinguisher, Automatic System
Fire Extinguisher, Automatic
System (generator)
Generator (5kw-110v) w/Sound Shield
Generator (5kw-220v) w/Sound Shield
Inverter w/Shorepower 1800w, 1 outlet
Tool Kit
Trim Tabs w/Indicators, w/Autoglide
Windlass, All Chain w/Anchor



What prove to be, in memory, the adventures of a lifetime.

Who can say when first you heard? The multicolored minute when the open water spoke, and the dream began. Try now. To this day, can you report the moment? Can you reach back and listen again to that faint call, a sun-flecked whisper -- relentless as a mother's summons -- coming from just beyond the farthest thing a kid could ever hope to see.

At Cobalt, we build boats that answer the call. It is a relationship like no other – owners and their boats. It is that first grip at the helm that releases a sense of assurance down the spine. At that very moment...a promise is made. With each ride, with each cruise comes conversation, laughter and pure enjoyment afloat. At that very moment, a bond is formed on trust, but not just that, a type of trust that feels like family. And with that trust arises a certain lifestyle, an opportunity for families to come together and enjoy what life is truly about. It is a type of confidence that only a Cobalt can instill in its owner.

Our Cobalt family believes we have a unique opportunity to enrich life, to help create life-long memories, to arouse a passion for the boating lifestyle. We vow to work tirelessly, creating the most innovative, well-engineered, and best performing boats imaginable. We vow to let our work be consumed by every little detail, every aspect of fit and finish.

This classic tradition will continue in our daily pursuit to build not just boats, but deep personal possessions. We will continue on with our philosophy of compromising absolutely nothing, especially when it comes to constructing piece by piece a watercraft that will create memories of a lifetime.

We are excited to share Cobalt's passions and why we do what we do for our customers everyday. You drive us to perform everyday. Thank you and welcome to the family.



Customer Inspired Innovation


Swim Platform Functionality

Cobalt's swim platforms are large, welcoming and safe, suspended just above the waterline for easy use in all water-borne activities. Oversized, polished stainless steel tubing wraps every platform to protect the boat when docking. Cobalt's exclusive and patented swim step requires only two easy flips: down to use, back to stow. The swim step makes boarding your Cobalt a breeze, and provides a perfectly cool resting area. Illuminate the platform above or below the waterline with option choices to suit your desires.

Industry Firsts and Real-World

Across five decades, Cobalt brought innovative functionality to the marketplace. Across five decades, other marine manufacturers have seen fit to copy the thoughtful design that has always defined our boats. Again this year, we will show an entire industry exactly the way to go.

- ☞ A Cobalt first: the integrated bow eye with a scuff plate for protection from trailer marks
- ☞ Cobalt was the first stern drive builder to feature the walk-thru transom, today, all our models are equipped with either a single or dual aft passageway for easy boarding
- ☞ Stainless-steel adjustable poles to secure and tighten bimini tops with our innovative built-in turnbuckle -- no fabric straps here
- ☞ Quick-release fender clips utilize stainless steel sockets for perfect placement and convenient deployment
- ☞ Cushioned storage lids with double-knuckled hinges to hold the lids open for easy access to the compartment below
- ☞ Our often-imitated, never-duplicated flip-lip seat bolster – the captain sits high and comfortable, enjoying the full thrill of the ride
- ☞ A safer latch for the windshield walk-thru, holding the door securely open – yet another Cobalt first
- ☞ Perhaps the most imitated component of performance in the boating industry, Cobalt's extended running surface for quicker planing, firm and true turns, minimized bow rise, and greater lift at the stern



Finely Detailed Interiors

The technical word is “interface,” those sensory exchanges between boat and owner, those points of contact so fundamental to the enjoyment of a day on the water, so critical to the determination of a boat’s long-term value. Glance at any cockpit and witness the full effect of a Cobalt interior – straight, smooth, uniform, and very, very good looking. Better yet, cruise a Cobalt at first opportunity for some meaningful, memorable interfacing of your own.

Start at the helm, where strength meets stylish strength. Rock-solid fiberglass substructure rides beneath upholstered good looks, as optional Ebony Macassar trim adorns the helm’s metal panels. The instrumentation and its mountings borrow from aircraft and jewelry designers alike. Stainless steel switch mechanisms are firm, sure, and sturdy.

Cobalt upholstery involves the fingers. Butter-soft and bull-strong, as tactile as they’re easy on the eye, always double-fastened with both adhesives and staples, and stitched with meticulous precision. Underfoot, the carpet or optional Seagrass flooring is snap-down/snap-out, rubber-backed, backed again with skid resistant no-flex composite flooring under all, and heavy. Heavy far beyond any marine standard.



- ⦿ Precision-sewn interior details
- ⦿ Double-needle stitching
- ⦿ Seats that convert to a sun lounge
- ⦿ Deep bow and cockpit seating
- ⦿ The warmth and feel of premium materials
- ⦿ A hand-crafted helm with detailed double-stitching
- ⦿ Ebony Macassar trim
- ⦿ Digital multi-function gauges
- ⦿ Aircraft-inspired stainless switches
- ⦿ Honeycomb composite core integrated in flooring – optimized strength-to-weight ratio, with improved sound and vibration dampening



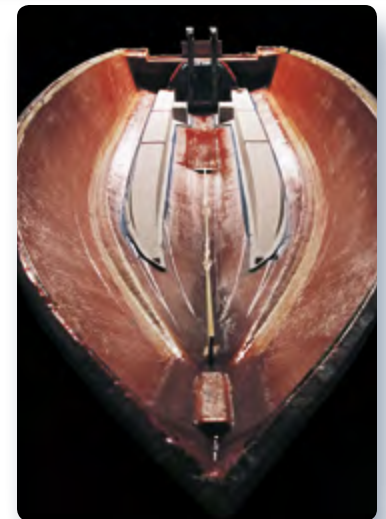
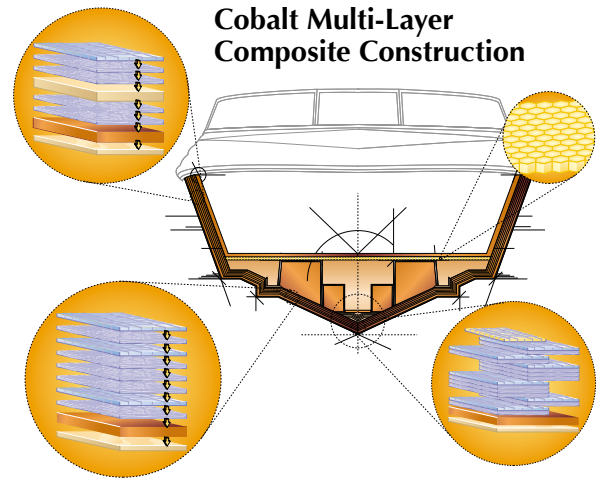
Exceptional Methods of Construction

At Cobalt the hull means hand-work, with every layer rolled a by craftspeople who believe that yet one more careful pass just can't hurt. And so the layers accumulate, eight altogether on the hull bottom and a full sixteen at the keel. Reinforced with Kevlar® and then strengthened again with Spraycore®, the hull's structure hardens into the critical component of the legendary Cobalt ride

The quality of the mold equals the quality of the finish, and so hand-waxing follows after every other part. Old finishes are reworked after every ten parts. No power buffers are allowed, and therefore no unsightly marks or patterns are left behind. And because time in the mold ensures integrity, flexible strength, and year-to-year dependability, the long hours spent in the mold matter even more. Every Cobalt hull cures and cures a while longer – well beyond normal industry standards.

Cobalt longevity is obvious, some of the reasons why less so. Invisible composites, hyperlight and hyperstrong, compose every Cobalt transom. No wood there, not in that all-important forcefield. No wood either in the polypropylene structural honeycomb of the floor. Nor in the all-fiberglass stringers where a methacrylate bonding compound adds lifelong permanence. No wood in the water-impervious roto-cast seat bases.

- ☞ Z-Thane™ strengthening, protective barrier coat in the hull – A Cobalt exclusive
- ☞ Completely hand-laid hulls, reinforced with Kevlar™
- ☞ Composite construction on all structural components
- ☞ Cushioned lids with knuckled hinges for easy, open access to storage compartments large and larger still
- ☞ Exceptional hardware, largely stainless, over-sized, over-strong
- ☞ Graphics deep and strong in the gelcoat
- ☞ Integrated bow eye with a scuffplate for added protection
- ☞ Hand-lamination, up to 16 alternating layers of fiberglass mat and woven roving





10-5-3 Transferable Warranty



Ten Year Warranty Protection

Hull & Deck Structure: Floors, stringers, bulkheads, motor mounts, transom, all deck and hull joints

Five Year Warranty Protection

Engine: Internally lubricated parts

Stern Drive: Internally lubricated parts in upper and lower housings, stern drive control system: power steering pump, power steering cooler, TVM module, TVM cylinder, joystick

Intermediate Housing: Shaft, U-joints, bearings

Steering: Helm, rack, cable, pump, seals and gaskets

Power Trim: Pump, cylinders, solenoids, switches, seals and gaskets

Electrical: Alternator, voltage regulator, electronic ignition module, ignition coil, starter motor, wiper motor, engine wiring harness, courtesy lights, docking lights, battery switch, battery isolator, bow light, horn, anchor light, spotlight, blower motor, electric hatch motor and switch

Fuel Delivery: Fuel injection control units and injectors, fuel injection pump, fuel injector rails, fuel delivery pump, flame arrestor

Controls: Control box, neutral safety switch, cables

Instrumentation: Tachometer, oil pressure, volt gauge, hour meter, speedometer, engine temperature, trim gauge, fuel gauge, air/water temperature, digital engine function display

Accessories: Air conditioner, cockpit heater, engine battery charger, compass, depth finder, transducer and wiring harness, generator, refrigerator, galley sink and faucet, shore power, stainless steel deck railings, stainless steel rubrail, stainless steel hardware, stereo, amplifier(1), stereo remotes, satellite stereo components, LED cabin lighting, trim tabs, freshwater pump, toilet, stove, microwave, windlass

Electronics: Radar, GPS, VHF radio

Non-Defect Failures: Overheating, pre-ignition, detonation, scored pistons, scored cylinders, tuliped valves, carbonized rings, heat collapsed rings, burnt valves, bent valves, warped heads, heat cracked heads and block (excludes freezing), thermostat failures, sensor failures

Additional Benefits: Choice of towing, dock side assistance, hoist and lift out or pick up and delivery. Taxes, shop supplies, lubricants, coolants, filters, spark plugs, hoses, clamps, belts, engine tuning, and lake/sea trial when necessary for a covered repair.

Three Year Warranty Protection

Gelcoat Finish: Protection from stress cracks, air voids or blisters

Upholstery/Canvas: Protection from defective materials or workmanship

Components: Manufactured by Cobalt

Color Selections

Actual colors may vary due to the limitations of the digital process and the viewing device calibration. Consult your Cobalt dealer as equipment and specifications are subject to change without notice.

Cockpit Interior Selections

SADDLE INTERIOR (with standard carpet)



SEAGRASS
(carpet option)



TERRA BROWN INTERIOR (with standard carpet)



SEAGRASS
(carpet option)



GENEVA INTERIOR (with standard carpet)



SEAGRASS
(carpet option)




TAHOE GREY INTERIOR (with standard carpet)



SEAGRASS
(carpet option)



TITANIUM INTERIOR (with standard carpet)



SEAGRASS
(carpet option)



Exterior Colors and Graphic Styles

Design Your Dream - Online model specific configurator at www.CobaltBoats.com




3 COLOR CUSTOM GRAPHICS

White base gelcoat with any primary hull color plus an accent.



3 COLOR CUSTOM WITH EDGE GRAPHICS

White base with any side hull color plus boot stripe and edge arc accent. R models only.



CLASSIC GRAPHICS

White base gelcoat with one primary hull color.




CLASSIC WITH EDGE GRAPHICS

White base with any side hull color plus edge arc accent. R models only.



SPORT GRAPHICS

White hull with a single accent stripe.




SPORT WITH EDGE GRAPHICS

White base with boot stripe and edge arc accent. R models only.



FULL COLOR HULL BOTTOM

Primary hull color fully to the keel. Not available on A-Series or models 296 and larger.




WSS GRAPHICS

Select from multiple available color configurations at www.CobaltBoats.com.



ALL WHITE

White hull and deck.



Tops and Covers

Color-matched and custom-tailored, Cobalt bimini tops, enclosures and tonneau covers are made of a premium acrylic marine canvas. This material is extremely strong and fade-resistant, with superior water resistance. Yet it breathes, resisting rot and mildew.

Bimini tops setup rock solid with Cobalt's easily adjustable stainless steel turn-buckle supports. Rigidity simply not found with the use of fabric straps.

The Premium Bimini Top with Easy-Fold stanchions (below) make storing or trailing your boat with the top in a lower position a simple one-person operation.



Bow & Cockpit Tonneau Covers



Mooring Cover



Premium Bimini Top



Full Canvas Enclosure (shown on A40)



Arch Hard Top



Arch Hard Top with extending shade



R Models WSS Arch Bimini Top



WSS Folding Arch Bimini Top