



R5

COBALT BOATS

R SERIES

COBALT *R5*

Attention, perfectionists. This one is for you.

Let us introduce you to the Cobalt R5.

No matter the activity of the day, the Cobalt R5 steps up to the plate bringing class and style. At first glance, its exterior profile will catch the eyes of all around. Sleek. Powerful. Aggressive. Notice the graphics – bold, vibrant. But let's not be materialistic here. This legendary ride is worth noting: infectious. That is the word we would use – so infectious that with just one nudge of the wheel and a tight turn, you will be hooked to its smooth nature.

With all the luxury interior appointments that one would expect from a Cobalt, the inside speaks of timeless good taste. The transom is walk-thru, of course. The back-rest is convertible, and the space forward is wide and wider still, followed with yacht-esque wraparound seating. This seating configuration, by the way, belongs only to Cobalt in boats of the R5's size. The twice-wide passenger seat forward makes the cockpit even more flexible in its service of a good time. A console door, elegant in its Makassar grain look and crafted vinyl, opens to a head larger above and all-around than any other boat in the class.

The helm gleams in hand craftsmanship, in oil rubbed ebony Makassar trim and duotone aluminum dash panels and switches of stainless steel and five-inch digital gauges with multi-function readouts and, over all, a form-fitted eyebrow in everlasting vinyl. The wheel wraps in leather: one of the most time-honored of Cobalt traditions, this masterpiece of a steering wheel. Our owners have always insisted on comfort and convenience and accessibility -- "ergonomics" to our designers -- and so the R5's armrests and footrests and controls and cupholders and every last little amenity aboard arrives with a form and a function just too ergo for words. And one more name to drop: the Rockford Fosgate stereo, optimized and ready, as we say, to crank.

Need we say more?





R5





COBALT R5



SPECIFICATIONS

Length Overall w/Swim Platform	25' 8"	7.82 m
Beam	8' 6"	2.59 m
Interior Cockpit Width	95"	2.41 m
Deadrise at Transom	21°	21°
Fuel Capacity	50 gal.	189 L
Freshwater Capacity	10 gal.	38 L
Bridge Clearance w/o Bimini	64"	1.63 m
Bridge Clearance w/Bimini	91"	2.31 m
Bridge Clearance w/Arch or Tower	98"	2.49 m
Draft Drive Up	21"	.53 m
Draft Drive Down	37"	.94 m
Dry Weight	4880 lbs.	2214 kg
Boat Certified Capacity	14 persons	
Boat Certified Capacity w/gear	2250 lbs.	1021 kg

VOLVO PENTA STERNDRIVE POWER

V8-300CE-G EVC DP	300 hp	221 PkW
V8-350CE-G EVC DP	350 hp	261 PkW
V8-380CE EVC DP	380 hp	283 PkW
V8-430CE EVC DP	430 hp	321 PkW

MERCUISER STERNDRIVE POWER

6.2 L MPI ECT DTS-300 B3	300 hp	221 PkW
6.2 L MPI ECT DTS-350 B3	350 hp	261 PkW
8.2 Mag ECT DTS B3X	380 hp	283 PkW
8.2 Mag HO ECT DTS B3X	430 hp	321 PkW

WSS
Water Sports Series Compatible

COBALT R5



STANDARD EQUIPMENT

Dash and Instrumentation

Accessory Power Plug - 12 Volt
Black Leather/SS Steering Wheel
Color-Matched Aluminum Dash Panels
Compass, Digital
Composite Helm Eyebrow,
Custom Stitching
Dash Perimeter SS Accent
Depth & Water/Air Temp Gauge Pkg.
Glass Cockpit, Dual Garmin 7607
Gloss Black Dash Console w/SS Accents
Hour Meter
Illuminated Switch Panel/Switches
Stainless Steel Switches

Engine Options

DTS (Merc)
EVC w/PTA & Cruise (Volvo)

Exterior

Anchor Locker
Bow Scuff Plate, Stainless Steel
Extended Running Surface
Fender Clips w/Line (4)
Graphics, Molded-In Gelcoat
Midship Cleats
Ski Pylon - Stainless Steel
Sky Light (Head Compartment)
SS Tubular Platform Perimeter Rail
Stainless Steel Engine Vents
Stainless Top Trim Windshield
Swim Platform w/Flip-Down Swim Step

Interior

Aft Facing Rumble Seat
Aft Sunpad Backrest SS Accent Rail
Bow Cushion Insert, Stbd.
Bow Walk-Thru Doors
Carpet, 40 oz., Snap-In w/Neoprene Back
Del Mar Helm Capt. Chair
Head w/Porta Potti
Passenger Seat Flip Backrest System
Quilted Pattern Upholstery Accents
Removable Bow & Cockpit Carpet
Seating Varadense Comfort
Sundeck Convertible Lounger
Trash Receptacle, Cockpit

Stereo

Custom Acoustic Speaker Covers
iPod/USB/MP3 Port

Sound System, JL Audio w/6 Spkr.
Stereo Remote, Dash

Structure, Safety, & Performance

10/5/3 Year Warranty Protection
Battery Switch, Single
Circuit Breaker Protected Elec System
Composite Floor
Composite Transom
Fiberglass Cockpit Liner
Fiberglass Stringer System
Fire Extinguisher, Manual
Ignition Safety Switch
Kevlar Reinforced Hull
Stainless Steel Windshield Braces
Through Prop Exhaust
Aft Walk-Thru Gate

OPTIONAL EQUIPMENT

Canvas

Bimini, Premium
Bimini, Premium Easy-Fold
Bow Tonneau Cover
Cockpit Tonneau Cover
Mooring Cover

Dash and Instrumentation

Makassar Dash/Interior Trim Pkg.
Rudder Indicator, Merc
Rudder Indicator, Volvo
XM Weather

Engine Options

Anti-Corrosion System (Vol
200-300hp, Mer-Alpha)
Ocean-X (Volvo)
Seacore (Merc)
Tow Mode (Volvo EVC)

Exterior

Arch, Alum, Folding w/Bimini
Arch, Electric, Alum Folding w/Bimini
Arch, SS/Alum w/Sunshade
COBALT Oval Logo, Recessed
Docking Lights-Stainless Steel
Flagpole w/Flag
Motorbox Actuator
Portal Light (1 in Head Compartment)
Sof-Trac Mat, Flip-Down Swim Step
Swim Platform Transom Lighting
Windshield Shipping Cover
Transom Shower

Transom Tilt Switch
Underwater Lighting
Wakeboard Racks (req. Arch)

Interior

Aft Walk-Thru Carpet
Air Compressor w/Holder
Bow Center Cushion Insert
Dinette Table w/CP & Sunpad Receptacle
Floor Covering, Sea Grass
Grey Water System
Head w/Electric Porcelain Toilet
Head w/Electric Porcelain, Macerator
Head w/Pump Out Porta-Potti
Head w/Pump Out Porta-Potti, Macerator
LED Interior Accent Lighting (blue)
Remote Courtesy Lights w/key fob
Sink Console (head compartment)
Sof-Trac Marine Mat, Cockpit
Stainless Steel Foot Tread (helm only)
Sunpad Filler Cushion (w/Dinette)
Sunpad Filler Cushion (w/o Dinette)
Throw Pillows, Weighted (10)
Throw Pillows, Weighted (4)

Stereo

Premium Sound System w/
Transom Remote
Premium Sound System w/
Transom Remote & Spkr.
Satellite Radio System
Speakers, Arch-1 pr.
Stereo Remote, Transom

Structure, Safety, & Performance

Battery Maintainer/Charger, 110v
Battery Maintainer/Charger, 220v
Battery Switch, Dual w/ACR
Captain's Call Exhaust
Captain's Call Plus (w/Mufflers)
CE Requirements w/Automatic
Fire Extinguisher
Cruise Control-Smart Tow (Merc DTS)
Cruise Control-Zero Off (Vol EVC)
Drivers Rear view Mirror (W/S Mount)
Fire Extinguisher, Automatic System
Tool Kit
Trim Tabs w/Indicators
Windlass, All Chain w/Anchor



What prove to be, in memory, the adventures of a lifetime.

Who can say when first you heard? The multicolored minute when the open water spoke, and the dream began. Try now. To this day, can you report the moment? Can you reach back and listen again to that faint call, a sun-flecked whisper -- relentless as a mother's summons -- coming from just beyond the farthest thing a kid could ever hope to see.

At Cobalt, we build boats that answer the call. It is a relationship like no other -- owners and their boats. It is that first grip at the helm that releases a sense of assurance down the spine. At that very moment...a promise is made. With each ride, with each cruise comes conversation, laughter and pure enjoyment afloat. At that very moment, a bond is formed on trust, but not just that, a type of trust that feels like family. And with that trust arises a certain lifestyle, an opportunity for families to come together and enjoy what life is truly about. It is a type of confidence that only a Cobalt can instill in its owner.

Our Cobalt family believes we have a unique opportunity to enrich life, to help create life-long memories, to arouse a passion for the boating lifestyle. We vow to work tirelessly, creating the most innovative, well-engineered, and best performing boats imaginable. We vow to let our work be consumed by every little detail, every aspect of fit and finish.

This classic tradition will continue in our daily pursuit to build not just boats, but deep personal possessions. We will continue on with our philosophy of compromising absolutely nothing, especially when it comes to constructing piece by piece a watercraft that will create memories of a lifetime.

We are excited to share Cobalt's passions and why we do what we do for our customers everyday. You drive us to perform everyday. Thank you and welcome to the family.



Customer Inspired Innovation


Swim Platform Functionality

Cobalt's swim platforms are large, welcoming and safe, suspended just above the waterline for easy use in all water-borne activities. Oversized, polished stainless steel tubing wraps every platform to protect the boat when docking. Cobalt's exclusive and patented swim step requires only two easy flips: down to use, back to stow. The swim step makes boarding your Cobalt a breeze, and provides a perfectly cool resting area. Illuminate the platform above or below the waterline with option choices to suit your desires.

Industry Firsts and Real-World

Across five decades, Cobalt brought innovative functionality to the marketplace. Across five decades, other marine manufacturers have seen fit to copy the thoughtful design that has always defined our boats. Again this year, we will show an entire industry exactly the way to go.

- ☞ A Cobalt first: the integrated bow eye with a scuff plate for protection from trailer marks
- ☞ Cobalt was the first stern drive builder to feature the walk-thru transom, today, all our models are equipped with either a single or dual aft passageway for easy boarding
- ☞ Stainless-steel adjustable poles to secure and tighten bimini tops with our innovative built-in turnbuckle -- no fabric straps here
- ☞ Quick-release fender clips utilize stainless steel sockets for perfect placement and convenient deployment
- ☞ Cushioned storage lids with double-knuckled hinges to hold the lids open for easy access to the compartment below
- ☞ Our often-imitated, never-duplicated flip-lip seat bolster – the captain sits high and comfortable, enjoying the full thrill of the ride
- ☞ A safer latch for the windshield walk-thru, holding the door securely open – yet another Cobalt first
- ☞ Perhaps the most imitated component of performance in the boating industry, Cobalt's extended running surface for quicker planing, firm and true turns, minimized bow rise, and greater lift at the stern



Finely Detailed Interiors

The technical word is “interface,” those sensory exchanges between boat and owner, those points of contact so fundamental to the enjoyment of a day on the water, so critical to the determination of a boat’s long-term value. Glance at any cockpit and witness the full effect of a Cobalt interior – straight, smooth, uniform, and very, very good looking. Better yet, cruise a Cobalt at first opportunity for some meaningful, memorable interfacing of your own.

Start at the helm, where strength meets stylish strength. Rock-solid fiberglass substructure rides beneath upholstered good looks, as optional Ebony Macassar trim adorns the helm’s metal panels. The instrumentation and its mountings borrow from aircraft and jewelry designers alike. Stainless steel switch mechanisms are firm, sure, and sturdy.

Cobalt upholstery involves the fingers. Butter-soft and bull-strong, as tactile as they’re easy on the eye, always double-fastened with both adhesives and staples, and stitched with meticulous precision. Underfoot, the carpet or optional Seagrass flooring is snap-down/snap-out, rubber-backed, backed again with skid resistant no-flex composite flooring under all, and heavy. Heavy far beyond any marine standard.



- ④ Precision-sewn interior details
- ④ Double-needle stitching
- ④ Seats that convert to a sun lounge
- ④ Deep bow and cockpit seating
- ④ The warmth and feel of premium materials
- ④ A hand-crafted helm with detailed double-stitching
- ④ Ebony Macassar trim
- ④ Digital multi-function gauges
- ④ Aircraft-inspired stainless switches
- ④ Honeycomb composite core integrated in flooring – optimized strength-to-weight ratio, with improved sound and vibration dampening



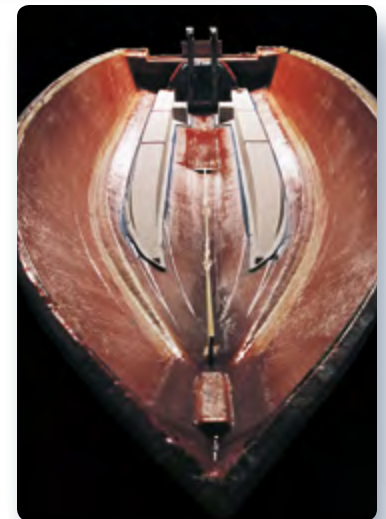
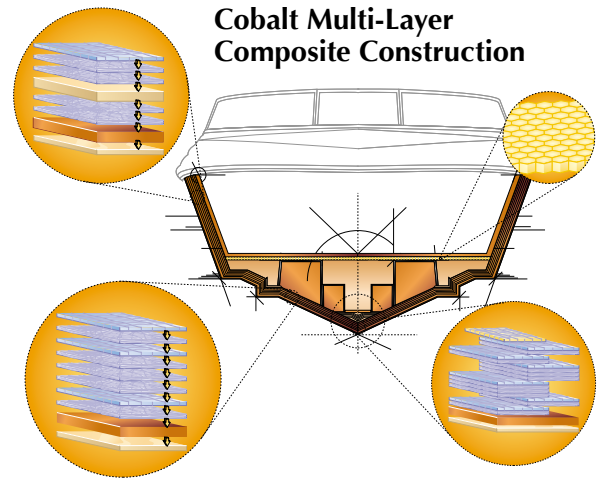
Exceptional Methods of Construction

At Cobalt the hull means hand-work, with every layer rolled a by craftspeople who believe that yet one more careful pass just can't hurt. And so the layers accumulate, eight altogether on the hull bottom and a full sixteen at the keel. Reinforced with Kevlar® and then strengthened again with Spraycore®, the hull's structure hardens into the critical component of the legendary Cobalt ride

The quality of the mold equals the quality of the finish, and so hand-waxing follows after every other part. Old finishes are reworked after every ten parts. No power buffers are allowed, and therefore no unsightly marks or patterns are left behind. And because time in the mold ensures integrity, flexible strength, and year-to-year dependability, the long hours spent in the mold matter even more. Every Cobalt hull cures and cures a while longer – well beyond normal industry standards.

Cobalt longevity is obvious, some of the reasons why less so. Invisible composites, hyperlight and hyperstrong, compose every Cobalt transom. No wood there, not in that all-important forcefield. No wood either in the polypropylene structural honeycomb of the floor. Nor in the all-fiberglass stringers where a methacrylate bonding compound adds lifelong permanence. No wood in the water-impervious roto-cast seat bases.

- ☞ Z-Thane™ strengthening, protective barrier coat in the hull – A Cobalt exclusive
- ☞ Completely hand-laid hulls, reinforced with Kevlar™
- ☞ Composite construction on all structural components
- ☞ Cushioned lids with knuckled hinges for easy, open access to storage compartments large and larger still
- ☞ Exceptional hardware, largely stainless, over-sized, over-strong
- ☞ Graphics deep and strong in the gelcoat
- ☞ Integrated bow eye with a scuffplate for added protection
- ☞ Hand-lamination, up to 16 alternating layers of fiberglass mat and woven roving





10-5-3 Transferable Warranty



Ten Year Warranty Protection

Hull & Deck Structure: Floors, stringers, bulkheads, motor mounts, transom, all deck and hull joints

Five Year Warranty Protection

Engine: Internally lubricated parts

Stern Drive: Internally lubricated parts in upper and lower housings, stern drive control system: power steering pump, power steering cooler, TVM module, TVM cylinder, joystick

Intermediate Housing: Shaft, U-joints, bearings

Steering: Helm, rack, cable, pump, seals and gaskets

Power Trim: Pump, cylinders, solenoids, switches, seals and gaskets

Electrical: Alternator, voltage regulator, electronic ignition module, ignition coil, starter motor, wiper motor, engine wiring harness, courtesy lights, docking lights, battery switch, battery isolator, bow light, horn, anchor light, spotlight, blower motor, electric hatch motor and switch

Fuel Delivery: Fuel injection control units and injectors, fuel injection pump, fuel injector rails, fuel delivery pump, flame arrestor

Controls: Control box, neutral safety switch, cables

Instrumentation: Tachometer, oil pressure, volt gauge, hour meter, speedometer, engine temperature, trim gauge, fuel gauge, air/water temperature, digital engine function display

Accessories: Air conditioner, cockpit heater, engine battery charger, compass, depth finder, transducer and wiring harness, generator, refrigerator, galley sink and faucet, shore power, stainless steel deck railings, stainless steel rubrail, stainless steel hardware, stereo, amplifier(1), stereo remotes, satellite stereo components, LED cabin lighting, trim tabs, freshwater pump, toilet, stove, microwave, windlass

Electronics: Radar, GPS, VHF radio

Non-Defect Failures: Overheating, pre-ignition, detonation, scored pistons, scored cylinders, tuliped valves, carbonized rings, heat collapsed rings, burnt valves, bent valves, warped heads, heat cracked heads and block (excludes freezing), thermostat failures, sensor failures

Additional Benefits: Choice of towing, dock side assistance, hoist and lift out or pick up and delivery. Taxes, shop supplies, lubricants, coolants, filters, spark plugs, hoses, clamps, belts, engine tuning, and lake/sea trial when necessary for a covered repair.

Three Year Warranty Protection

Gelcoat Finish: Protection from stress cracks, air voids or blisters

Upholstery/Canvas: Protection from defective materials or workmanship

Components: Manufactured by Cobalt

Color Selections

Actual colors may vary due to the limitations of the digital process and the viewing device calibration. Consult your Cobalt dealer as equipment and specifications are subject to change without notice.

Cockpit Interior Selections

SADDLE INTERIOR (with standard carpet)



SEAGRASS
(carpet option)



TERRA BROWN INTERIOR (with standard carpet)



SEAGRASS
(carpet option)



GENEVA INTERIOR (with standard carpet)



SEAGRASS
(carpet option)




TAHOE GREY INTERIOR (with standard carpet)



SEAGRASS
(carpet option)



TITANIUM INTERIOR (with standard carpet)



SEAGRASS
(carpet option)



Exterior Colors and Graphic Styles

Design Your Dream - Online model specific configurator at www.CobaltBoats.com




3 COLOR CUSTOM GRAPHICS

White base gelcoat with any primary hull color plus an accent.



3 COLOR CUSTOM WITH EDGE GRAPHICS

White base with any side hull color plus boot stripe and edge arc accent. R models only.



CLASSIC GRAPHICS

White base gelcoat with one primary hull color.




CLASSIC WITH EDGE GRAPHICS

White base with any side hull color plus edge arc accent. R models only.



SPORT GRAPHICS

White hull with a single accent stripe.




SPORT WITH EDGE GRAPHICS

White base with boot stripe and edge arc accent. R models only.



FULL COLOR HULL BOTTOM

Primary hull color fully to the keel. Not available on A-Series or models 296 and larger.




WSS GRAPHICS

Select from multiple available color configurations at www.CobaltBoats.com.



ALL WHITE

White hull and deck.



Tops and Covers

Color-matched and custom-tailored, Cobalt bimini tops, enclosures and tonneau covers are made of a premium acrylic marine canvas. This material is extremely strong and fade-resistant, with superior water resistance. Yet it breathes, resisting rot and mildew.

Bimini tops setup rock solid with Cobalt's easily adjustable stainless steel turn-buckle supports. Rigidity simply not found with the use of fabric straps.

The Premium Bimini Top with Easy-Fold stanchions (below) make storing or trailing your boat with the top in a lower position a simple one-person operation.



Bow & Cockpit Tonneau Covers



Mooring Cover



Premium Bimini Top



Full Canvas Enclosure (shown on A40)



Arch Hard Top



Arch Hard Top with extending shade



R Models WSS Arch Bimini Top



WSS Folding Arch Bimini Top