



220s

COBALT BOATS

 GATEWAY  
SERIES

## COBALT 220s

**The details of a great boat accumulate in ways that you may never notice. But feel free to imagine.**

Come aboard the 220S and experience the comfort and convenience typically found only in far larger boats. Experience a spaciousness that maximizes flexibility in your use of the boat, thanks to Free Space Reclamation (FSR), Cobalt's studied minimization of heretofore unused space. The 220S makes idealized use of every square inch of its wide and sturdy stance, the stadium seating key to the easy accommodation of a dozen guests and their gear. And the swim step, of course, Cobalt's game-changing, patented contribution to safety, convenience, and accessibility makes boarding a breeze. Memories gather naturally under the 220's optional aluminum wakeboard arch – simply foldable, by the way – an addition that makes your boat as athletic as it is roomy.

Mention the word "athletic" and the 220S steps up to the plate. Big fun – the extended running surface hull design provides explosive hole-shots, easy and extended zooming, the tight, high-speed turns skiers and boarders want – while affording you some remarkable efficiencies in fuel management.

The S interior seating configuration combines an oversized, all-in-one cockpit layout with the amazing on-water performance that has become synonymous with Cobalt. Your co-captain can face forward in the traditional manner, or flip the seat down easily transforming the cockpit into a massive arena-style seating arrangement. The choice is yours.



220s



## 220s



The "S" Sport seating interior configuration offers the port-side passenger a choice of facing forward or aft. Shown in the Saddle interior color selection.

220s



## COBALT 220s



### SPECIFICATIONS

Length Overall w/o Swim Platform	21' 4"	6.50 m
Length Overall w/ Swim Pla'tform	22' 10"	6.96 m
Beam	8' 6"	2.59 m
Deadrise at Transom	20°	20°
Fuel Capacity	52 gal.	197 L
Bridge Clearance w/o Bimini	3' 11"	1.19 m
Bridge Clearance w/Tower	6' 10"	2.08 m
Draft Drive Up	24"	.61m
Draft Drive Down	37"	.94m
Dry Weight	3700 lbs.	1678 kg
Boat Certified Capacity	12 persons	
Boat Certified Capacity w/gear	1695 lbs.	768 kg

### VOLVO PENTA STERNDRIVE POWER

V6-240C-G DP	240 hp	149 PkW
V6-240C-G SX	240 hp	179 PkW
V6-240G DP (non-cat)	240 hp	149 PkW
V6-240G SX (non-cat)	240 hp	149 PkW
V6-280C-G DP	280 hp	209 PkW
V8-300C-G DP	300 hp	224 PkW
V8-300CE-G DP	300 hp	224 PkW
V8-350C-G DP	350 hp	261 PkW
V8-350CE-G DP	350 hp	261 PkW

### MERCURISER STERNDRIVE POWER

4.5 L MPI ECT-250 Alpha	250 hp	186 PkW
4.5 L MPI ECT-250 B3	250 hp	186 PkW
6.2 L MPI ECT DTS-300 B3	300 hp	224 PkW
6.2 L MPI ECT DTS-350 B3	350 hp	261 PkW
6.2 L MPI ECT-300 B3	300 hp	224 PkW
6.2 L MPI ECT-350 B3	350 hp	261 PkW

# COBALT 220 S



## **STANDARD EQUIPMENT**

### **Dash and Instrumentation**

Accessory Power Plug - 12 Volt  
Aluminum Dash Panels  
Composite Helm Eyebrow,  
Custom Stitching  
Depth & Water/Air Temp Gauge Pkg.  
Hour Meter  
Leather Steering Wheel w/  
Auto Leveling Hub  
Stainless Steel Switches

### **Exterior**

Anchor Locker  
Bow Scuff Plate, Stainless Steel  
Extended Running Surface  
Flip-Down Swim Step w/o Ladder  
Graphics, Molded-In Gelcoat  
Midship Cleats  
Ski Tow Eye, Stainless Steel  
SS Tubular Platform Perimeter Rail  
Stainless Top Trim Windshield

### **Interior**

S Sport Seating Configuration  
Aft Facing Rumble Seat  
Aft Sunpad w/Walk-Thru Transom  
Aft Walk-Thru Carpet  
Bow Walk-Thru Door  
Carpet, 40 oz., Snap-In w/Neoprene Back  
Removable Bow & Cockpit Carpet  
Removable Ice Chest  
Seating Varadense Comfort  
Seating, Helm Flip-Up

### **Stereo**

iPod/USB/MP3 Port  
Sound System, Bluetooth, w/6 Spkrs.  
Stereo Remote, Dash  
Stereo Remote, Transom (Prem. Sound)

### **Structure, Safety, & Performance**

10/5/3 Year Warranty Protection  
Battery Switch, Single  
Circuit Breaker Protected Elec System

Composite Floor  
Composite Seat Bases  
Composite Transom  
Fiberglass Cockpit Liner  
Fiberglass Stringer System  
Fire Extinguisher, Manual  
Ignition Safety Switch  
Kevlar Reinforced Hull  
Stainless Steel Windshield Braces  
Through Prop Exhaust

## **OPTIONAL EQUIPMENT**

### **Canvas**

Bimini  
Bow Tonneau Cover  
Cockpit Tonneau Cover  
Mooring Cover

### **Dash and Instrumentation**

Compass  
GPS, Garmin 7607, Touch Screen  
Rudder Indicator, Merc  
Rudder Indicator, Volvo  
XM Weather

### **Engine Options**

Active Trim, Merc (requires DTS)  
Anti-Corrosion System (Vol  
200-300hp, Mer-Alpha)  
Ocean-X (Volvo)  
Seacore (Merc)  
Tow Mode (Volvo EVC)

### **Exterior**

Arch Elec, Alum. Folding w/Bimini  
Arch, Alum, Folding w/Bimini  
COBALT Oval Logo, Recessed  
Docking Lights-Stainless Steel  
Fender Clips w/Line (4)  
Flagpole w/Flag  
Sof-Trac Marine Mat, Swim Platform  
Transhield Shipping Cover  
Transom Tilt Switch  
Underwater Lighting

Wakeboard Racks, Elite (Alum)  
Wakeboard Racks, Triton

### **Interior**

Aft Walk-Thru Filler Cushions  
Aft Walk-Thru Gate  
Air Compressor w/Holder  
Bow Center Cushion Insert  
Dinette Table w/cockpit receptacle  
Floor Covering, Sea Grass  
LED Interior Accent Lighting (RGB)  
Remote Courtesy Lights w/key fob  
Sof-Trac Marine Mat, Cockpit  
Throw Pillows, Weighted (10)  
Throw Pillows, Weighted (4)

### **Stereo**

Prem Sound w/Transom  
& Arch Spkrs-1 pr.  
Prem Sound w/Transom Spkrs.  
Satellite Radio System  
Stereo Remote, Transom (Std. Sound)

### **Structure, Safety, & Performance**

Battery Maintainer/Charger, 110v  
Battery Maintainer/Charger, 220v  
Battery Switch, Dual w/ACR  
CE Requirements w/Auto Fire Extinguisher  
Cruise Control-Smart Tow (Merc DTS)  
Cruise Control-Zero Off (Vol)  
Drivers Rearview Mirror (W/S Mount)  
Fire Extinguisher, Automatic System  
Tool Kit



## What prove to be, in memory, the adventures of a lifetime.

Who can say when first you heard? The multicolored minute when the open water spoke, and the dream began. Try now. To this day, can you report the moment? Can you reach back and listen again to that faint call, a sun-flecked whisper -- relentless as a mother's summons -- coming from just beyond the farthest thing a kid could ever hope to see.

At Cobalt, we build boats that answer the call. It is a relationship like no other – owners and their boats. It is that first grip at the helm that releases a sense of assurance down the spine. At that very moment...a promise is made. With each ride, with each cruise comes conversation, laughter and pure enjoyment afloat. At that very moment, a bond is formed on trust, but not just that, a type of trust that feels like family. And with that trust arises a certain lifestyle, an opportunity for families to come together and enjoy what life is truly about. It is a type of confidence that only a Cobalt can instill in its owner.

Our Cobalt family believes we have a unique opportunity to enrich life, to help create life-long memories, to arouse a passion for the boating lifestyle. We vow to work tirelessly, creating the most innovative, well-engineered, and best performing boats imaginable. We vow to let our work be consumed by every little detail, every aspect of fit and finish.

This classic tradition will continue in our daily pursuit to build not just boats, but deep personal possessions. We will continue on with our philosophy of compromising absolutely nothing, especially when it comes to constructing piece by piece a watercraft that will create memories of a lifetime.

We are excited to share Cobalt's passions and why we do what we do for our customers everyday. You drive us to perform everyday. Thank you and welcome to the family.



# Customer Inspired Innovation


## Swim Platform Functionality

Cobalt's swim platforms are large, welcoming and safe, suspended just above the waterline for easy use in all water-borne activities. Oversized, polished stainless steel tubing wraps every platform to protect the boat when docking. Cobalt's exclusive and patented swim step requires only two easy flips: down to use, back to stow. The swim step makes boarding your Cobalt a breeze, and provides a perfectly cool resting area. Illuminate the platform above or below the waterline with option choices to suit your desires.

## Industry Firsts and Real-World

Across five decades, Cobalt brought innovative functionality to the marketplace. Across five decades, other marine manufacturers have seen fit to copy the thoughtful design that has always defined our boats. Again this year, we will show an entire industry exactly the way to go.

- ☉ A Cobalt first: the integrated bow eye with a scuff plate for protection from trailer marks
- ☉ Cobalt was the first stern drive builder to feature the walk-thru transom, today, all our models are equipped with either a single or dual aft passageway for easy boarding
- ☉ Stainless-steel adjustable poles to secure and tighten bimini tops with our innovative built-in turnbuckle -- no fabric straps here
- ☉ Quick-release fender clips utilize stainless steel sockets for perfect placement and convenient deployment
- ☉ Cushioned storage lids with double-knuckled hinges to hold the lids open for easy access to the compartment below
- ☉ Our often-imitated, never-duplicated flip-lip seat bolster – the captain sits high and comfortable, enjoying the full thrill of the ride
- ☉ A safer latch for the windshield walk-thru, holding the door securely open – yet another Cobalt first
- ☉ Perhaps the most imitated component of performance in the boating industry, Cobalt's extended running surface for quicker planing, firm and true turns, minimized bow rise, and greater lift at the stern





# Finely Detailed Interiors

The technical word is “interface,” those sensory exchanges between boat and owner, those points of contact so fundamental to the enjoyment of a day on the water, so critical to the determination of a boat’s long-term value. Glance at any cockpit and witness the full effect of a Cobalt interior – straight, smooth, uniform, and very, very good looking. Better yet, cruise a Cobalt at first opportunity for some meaningful, memorable interfacing of your own.

Start at the helm, where strength meets stylish strength. Rock-solid fiberglass substructure rides beneath upholstered good looks, as optional Ebony Macassar trim adorns the helm’s metal panels. The instrumentation and its mountings borrow from aircraft and jewelry designers alike. Stainless steel switch mechanisms are firm, sure, and sturdy.

Cobalt upholstery involves the fingers. Butter-soft and bull-strong, as tactile as they’re easy on the eye, always double-fastened with both adhesives and staples, and stitched with meticulous precision. Underfoot, the carpet or optional Seagrass flooring is snap-down/snap-out, rubber-backed, backed again with skid resistant no-flex composite flooring under all, and heavy. Heavy far beyond any marine standard.



- ☞ Cobalt Glass Cockpit with Touch Screen Displays
- ☞ Precision-sewn interior details
- ☞ Double-needle stitching
- ☞ Seats that convert to a sun lounge
- ☞ Deep bow and cockpit seating
- ☞ The warmth and feel of premium materials
- ☞ A hand-crafted helm with detailed double-stitching
- ☞ Ebony Macassar trim
- ☞ Aircraft-inspired stainless switches
- ☞ Honeycomb composite core integrated in flooring – optimized strength-to-weight ratio, with improved sound and vibration dampening




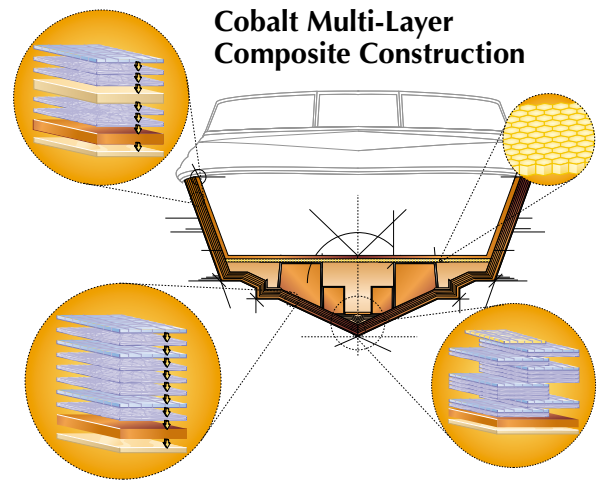
# Exceptional Methods of Construction

At Cobalt the hull means hand-work, with every layer rolled a by craftspeople who believe that yet one more careful pass just can't hurt. And so the layers accumulate, eight altogether on the hull bottom and a full sixteen at the keel. Reinforced with Kevlar® and then strengthened again with Spraycore®, the hull's structure hardens into the critical component of the legendary Cobalt ride

The quality of the mold equals the quality of the finish, and so hand-waxing follows after every other part. Old finishes are reworked after every ten parts. No power buffers are allowed, and therefore no unsightly marks or patterns are left behind. And because time in the mold ensures integrity, flexible strength, and year-to-year dependability, the long hours spent in the mold matter even more. Every Cobalt hull cures and cures a while longer – well beyond normal industry standards.

Cobalt longevity is obvious, some of the reasons why less so. Invisible composites, hyperlight and hyperstrong, compose every Cobalt transom. No wood there, not in that all-important forcefield. No wood either in the polypropylene structural honeycomb of the floor. Nor in the all-fiberglass stringers where a methacrylate bonding compound adds lifelong permanence. No wood in the water-impervious roto-cast seat bases.

- ☞ Z-Thane™ strengthening, protective barrier coat in the hull – A Cobalt exclusive
- ☞ Completely hand-laid hulls, reinforced with Kevlar™
- ☞ Composite construction on all structural components
- ☞ Cushioned lids with knuckled hinges for easy, open access to storage compartments large and larger still
- ☞ Exceptional hardware, largely stainless, over-sized, over-strong
- ☞ Graphics deep and strong in the gelcoat
- ☞ Integrated bow eye with a scuffplate for added protection
- ☞ Hand-lamination, up to 16 alternating layers of fiberglass mat and woven roving





# Cobalt Transferable Warranty



## Ten Year Structural Warranty

---

**Hull & Deck Structure:** Hull/deck joints, bulkheads, floor, transom, stringers, motor mounts

**Transferable:** Fully transferable

## Five Year Bow to Stern Component Warranty

---

**Components:** All components manufactured or purchased (excluding hull and deck structural components)

**Canvas:** All canvas

**Upholstery:** All upholstery

**Transferable:** Fully transferable

## Three Year Gelcoat Finish Warranty

---

**Transferable:** Fully transferable

## \*Service Assist - up to \$100 per claim

---

**On-Water Towing:** Applicable to Cobalt 5 year Bow to Stern Component Warranty or Engine Manufacturer Warranty

**Hoist/Lift Out:** Applicable to Cobalt 5 year Bow to Stern Component Warranty or Engine Manufacturer Warranty

**Haul-Out:** Applicable to Cobalt 5 year Bow to Stern Component Warranty or Engine Manufacturer Warranty

**Dockside Repair Call:** Applicable to Cobalt 5 year Bow to Stern Component Warranty or Engine Manufacturer Warranty

## Engine Warranty – Manufacturer Direct

---

**Volvo Penta Stern Drive:** 2 + 3 Factory Protection Program – North America only (outside North America 2 Year Warranty)

**MerCruiser Stern Drive:** Five (5) Year Power of Protection Warranty - US and Canada only (International Coverage is regional)

**Volvo Penta Diesel:** Two (2) Year Warranty

**Mercury Outboard:** Three (3) Year Warranty

**Yamaha Outboard:** Three (3) Year Warranty

See written warranties and service agreement for specific coverages.  
\*Documentation will be required in order to receive the Service Assist benefit.

# Color Selections

Actual colors may vary due to the limitations of the digital process and the viewing device calibration. Consult your Cobalt dealer as equipment and specifications are subject to change without notice.

## Cockpit Interior Selections

**SADDLE INTERIOR** (with standard carpet)



**SEAGRASS**  
(carpet option)



**TERRA BROWN INTERIOR** (with standard carpet)



**SEAGRASS**  
(carpet option)



**GENEVA INTERIOR** (with standard carpet)



**SEAGRASS**  
(carpet option)




**TAHOE GREY INTERIOR** (with standard carpet)



**SEAGRASS**  
(carpet option)



**TITANIUM INTERIOR** (with standard carpet)



**SEAGRASS**  
(carpet option)



## Exterior Colors and Graphic Styles

Design Your Dream - Online model specific configurator at [www.CobaltBoats.com](http://www.CobaltBoats.com)



### 3 COLOR CUSTOM GRAPHICS

White base gelcoat with any primary hull color plus an accent.



### 3 COLOR CUSTOM WITH EDGE GRAPHICS

White base with any side hull color plus boot stripe and edge arc accent. R models only.



### CLASSIC GRAPHICS

White base gelcoat with one primary hull color.




### CLASSIC WITH EDGE GRAPHICS

White base with any side hull color plus edge arc accent. R models only.



### SPORT GRAPHICS

White hull with a single accent stripe.




### SPORT WITH EDGE GRAPHICS

White base with boot stripe and edge arc accent. R models only.



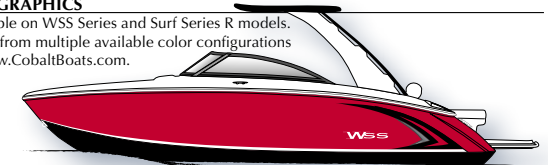
### FULL COLOR HULL BOTTOM

Primary hull color fully to the keel. Not available on A-Series or models 30' and larger.




### WSS GRAPHICS

Available on WSS Series and Surf Series R models. Select from multiple available color configurations at [www.CobaltBoats.com](http://www.CobaltBoats.com).




### ALL WHITE

White hull and deck.



### LINX GRAPHICS

Available on Surf Series R models. Select from multiple available color configurations at [www.CobaltBoats.com](http://www.CobaltBoats.com).



# Stereo System Packages

## Standard Sound

- Rockford Fosgate Hide-Away Unit
- Rockford Remote at Helm (Transom Remote Optional)
- JL Speakers, 1pr Bow, 2pr Cockpit (1pr Hardtop Speakers, if equipped)

## Premium Sound

- Rockford Fosgate Hide-Away Unit
- Rockford Remote at Helm and Transom
- Rockford Amplifiers – Up to 1,400 Watts
- JL Speakers, 1pr Bow, 2pr Cockpit, 1pr Transom\*, Kicker Tweeters where equipped (1pr Hardtop Speakers, if equipped)
- JL Subwoofer – 1ea
- Optional 8" JL Tower Speakers & Amp, 1pr – 400 Watts
- Optional 8" JL Tower Speakers & Amp, 2pr – 800 Watts

## Platinum Sound

- Rockford Fosgate Hide-Away Unit
- Rockford Remote at Helm and Transom
- Roswell Amplifiers – Up to 2,200 Watts
- Roswell R1 Speakers, 1pr Bow, 2pr Cockpit, 1pr Transom\*, Kicker Tweeters where equipped (1pr Hardtop Speakers, if equipped)
- Roswell R1 Subwoofers – 2ea Most Models
- Speakers are RGB Light Ready

## Platinum Sound w/Tower Speakers

- Rockford Fosgate Hide-Away Unit
- Rockford Remote at Helm and Transom
- Roswell Amplifiers – Up to 2,800 Watts
- Roswell R1 Speakers, 1pr Bow, 2pr Cockpit, 1pr Transom\*, Kicker Tweeters where equipped. (1pr Hardtop Speakers, if equipped)
- Roswell R1 Subwoofers – 2ea Most Models
- Roswell R1 8" Tower Speakers, 2pr – RGB Light Ready

# Tops and Covers

Color-matched and custom-tailored, Cobalt bimini tops, enclosures and tonneau covers are made of a premium acrylic marine canvas. This material is extremely strong and fade-resistant, with superior water resistance. Yet it breathes, resisting rot and mildew.

Bimini tops setup rock solid with Cobalt's easily adjustable stainless steel turn-buckle supports. Rigidity simply not found with the use of fabric straps.

The Premium Bimini Top with Easy-Fold stanchions (below) make storing or trailing your boat with the top in a lower position a simple one-person operation.



Bow & Cockpit Tonneau Covers



Mooring Cover



Premium Bimini Top



Full Canvas Enclosure (shown on A40)



Arch Hard Top



Arch Hard Top with extending shade



R Models Surf and WSS Arch Bimini Top



Surf & WSS Folding Arch Bimini Top