



A28

COBALT BOATS

A SERIES

COBALT **A28**

**A ride approaching perfection.
Now boarding the A28.**

Her profile immediately catches your eye. Her elegant lines and jaw dropping aesthetics can turn even the most discriminating heads. Her inverse hull, whose complexity only yacht makers have seen fit to attempt, creates the sweep of a profile that can come only from Cobalt craftsmanship. Special to the A Series is the hydraulic swim platform which lowers 24" below the water's surface. Perfect for dipping a toe in the cool water, or functioning as a step stool for those eager kiddos jumping aboard.

The A28 interior will wow, as a soft aura of luxury surrounds you and your guests. Buttery smooth vinyls, rich textures, stainless steel accents all marry together to create this one of a kind model. The bow is broader in the beam, roomy and then some, with immediately reconfigurable seating. More practicality here too, in the added head compartment and yet more storage.

In the quantum leaps in technology, among all its genuinely new features, the A28 shows forth hour upon skilled man-hour of refined Cobalt craftsmanship – in the upholstery, at the helm, in the rubbed perfection of the gelcoat – and the payoff comes in years of reliable, worry-free enjoyment.

Now that's worth turning some heads.





A28





COBALT A 28



SPECIFICATIONS

Length Overall w/ Swim Platform	28' 6"	8.68 m
Beam	8' 6"	2.59 m
Interior Cockpit Width	88 1/2"	2.25 m
Deadrise at Transom	21°	21°
Fuel Capacity	94 gal.	341 L
Freshwater Capacity	10 gal.	356 L
Bridge Clearance w/o Bimini	4' 11"	1.50 m
Bridge Clearance w/Arch or Tower	8' 2"	2.49 m
Draft Drive Up	30"	.76 m
Draft Drive Down	39"	.99 m
Dry Weight	5,460 lbs.	2,477 kg
Boat Certified Capacity	Yacht Certified	
Boat Certified Capacity w/gear	Yacht Certified	

VOLVO PENTA STERNDRIVE POWER

V8-350CE-G DP EVC	350 hp	261 Pkw
V8-380CE DP EVC	380 hp	283 Pkw
V8-430CE DP EVC	430	
hp	321 PkW\	

MERCURISER STERNDRIVE POWER

6.2 L MPI ECT-350 B3 DTS	350 hp	261 Pkw
8.2 Mag ECT B3X DTS	380 hp	283 Pkw
8.2 Mag HO ECT B3X DTS	430 hp	321 Pkw



STANDARD EQUIPMENT

Dash and Instrumentation

Accessory Power Plug - 12 Volt
 Aluminum Dash Panels
 Compass (digital)
 Composite Helm Eyebrow,
 Custom Stitching
 Depth & Water/Air Temp Gauge Pkg.
 Glass Cockpit, Dual Garmin 7607
 Gloss Black Dash Console
 Hour Meter
 Makassar Dash/Interior Trim Pkg.
 Premium Black Leather/
 SS Steering Wheel
 Stainless Steel Switches

Engine Options

DDTS (Merc)

Exterior

Anchor Locker
 Bow Scuff Plate, Stainless Steel
 Extended Running Surface
 Fender Clips w/Line (4)
 Fender Storage Locker, Stbd.
 Graphics, Molded-In Gelcoat
 Midship Cleats
 Motorbox Actuator
 Ski Pylon - Stainless Steel
 SS Tubular Platform Perimeter Rail
 Stainless Steel Hull Accents
 Stainless Top Trim Windshield
 Swim Platform, Extended w/Ladder
 Wakeboard Racks, Elite (Alum)

Interior

Aft Sunpad Backrest SS Accent Rails
 Aft Sunpad w/Walk-Thru Transom
 Aft Walk-Thru Carpet
 Bench Seat Storage, cockpit/bow
 Bow Filler Cushions, Port & Stbd.
 Bow Walk-Thru Doors
 Carpet, 40 oz., Snap-In w/Neoprene Back
 Dinette Table, Cockpit
 Galley, Cockpit w/Sink
 Head w/Porta-Potti
 Helm Seat, Flip Up/Swiveling
 Passenger Seat Flip Backrest System
 Removable Bow & Cockpit Carpet
 Seating Varadense Comfort
 Sink Console (head compartment)
 Sundeck Convertible Lounger
 Trash Receptacle, Cockpit

Stereo

Custom Acoustic Speaker Covers
 iPod/USB/MP3 Port
 Sound System, Bluetooth, w/6 Spkrs.
 Stereo Remote, Dash
 Stereo Remote, Transom (Prem. Sound)

Structure, Safety, & Performance

10/5/3 Year Warranty Protection
 Battery Switch, Single
 Circuit Breaker Protected Elec System
 Composite Floor
 Composite Transom
 Fiberglass Cockpit Liner
 Fiberglass Stringer System
 Fire Extinguisher, Manual
 Ignition Safety Switch
 Kevlar Reinforced Hull
 Stainless Steel Windshield Braces
 Through Prop Exhaust

OPTIONAL EQUIPMENT

Canvas

Bimini, Premium
 Bimini, Premium Easy-Fold
 Bow Tonneau Cover
 Cockpit Tonneau Cover
 Mooring Cover

Dash and Instrumentation

Rudder Indicator, Merc
 Rudder Indicator, Volvo
 XM Weather

Engine Options

Active Trim, Merc (requires DTS)
 Ocean-X (Volvo)
 Seacore (Merc)
 Tow Mode (Volvo EVC)

Exterior

Arch, Alum, Folding w/Bimini
 Arch, Elec Folding w/Bimini
 Arch, Elec Folding w/Rotating Sunshade
 Arch, Folding w/Rotating Sunshade
 Arch, SS w/Hard Top & Retract Shade
 Arch, Stainless Steel w/Bimini
 Color Accented Hard Top Headliner
 Docking Lights-Stainless Steel
 Flagpole w/Flag
 Sof-Trac Mat, Swim Platform
 Swim Platform - Hydraulic w/Ladder
 Swim Platform Transom Lighting
 Transhield Shipping Cover

Transom Shower
 Transom Tilt Switch
 Umbrella w/Receiver (ski pylon mounted)
 Underwater Lighting
 Wakeboard Racks, Triton)

Interior

Aft Walk-Thru Gate
 Air Compressor w/Holder
 Bow Center Cushion Insert
 Dinette Table, Bow & Cockpit Receptacle
 Dinette Table, Bow,CP&
 Sunpad Receptacle
 Floor Covering, Sea Grass
 Grey Water System
 Head w/Electric Porcelain Toilet
 Head w/Electric Porcelain, Macerator
 Head w/Pump Out Porta Potti
 Head w/Pump Out Porta
 Potti w/Macerator
 LED Interior Accent Lighting (RGB)
 Refrigerator (cockpit)
 Remote Courtesy Lights w/key fob
 Sof-Trac Marine Mat, Cockpit
 Stainless Steel Foot Tread (helm)
 Throw Pillows, Weighted (10)
 Throw Pillows, Weighted (4)

Stereo

Plat Sound w/Transom & Arch Spkrs-2 pr.
 Plat Sound w/Transom Spkrs.
 Prem Sound w/Transom
 & Arch Spkrs-1 pr.
 Prem Sound w/Transom Spkrs.
 Satellite Radio System
 Stereo Remote, Transom (Std. Sound)

Structure, Safety, & Performance

Battery Maintainer/Charger, 110v
 Battery Maintainer/Charger, 220v
 Battery Switch, Dual w/ACR
 Captain's Call Exhaust
 Captain's Call Plus (w/Mufflers)
 CE Requirements w/Automatic
 Fire Extinguisher
 Cruise Control-Smart Tow (Merc DTS)
 Cruise Control-Zero Off (Vol EVC)
 Drivers Rearview Mirror (W/S Mount)
 Fire Extinguisher, Automatic System
 Tool Kit
 Trim Tabs w/Indicators
 Windlass, All Chain w/Anchor



What prove to be, in memory, the adventures of a lifetime.

Who can say when first you heard? The multicolored minute when the open water spoke, and the dream began. Try now. To this day, can you report the moment? Can you reach back and listen again to that faint call, a sun-flecked whisper -- relentless as a mother's summons -- coming from just beyond the farthest thing a kid could ever hope to see.

At Cobalt, we build boats that answer the call. It is a relationship like no other – owners and their boats. It is that first grip at the helm that releases a sense of assurance down the spine. At that very moment...a promise is made. With each ride, with each cruise comes conversation, laughter and pure enjoyment afloat. At that very moment, a bond is formed on trust, but not just that, a type of trust that feels like family. And with that trust arises a certain lifestyle, an opportunity for families to come together and enjoy what life is truly about. It is a type of confidence that only a Cobalt can instill in its owner.

Our Cobalt family believes we have a unique opportunity to enrich life, to help create life-long memories, to arouse a passion for the boating lifestyle. We vow to work tirelessly, creating the most innovative, well-engineered, and best performing boats imaginable. We vow to let our work be consumed by every little detail, every aspect of fit and finish.

This classic tradition will continue in our daily pursuit to build not just boats, but deep personal possessions. We will continue on with our philosophy of compromising absolutely nothing, especially when it comes to constructing piece by piece a watercraft that will create memories of a lifetime.

We are excited to share Cobalt's passions and why we do what we do for our customers everyday. You drive us to perform everyday. Thank you and welcome to the family.



Customer Inspired Innovation


Swim Platform Functionality

Cobalt's swim platforms are large, welcoming and safe, suspended just above the waterline for easy use in all water-borne activities. Oversized, polished stainless steel tubing wraps every platform to protect the boat when docking. Cobalt's exclusive and patented swim step requires only two easy flips: down to use, back to stow. The swim step makes boarding your Cobalt a breeze, and provides a perfectly cool resting area. Illuminate the platform above or below the waterline with option choices to suit your desires.

Industry Firsts and Real-World

Across five decades, Cobalt brought innovative functionality to the marketplace. Across five decades, other marine manufacturers have seen fit to copy the thoughtful design that has always defined our boats. Again this year, we will show an entire industry exactly the way to go.

- ☞ A Cobalt first: the integrated bow eye with a scuff plate for protection from trailer marks
- ☞ Cobalt was the first stern drive builder to feature the walk-thru transom, today, all our models are equipped with either a single or dual aft passageway for easy boarding
- ☞ Stainless-steel adjustable poles to secure and tighten bimini tops with our innovative built-in turnbuckle -- no fabric straps here
- ☞ Quick-release fender clips utilize stainless steel sockets for perfect placement and convenient deployment
- ☞ Cushioned storage lids with double-knuckled hinges to hold the lids open for easy access to the compartment below
- ☞ Our often-imitated, never-duplicated flip-lip seat bolster – the captain sits high and comfortable, enjoying the full thrill of the ride
- ☞ A safer latch for the windshield walk-thru, holding the door securely open – yet another Cobalt first
- ☞ Perhaps the most imitated component of performance in the boating industry, Cobalt's extended running surface for quicker planing, firm and true turns, minimized bow rise, and greater lift at the stern



Finely Detailed Interiors

The technical word is “interface,” those sensory exchanges between boat and owner, those points of contact so fundamental to the enjoyment of a day on the water, so critical to the determination of a boat’s long-term value. Glance at any cockpit and witness the full effect of a Cobalt interior – straight, smooth, uniform, and very, very good looking. Better yet, cruise a Cobalt at first opportunity for some meaningful, memorable interfacing of your own.

Start at the helm, where strength meets stylish strength. Rock-solid fiberglass substructure rides beneath upholstered good looks, as optional Ebony Macassar trim adorns the helm’s metal panels. The instrumentation and its mountings borrow from aircraft and jewelry designers alike. Stainless steel switch mechanisms are firm, sure, and sturdy.

Cobalt upholstery involves the fingers. Butter-soft and bull-strong, as tactile as they’re easy on the eye, always double-fastened with both adhesives and staples, and stitched with meticulous precision. Underfoot, the carpet or optional Seagrass flooring is snap-down/snap-out, rubber-backed, backed again with skid resistant no-flex composite flooring under all, and heavy. Heavy far beyond any marine standard.



- ☞ Cobalt Glass Cockpit with Touch Screen Displays
- ☞ Precision-sewn interior details
- ☞ Double-needle stitching
- ☞ Seats that convert to a sun lounge
- ☞ Deep bow and cockpit seating
- ☞ The warmth and feel of premium materials
- ☞ A hand-crafted helm with detailed double-stitching
- ☞ Ebony Macassar trim
- ☞ Aircraft-inspired stainless switches
- ☞ Honeycomb composite core integrated in flooring – optimized strength-to-weight ratio, with improved sound and vibration dampening



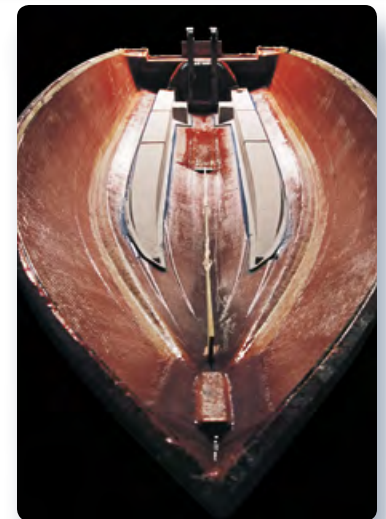
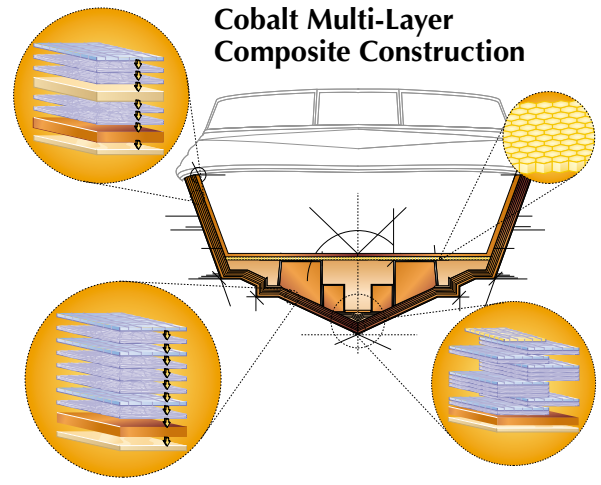
Exceptional Methods of Construction

At Cobalt the hull means hand-work, with every layer rolled a by craftspeople who believe that yet one more careful pass just can't hurt. And so the layers accumulate, eight altogether on the hull bottom and a full sixteen at the keel. Reinforced with Kevlar® and then strengthened again with Spraycore®, the hull's structure hardens into the critical component of the legendary Cobalt ride

The quality of the mold equals the quality of the finish, and so hand-waxing follows after every other part. Old finishes are reworked after every ten parts. No power buffers are allowed, and therefore no unsightly marks or patterns are left behind. And because time in the mold ensures integrity, flexible strength, and year-to-year dependability, the long hours spent in the mold matter even more. Every Cobalt hull cures and cures a while longer – well beyond normal industry standards.

Cobalt longevity is obvious, some of the reasons why less so. Invisible composites, hyperlight and hyperstrong, compose every Cobalt transom. No wood there, not in that all-important forcefield. No wood either in the polypropylene structural honeycomb of the floor. Nor in the all-fiberglass stringers where a methacrylate bonding compound adds lifelong permanence. No wood in the water-impervious roto-cast seat bases.

- ☞ Z-Thane™ strengthening, protective barrier coat in the hull – A Cobalt exclusive
- ☞ Completely hand-laid hulls, reinforced with Kevlar™
- ☞ Composite construction on all structural components
- ☞ Cushioned lids with knuckled hinges for easy, open access to storage compartments large and larger still
- ☞ Exceptional hardware, largely stainless, over-sized, over-strong
- ☞ Graphics deep and strong in the gelcoat
- ☞ Integrated bow eye with a scuffplate for added protection
- ☞ Hand-lamination, up to 16 alternating layers of fiberglass mat and woven roving





Cobalt Transferable Warranty



Ten Year Structural Warranty

Hull & Deck Structure: Hull/deck joints, bulkheads, floor, transom, stringers, motor mounts

Transferable: Fully transferable

Five Year Bow to Stern Component Warranty

Components: All components manufactured or purchased (excluding hull and deck structural components)

Canvas: All canvas

Upholstery: All upholstery

Transferable: Fully transferable

Three Year Gelcoat Finish Warranty

Transferable: Fully transferable

*Service Assist - up to \$100 per claim

On-Water Towing: Applicable to Cobalt 5 year Bow to Stern Component Warranty or Engine Manufacturer Warranty

Hoist/Lift Out: Applicable to Cobalt 5 year Bow to Stern Component Warranty or Engine Manufacturer Warranty

Haul-Out: Applicable to Cobalt 5 year Bow to Stern Component Warranty or Engine Manufacturer Warranty

Dockside Repair Call: Applicable to Cobalt 5 year Bow to Stern Component Warranty or Engine Manufacturer Warranty

Engine Warranty – Manufacturer Direct

Volvo Penta Stern Drive: 2 + 3 Factory Protection Program – North America only (outside North America 2 Year Warranty)

MerCruiser Stern Drive: Five (5) Year Power of Protection Warranty - US and Canada only (International Coverage is regional)

Volvo Penta Diesel: Two (2) Year Warranty

Mercury Outboard: Three (3) Year Warranty

Yamaha Outboard: Three (3) Year Warranty

See written warranties and service agreement for specific coverages.
*Documentation will be required in order to receive the Service Assist benefit.

Color Selections

Actual colors may vary due to the limitations of the digital process and the viewing device calibration. Consult your Cobalt dealer as equipment and specifications are subject to change without notice.

Cockpit Interior Selections

SADDLE INTERIOR (with standard carpet)



SEAGRASS
(carpet option)



TERRA BROWN INTERIOR (with standard carpet)



SEAGRASS
(carpet option)



GENEVA INTERIOR (with standard carpet)



SEAGRASS
(carpet option)




TAHOE GREY INTERIOR (with standard carpet)



SEAGRASS
(carpet option)



TITANIUM INTERIOR (with standard carpet)



SEAGRASS
(carpet option)



Exterior Colors and Graphic Styles

Design Your Dream - Online model specific configurator at www.CobaltBoats.com



3 COLOR CUSTOM GRAPHICS

White base gelcoat with any primary hull color plus an accent.



3 COLOR CUSTOM WITH EDGE GRAPHICS

White base with any side hull color plus boot stripe and edge arc accent. R models only.



CLASSIC GRAPHICS

White base gelcoat with one primary hull color.




CLASSIC WITH EDGE GRAPHICS

White base with any side hull color plus edge arc accent. R models only.



SPORT GRAPHICS

White hull with a single accent stripe.




SPORT WITH EDGE GRAPHICS

White base with boot stripe and edge arc accent. R models only.



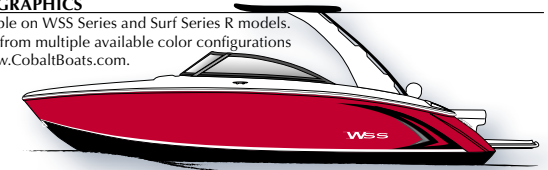
FULL COLOR HULL BOTTOM

Primary hull color fully to the keel. Not available on A-Series or models 30' and larger.



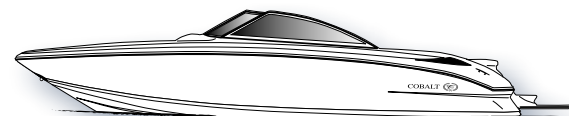
WSS GRAPHICS

Available on WSS Series and Surf Series R models. Select from multiple available color configurations at www.CobaltBoats.com.




ALL WHITE

White hull and deck.



LINX GRAPHICS

Available on Surf Series R models. Select from multiple available color configurations at www.CobaltBoats.com.



Stereo System Packages

Standard Sound

- Rockford Fosgate Hide-Away Unit
- Rockford Remote at Helm (Transom Remote Optional)
- JL Speakers, 1pr Bow, 2pr Cockpit (1pr Hardtop Speakers, if equipped)

Premium Sound

- Rockford Fosgate Hide-Away Unit
- Rockford Remote at Helm and Transom
- Rockford Amplifiers – Up to 1,400 Watts
- JL Speakers, 1pr Bow, 2pr Cockpit, 1pr Transom*, Kicker Tweeters where equipped (1pr Hardtop Speakers, if equipped)
- JL Subwoofer – 1ea
- Optional 8" JL Tower Speakers & Amp, 1pr – 400 Watts
- Optional 8" JL Tower Speakers & Amp, 2pr – 800 Watts

Platinum Sound

- Rockford Fosgate Hide-Away Unit
- Rockford Remote at Helm and Transom
- Roswell Amplifiers – Up to 2,200 Watts
- Roswell R1 Speakers, 1pr Bow, 2pr Cockpit, 1pr Transom*, Kicker Tweeters where equipped (1pr Hardtop Speakers, if equipped)
- Roswell R1 Subwoofers – 2ea Most Models
- Speakers are RGB Light Ready

Platinum Sound w/Tower Speakers

- Rockford Fosgate Hide-Away Unit
- Rockford Remote at Helm and Transom
- Roswell Amplifiers – Up to 2,800 Watts
- Roswell R1 Speakers, 1pr Bow, 2pr Cockpit, 1pr Transom*, Kicker Tweeters where equipped. (1pr Hardtop Speakers, if equipped)
- Roswell R1 Subwoofers – 2ea Most Models
- Roswell R1 8" Tower Speakers, 2pr – RGB Light Ready

Tops and Covers

Color-matched and custom-tailored, Cobalt bimini tops, enclosures and tonneau covers are made of a premium acrylic marine canvas. This material is extremely strong and fade-resistant, with superior water resistance. Yet it breathes, resisting rot and mildew.

Bimini tops setup rock solid with Cobalt's easily adjustable stainless steel turn-buckle supports. Rigidity simply not found with the use of fabric straps.

The Premium Bimini Top with Easy-Fold stanchions (below) make storing or trailing your boat with the top in a lower position a simple one-person operation.



Bow & Cockpit Tonneau Covers



Mooring Cover



Premium Bimini Top



Full Canvas Enclosure (shown on A40)



Arch Hard Top



Arch Hard Top with extending shade



R Models Surf and WSS Arch Bimini Top



Surf & WSS Folding Arch Bimini Top