



**A40** Coupe

COBALT BOATS

**A**SERIES

# COBALT *A40* Coupe

## It just keeps getting better, the *A40* Coupe.

The A40 Coupe, the grand performance day boat that features unmatched elegance, luxury and class. Stemming from the same foundational roots as her sister, the A40 Hard-Top, the Coupe version features a sleek windshield and integrated top design. The 12' beam provides ample roominess for the entire crew and their gear. Bring it on board and you will find the perfect nesting place for each and every item necessary for big-day boating. The Coupe features impeccable exterior lines accenting the fiberglass coupe top and navigation equipment shelf, a convenient sliding sunroof, and an available retractable shade integrated seamlessly into the design. The A40 Coupe provides Cobalt customers the freedom of choice when it comes to the style of day boating they prefer: the open air feel of the hard-top or the comfortable convertibility of the coupe. The beauty is, the choice is always yours.



A40 Coupe









COBALT A40 coupe





## COBALT A40 coupe



### SPECIFICATIONS

Length Overall w/ Swim Platform	39' 6"	12.04 m
Beam	12' 0"	3.66 m
Interior Cockpit Width	10' 3"	3.12 m
Deadrise at Transom	20	20
Fuel Capacity - Gasoline	225 gal.	852 L
Fuel Capacity - Diesel	248 gal.	939 L
Freshwater Capacity	50 gal	189 L
Holding Tank Capacity	28 gal.	106 L
Bridge Clearance	13'9"	4.19 m
Draft Drive Up	33"	.84 m
Draft Drive Down	48"	1.22 m
Dry Weight	19,926 lbs.	9,038 kg
Boat Certified Capacity	Yacht Certified	
Boat Certified Capacity w/gear	Yacht Certified	

### VOLVO PENTA STERNDRIVE POWER

Twin Diesel D6 400	400 hp	298 PkW
--------------------	--------	---------

# COBALT A40 coupe



## STANDARD EQUIPMENT

### Dash and Instrumentation

Compass, Digital  
Depth & Water/Air Temp Pkg.  
Glass Cockpit, Volvo  
Illuminated Stainless Steel Switches  
Premium Black Leather/  
SS Steering Wheel  
Remote Helm Battery Switches  
Windshield Wiper, Stbd.

### Engine Options

Active Corrosion Protection-Volvo Diesel  
EVC w/PTA & Cruise (Volvo)  
Trip Computer (Volvo EVC)

### Exterior

Aft Walk-Thru Gates  
Bow Rails, Stainless Steel, 10"  
Fender Clips w/Line (6)  
Foredeck Sunpads w/  
Integrated Lounge Position  
Frameless Walk-Thru Windshield  
Galley w/Sink & Refrigerator, Cockpit  
Motorbox Actuator, Electric  
Oversized Deck Hatch  
Snap-In Carpet, Cockpit  
Stainless Steel Cupholders  
Teak Accent Package  
Transom Storage Lockers

### Interior

Air Conditioning/Heating, Cabin  
Cabin Skylights  
Cabinetry, Espresso, Matte Finish  
Dinette Table, Cabin  
Fiberglass Liner w/Sisal Floor Covering  
Galley w/Sink & Refrigerator  
Head w/Sink, Shower & VacuFlush Toilet  
LED Overhead Lighting, Cabin  
Microwave, 110v  
Mid-Berth Filler Cushion  
Panoramic Windows w/Opening Hatch  
Suspended Cabin Headliner  
V-Berth Filler Cushion

### Stereo

Cabin Entertainment  
Package, Main Cabin  
Custom Acoustic Speaker Covers

iPod/USB/MP3 Port  
Premium Sound System w/  
Transom Remote & Spkrs.  
Stereo Remote, Dash  
TV Antenna & Cable Hook-Up

### Structure, Safety, & Performance

10/5/3 Year Warranty Protection  
Battery Charger, 60 amp  
Circuit Breaker Protected Elec System  
CO Monitor (2)  
Composite Floor  
Composite Transom  
Fiberglass Cockpit Liner  
Fiberglass Stringer System  
Fire Extinguisher, Automatic  
System (generator)  
Fire Extinguisher, Automatic System-Dual  
Fire Extinguisher, Manual (2)  
Galvanic Protection  
Generator (Diesel) 6.0kW w/Sound Shield  
Ignition Safety Switch  
Kevlar Reinforced Hull  
Shorepower-110v, Dual 30 amp  
Stainless Steel Windshield Braces  
Tool Kit  
Trim Tabs, Electric w/Autoglide System  
Windlass, All Chain w/Anchor

## OPTIONAL EQUIPMENT

### Canvas

Electric Sureshade  
Full Canvas Enclosure Pkg.

### Dash and Instrumentation

Compass, Magnetic  
Radar, Garmin 24" HD Dome  
Radar, Garmin 24" HD Dome w/KVH  
Radar, Garmin 48" Open Array  
Radar, Garmin 48" Open Array w/KVH  
VHF Radio w/Antenna, Garmin  
Windshield Wiper, Port

### Engine Options

Autopilot (Volvo)  
Joystick Sterndrive (EVC)-Volvo

### Exterior

Barbeque Grill ,Cockpit  
Cleats, Port & Stbd. (add'l)

Coupe Top Vertical Legs, Black  
Coupe Top Vertical Legs, White  
Dinette Table, Cockpit  
Docking Lights  
Flagpole w/Flag  
Floor Covering, Sea Grass  
Fresh Water Washdown, Bow  
Ice Maker, Cockpit (in lieu  
of storage console)  
Refrigerator, Cockpit (in lieu  
of storage console)  
Spotlight, Remote  
Swim Platform w/Ladder, Hydraulic  
Transom Shower (Hot/Cold)  
Underwater Lighting

### Interior

Air Conditioning/Heat Self-Prime,Cabin  
Air Conditioning/Heat Self-Prime,Cockpit  
Air Conditioning/Heating, Cockpit  
Central Vacuum System  
Custom Wood Floor, Main Cabin  
Gray Water System  
LED Interior Accent Lighting (RGB)  
Remote Courtesy Lights w/key fob  
Throw Pillows, Weighted (10)  
Throw Pillows, Weighted (4)  
VacuFlush Toilet w/Macerator

### Stereo

Satellite Radio System  
Satellite TV  
Satellite Weather System  
TV, 12v w/HDMI Input, Mid Cabin  
TV, Cockpit Galley (removable)

### Structure, Safety, & Performance

CE Requirements  
Shorepower-220v, Dual 30 amp  
Windlass (std) w/Chain Counter





## What prove to be, in memory, the adventures of a lifetime.

Who can say when first you heard? The multicolored minute when the open water spoke, and the dream began. Try now. To this day, can you report the moment? Can you reach back and listen again to that faint call, a sun-flecked whisper -- relentless as a mother's summons -- coming from just beyond the farthest thing a kid could ever hope to see.

At Cobalt, we build boats that answer the call. It is a relationship like no other – owners and their boats. It is that first grip at the helm that releases a sense of assurance down the spine. At that very moment...a promise is made. With each ride, with each cruise comes conversation, laughter and pure enjoyment afloat. At that very moment, a bond is formed on trust, but not just that, a type of trust that feels like family. And with that trust arises a certain lifestyle, an opportunity for families to come together and enjoy what life is truly about. It is a type of confidence that only a Cobalt can instill in its owner.

Our Cobalt family believes we have a unique opportunity to enrich life, to help create life-long memories, to arouse a passion for the boating lifestyle. We vow to work tirelessly, creating the most innovative, well-engineered, and best performing boats imaginable. We vow to let our work be consumed by every little detail, every aspect of fit and finish.

This classic tradition will continue in our daily pursuit to build not just boats, but deep personal possessions. We will continue on with our philosophy of compromising absolutely nothing, especially when it comes to constructing piece by piece a watercraft that will create memories of a lifetime.

We are excited to share Cobalt's passions and why we do what we do for our customers everyday. You drive us to perform everyday. Thank you and welcome to the family.



# Customer Inspired Innovation


## Swim Platform Functionality

Cobalt's swim platforms are large, welcoming and safe, suspended just above the waterline for easy use in all water-borne activities. Oversized, polished stainless steel tubing wraps every platform to protect the boat when docking. Cobalt's exclusive and patented swim step requires only two easy flips: down to use, back to stow. The swim step makes boarding your Cobalt a breeze, and provides a perfectly cool resting area. Illuminate the platform above or below the waterline with option choices to suit your desires.

## Industry Firsts and Real-World

Across five decades, Cobalt brought innovative functionality to the marketplace. Across five decades, other marine manufacturers have seen fit to copy the thoughtful design that has always defined our boats. Again this year, we will show an entire industry exactly the way to go.

- ☞ A Cobalt first: the integrated bow eye with a scuff plate for protection from trailer marks
- ☞ Cobalt was the first stern drive builder to feature the walk-thru transom, today, all our models are equipped with either a single or dual aft passageway for easy boarding
- ☞ Stainless-steel adjustable poles to secure and tighten bimini tops with our innovative built-in turnbuckle -- no fabric straps here
- ☞ Quick-release fender clips utilize stainless steel sockets for perfect placement and convenient deployment
- ☞ Cushioned storage lids with double-knuckled hinges to hold the lids open for easy access to the compartment below
- ☞ Our often-imitated, never-duplicated flip-lip seat bolster – the captain sits high and comfortable, enjoying the full thrill of the ride
- ☞ A safer latch for the windshield walk-thru, holding the door securely open – yet another Cobalt first
- ☞ Perhaps the most imitated component of performance in the boating industry, Cobalt's extended running surface for quicker planing, firm and true turns, minimized bow rise, and greater lift at the stern



# Finely Detailed Interiors

The technical word is “interface,” those sensory exchanges between boat and owner, those points of contact so fundamental to the enjoyment of a day on the water, so critical to the determination of a boat’s long-term value. Glance at any cockpit and witness the full effect of a Cobalt interior – straight, smooth, uniform, and very, very good looking. Better yet, cruise a Cobalt at first opportunity for some meaningful, memorable interfacing of your own.

Start at the helm, where strength meets stylish strength. Rock-solid fiberglass substructure rides beneath upholstered good looks, as optional Ebony Macassar trim adorns the helm’s metal panels. The instrumentation and its mountings borrow from aircraft and jewelry designers alike. Stainless steel switch mechanisms are firm, sure, and sturdy.

Cobalt upholstery involves the fingers. Butter-soft and bull-strong, as tactile as they’re easy on the eye, always double-fastened with both adhesives and staples, and stitched with meticulous precision. Underfoot, the carpet or optional Seagrass flooring is snap-down/snap-out, rubber-backed, backed again with skid resistant no-flex composite flooring under all, and heavy. Heavy far beyond any marine standard.



- ☞ Cobalt Glass Cockpit with Touch Screen Displays
- ☞ Precision-sewn interior details
- ☞ Double-needle stitching
- ☞ Seats that convert to a sun lounge
- ☞ Deep bow and cockpit seating
- ☞ The warmth and feel of premium materials
- ☞ A hand-crafted helm with detailed double-stitching
- ☞ Ebony Macassar trim
- ☞ Aircraft-inspired stainless switches
- ☞ Honeycomb composite core integrated in flooring – optimized strength-to-weight ratio, with improved sound and vibration dampening





# Exceptional Methods of Construction


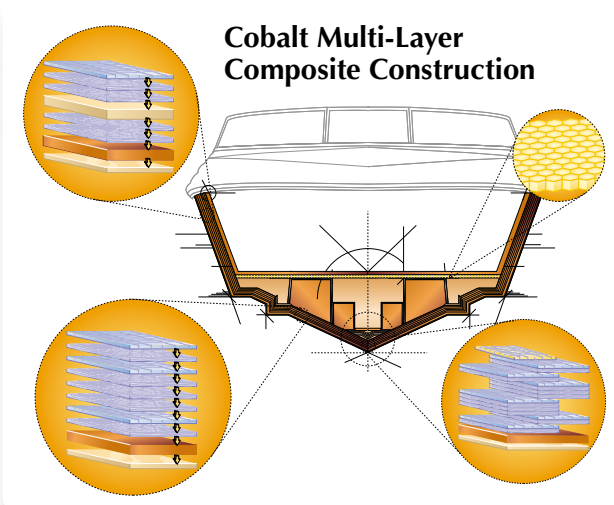
At Cobalt the hull means hand-work, with every layer rolled a by craftspeople who believe that yet one more careful pass just can't hurt. And so the layers accumulate, eight altogether on the hull bottom and a full sixteen at the keel. Reinforced with Kevlar® and then strengthened again with Spraycore®, the hull's structure hardens into the critical component of the legendary Cobalt ride

The quality of the mold equals the quality of the finish, and so hand-waxing follows after every other part. Old finishes are reworked after every ten parts. No power buffers are allowed, and therefore no unsightly marks or patterns are left behind. And because time in the mold ensures integrity, flexible strength, and year-to-year dependability, the long hours spent in the mold matter even more. Every Cobalt hull cures and cures a while longer – well beyond normal industry standards.

Cobalt longevity is obvious, some of the reasons why less so. Invisible composites, hyperlight and hyperstrong, compose every Cobalt transom. No wood there, not in that all-important forcefield. No wood either in the polypropylene structural honeycomb of the floor. Nor in the all-fiberglass stringers where a methacrylate bonding compound adds lifelong permanence. No wood in the water-impervious roto-cast seat bases.



- ☞ Z-Thane™ strengthening, protective barrier coat in the hull – A Cobalt exclusive
- ☞ Completely hand-laid hulls, reinforced with Kevlar™
- ☞ Composite construction on all structural components
- ☞ Cushioned lids with knuckled hinges for easy, open access to storage compartments large and larger still
- ☞ Exceptional hardware, largely stainless, over-sized, over-strong
- ☞ Graphics deep and strong in the gelcoat
- ☞ Integrated bow eye with a scuffplate for added protection
- ☞ Hand-lamination, up to 16 alternating layers of fiberglass mat and woven roving





# Cobalt Transferable Warranty



## Ten Year Structural Warranty

---

**Hull & Deck Structure:** Hull/deck joints, bulkheads, floor, transom, stringers, motor mounts

**Transferable:** Fully transferable

## Five Year Bow to Stern Component Warranty

---

**Components:** All components manufactured or purchased (excluding hull and deck structural components)

**Canvas:** All canvas

**Upholstery:** All upholstery

**Transferable:** Fully transferable

## Three Year Gelcoat Finish Warranty

---

**Transferable:** Fully transferable

## \*Service Assist - up to \$100 per claim

---

**On-Water Towing:** Applicable to Cobalt 5 year Bow to Stern Component Warranty or Engine Manufacturer Warranty

**Hoist/Lift Out:** Applicable to Cobalt 5 year Bow to Stern Component Warranty or Engine Manufacturer Warranty

**Haul-Out:** Applicable to Cobalt 5 year Bow to Stern Component Warranty or Engine Manufacturer Warranty

**Dockside Repair Call:** Applicable to Cobalt 5 year Bow to Stern Component Warranty or Engine Manufacturer Warranty

## Engine Warranty – Manufacturer Direct

---

**Volvo Penta Stern Drive:** 2 + 3 Factory Protection Program – North America only (outside North America 2 Year Warranty)

**MerCruiser Stern Drive:** Five (5) Year Power of Protection Warranty - US and Canada only (International Coverage is regional)

**Volvo Penta Diesel:** Two (2) Year Warranty

**Mercury Outboard:** Three (3) Year Warranty

**Yamaha Outboard:** Three (3) Year Warranty

See written warranties and service agreement for specific coverages.  
\*Documentation will be required in order to receive the Service Assist benefit.

# Color Selections

Actual colors may vary due to the limitations of the digital process and the viewing device calibration. Consult your Cobalt dealer as equipment and specifications are subject to change without notice.

## Cockpit Interior Selections

**SADDLE INTERIOR** (with standard carpet)



**SEAGRASS**  
(carpet option)



**TERRA BROWN INTERIOR** (with standard carpet)



**SEAGRASS**  
(carpet option)



**GENEVA INTERIOR** (with standard carpet)



**SEAGRASS**  
(carpet option)



**TAHOE GREY INTERIOR** (with standard carpet)



**SEAGRASS**  
(carpet option)



**TITANIUM INTERIOR** (with standard carpet)



**SEAGRASS**  
(carpet option)



## Exterior Colors and Graphic Styles

Design Your Dream - Online model specific configurator at [www.CobaltBoats.com](http://www.CobaltBoats.com)



### 3 COLOR CUSTOM GRAPHICS

White base gelcoat with any primary hull color plus an accent.



### 3 COLOR CUSTOM WITH EDGE GRAPHICS

White base with any side hull color plus boot stripe and edge arc accent. R models only.



### CLASSIC GRAPHICS

White base gelcoat with one primary hull color.




### CLASSIC WITH EDGE GRAPHICS

White base with any side hull color plus edge arc accent. R models only.



### SPORT GRAPHICS

White hull with a single accent stripe.




### SPORT WITH EDGE GRAPHICS

White base with boot stripe and edge arc accent. R models only.



### FULL COLOR HULL BOTTOM

Primary hull color fully to the keel. Not available on A-Series or models 30' and larger.




### WSS GRAPHICS

Available on WSS Series and Surf Series R models. Select from multiple available color configurations at [www.CobaltBoats.com](http://www.CobaltBoats.com).




### ALL WHITE

White hull and deck.



### LINX GRAPHICS

Available on Surf Series R models. Select from multiple available color configurations at [www.CobaltBoats.com](http://www.CobaltBoats.com).



# Stereo System Packages

## Standard Sound

- Rockford Fosgate Hide-Away Unit
- Rockford Remote at Helm (Transom Remote Optional)
- JL Speakers, 1pr Bow, 2pr Cockpit (1pr Hardtop Speakers, if equipped)

## Premium Sound

- Rockford Fosgate Hide-Away Unit
- Rockford Remote at Helm and Transom
- Rockford Amplifiers – Up to 1,400 Watts
- JL Speakers, 1pr Bow, 2pr Cockpit, 1pr Transom\*, Kicker Tweeters where equipped (1pr Hardtop Speakers, if equipped)
- JL Subwoofer – 1ea
- Optional 8" JL Tower Speakers & Amp, 1pr – 400 Watts
- Optional 8" JL Tower Speakers & Amp, 2pr – 800 Watts

## Platinum Sound

- Rockford Fosgate Hide-Away Unit
- Rockford Remote at Helm and Transom
- Roswell Amplifiers – Up to 2,200 Watts
- Roswell R1 Speakers, 1pr Bow, 2pr Cockpit, 1pr Transom\*, Kicker Tweeters where equipped (1pr Hardtop Speakers, if equipped)
- Roswell R1 Subwoofers – 2ea Most Models
- Speakers are RGB Light Ready

## Platinum Sound w/Tower Speakers

- Rockford Fosgate Hide-Away Unit
- Rockford Remote at Helm and Transom
- Roswell Amplifiers – Up to 2,800 Watts
- Roswell R1 Speakers, 1pr Bow, 2pr Cockpit, 1pr Transom\*, Kicker Tweeters where equipped. (1pr Hardtop Speakers, if equipped)
- Roswell R1 Subwoofers – 2ea Most Models
- Roswell R1 8" Tower Speakers, 2pr – RGB Light Ready

# Tops and Covers

Color-matched and custom-tailored, Cobalt bimini tops, enclosures and tonneau covers are made of a premium acrylic marine canvas. This material is extremely strong and fade-resistant, with superior water resistance. Yet it breathes, resisting rot and mildew.

Bimini tops setup rock solid with Cobalt's easily adjustable stainless steel turn-buckle supports. Rigidity simply not found with the use of fabric straps.

The Premium Bimini Top with Easy-Fold stanchions (below) make storing or trailing your boat with the top in a lower position a simple one-person operation.



Bow & Cockpit Tonneau Covers




Mooring Cover



Premium Bimini Top



Full Canvas Enclosure (shown on A40)



Arch Hard Top



Arch Hard Top with extending shade



R Models Surf and WSS Arch Bimini Top



Surf & WSS Folding Arch Bimini Top