



R5 SURF

COBALT BOATS

SURF
SERIES

R5 SURF

Cobalt surfing perfection.

Until now, wake surfing boats have compromised ride, comfort, top speed performance, and low speed maneuverability. That was before the WSS SURF from Cobalt. Combining Cobalt's award-winning smooth ride and the performance advantages of a stern drive, coupled with the enormous wake making capabilities of a surf boat - this was the perfect challenge! Now perfectly executed. And without compromise.

The WSS Surf combines a proven deep v hull design with innovative design to exceed the riders' demands. We developed a world class "wake maker" thanks to our patent pending SURF control system - which quickly and automatically tunes the boat's attitude and speed to the optimal SURF configuration - on either side of the boat. A fully customizable wake that provides smooth transitions, a wide push zone, and a solid pop. Keep the boat evenly weighted and switch the wave from each side in seconds without the need to re-distribute ballast and people.

VOLVO PENTA FORWARD»DRIVE

Volvo Penta does it again with the all-new Forward Drive propulsion system. Uniquely engineered with two forward-facing counter-rotating props that pull the boat through the water rather than pushing it, Forward Drive gives small-craft leisure boaters new found versatility. Whether wakesurfing, wakeboarding or simply cruising, Forward Drive allows boaters to enjoy endless days of fun without sacrifice. Armed with power trim and an enlarged trim plate, drivers can easily customize their wake for watersports, then level off for smooth cruising.



SURF



Surfing Made Simple

With the touch of a button Cobalt's automated computer control surf system adjusts the Bi-Axis Surf Tabs to create the optimum surf wake either left or right. No need to transfer ballast load between tanks to achieve optimum surf wake.

- Fill ballast tanks
- Set GPS directed cruise control to desired speed
- Select surf control left or right
- Throttle up and surf

On Plane with Full Ballast

In Performance Mode the surf tabs automatically deploy and adjust for a quick hole-shot through to running speed, easily getting the boat on plane with full ballast. No need to empty tanks for a quick run at speed.

Performance of Total Trim Control

Exceptional wake surfing doesn't come at a compromise to Cobalt's softer, drier, faster ride. With the versatility of full-range power trim all the control and efficient operation remains. Drivers can easily customize the wake for surfing, wakeboarding or smooth cruising. Plus, Volvo's Forward Drive is uniquely engineered with two forward-facing counter-rotating props, which position the propellers to the front of the drive unit, well under the boat.

The Cobalt WSS SURF

The best aspects of boating by providing a world-class ride combined with a superior surf wake.

Compromise Nothing!

VOLVO PENTA FORWARD DRIVE



R5 SURF



R5 SURF



R5 SURF




SPECIFICATIONS

Length Overall w/Swim Platform	25' 8"	7.82 m
Beam	8' 6"	2.59 m
Interior Cockpit Width	95"	2.41 m
Deadrise at Transom	21°	21°
Fuel Capacity	48 gal.	182 L
Freshwater Capacity	10 gal.	38 L
Bridge Clearance w/o Bimini	64"	1.63 m
Bridge Clearance w/Bimini	91"	2.31 m
Bridge Clearance w/Arch or Tower	98"	2.49 m
Draft Drive Up	34"	.86 m
Draft Drive Down	37"	.94 m
Dry Weight	4880 lbs.	2214 kg
Ballast Capacity Total (5 tanks)	2115 lbs.	959 Kg
Boat Certified Capacity	14 persons	
Boat Certified Capacity w/gear	2250 lbs.	1021 kg

VOLVO PENTA STERNDRIVE POWER

V8-300CE-G EVC DP (FWD)	300 hp	221 PkW
V8-350CE-G EVC DP (FWD)	350 hp	261 PkW
V8-380CE EVC DP (FWD)	380 hp	283 PkW
V8-430CE EVC DP (FWD)	430 hp	321 PkW

**VOLVO
PENTA**
FORWARD DRIVE





STANDARD EQUIPMENT

Dash and Instrumentation

Accessory Power Plug - 12 Volt
 Black Leather/SS Steering Wheel
 Color-Matched Aluminum Dash Panels
 Composite Helm Eyebrow,
 Custom Stitching
 Dash Perimeter SS Accent
 Depth & Water Temp Pkg.
 Easy-Surf Electronic Control System
 Glass Cockpit, Garmin 7607
 Gloss Black Dash Console w/SS Accents
 Hour Meter
 Illuminated Switch Panel/Switches
 Stainless Steel Switches

Engine Options

EVC w/PTA & Cruise (Volvo)
 Volvo Forward Drive (FWD)

Exterior

Anchor Locker
 Arch, SS/Alum w/Sunshade
 Bow Scuff Plate, Stainless Steel
 Extended Running Surface
 Fender Clips w/Line (4)
 Graphics, Molded-In Gelcoat
 Midship Cleats
 Ski Pylon (arch mounted)
 Sky Light (Head Compartment)
 Sof-Trac Mat, Flip Down Swim Step
 SS Tubular Platform Perimeter Rail
 Stainless Steel Engine Vents
 Stainless Top Trim Windshield
 Swim Platform w/Flip-Down Swim Step
 Wakeboard Racks, Elite (Alum)

Interior

Aft Facing Rumble Seat
 Aft Sunpad Backrest SS Accent Rail
 Aft Walk-Thru Carpet
 Bow Cushion Insert, Stbd.
 Bow Walk-Thru Doors
 Carpet, 40 oz., Snap-In w/Neoprene Back
 Del Mar Helm Capt. Chair
 Head w/Porta Potti
 Passenger Seat Flip Backrest System
 Removable Bow & Cockpit Carpet

Seating Varadense Comfort
 Sundeck Convertible Lounger
 Trash Receptacle, Cockpit

Stereo

Custom Acoustic Speaker Covers
 iPod/USB/MP3 Port
 Sound System, Bluetooth, w/6 Spkrs.
 Stereo Remote, Dash
 Stereo Remote, Transom (Prem. Sound)

Structure, Safety, & Performance

10/5/3 Year Warranty Protection
 Battery Switch, Single
 Circuit Breaker Protected Elec System
 Composite Floor
 Composite Transom
 Cruise Control-Zero Off
 Fiberglass Cockpit Liner
 Fiberglass Stringer System
 Fire Extinguisher, Manual
 Ignition Safety Switch
 Kevlar Reinforced Hull
 Rigid Multi-Tank Ballast System
 Single-Axis Performance Surf Tab System
 Stainless Steel Windshield Braces
 Through Prop Exhaust

OPTIONAL EQUIPMENT

Canvas

Bow Tonneau Cover
 Cockpit Tonneau Cover
 Mooring Cover

Dash and Instrumentation

Makassar Dash/Interior Trim Pkg.
 Rudder Indicator, Volvo
 XM Weather

Engine Options

Anti-Corrosion System (Vol 200-300hp)

Exterior

Arch Elec, Alum Folding w/Bimini
 Arch, Alum, Folding w/Bimini
 Arch, Elec Folding w/Rotating Sunshade
 Arch, Folding w/Rotating Sunshade
 Arch, SS/Alum w/Sunshade (std)
 Docking Lights-Stainless Steel
 Motorbox Actuator

Portal Light (1 in Head Compartment)
 Sof-Trac Mat, Flip Down Swim Step
 Surf Tow Ball (2)-Folding Arch only
 Swim Platform Transom Lighting
 Transhield Shipping Cover
 Transom Shower
 Transom Tilt Switch
 Umbrella w/Receiver (ski pylon mounted)
 Underwater Lighting
 Wakeboard Racks, Triton

Interior

Air Compressor w/Holder
 Bow Center Cushion Insert
 Captain's Chair, Power
 Dinette Table w/CP & Sunpad Receptacle
 Floor Covering, Sea Grass
 Head w/Pump Out Porta-Potti
 LED Interior Accent Lighting (RGB)
 Quilted Pattern Upholstery Accents
 Remote Courtesy Lights w/key fob
 Sink Console (head compartment)
 Sof-Trac Marine Mat, Cockpit
 Stainless Steel Foot Tread (helm only)
 Sunpad Filler Cushion (w/Dinette)
 Sunpad Filler Cushion (w/o Dinette)
 Throw Pillows, Weighted (10)
 Throw Pillows, Weighted (4)

Stereo

Plat Sound w/Transom & Arch Spkrs-2 pr.
 Plat Sound w/Transom Spkrs.
 Prem Sound w/Transom
 & Arch Spkrs-1 pr.
 Prem Sound w/Transom Spkrs.
 Satellite Radio System
 Stereo Remote, Transom (Std. Sound)

Structure, Safety, & Performance

Battery Maintainer/Charger, 110v
 Battery Maintainer/Charger, 220v
 Battery Switch, Dual w/ACR (required)
 CE Requirements w/Automatic
 Fire Extinguisher
 Drivers Rearview Mirror (W/S Mount)
 Fire Extinguisher, Automatic System
 Tool Kit
 Windlass, All Chain w/Anchor



What prove to be, in memory, the adventures of a lifetime.

Who can say when first you heard? The multicolored minute when the open water spoke, and the dream began. Try now. To this day, can you report the moment? Can you reach back and listen again to that faint call, a sun-flecked whisper -- relentless as a mother's summons -- coming from just beyond the farthest thing a kid could ever hope to see.

At Cobalt, we build boats that answer the call. It is a relationship like no other – owners and their boats. It is that first grip at the helm that releases a sense of assurance down the spine. At that very moment...a promise is made. With each ride, with each cruise comes conversation, laughter and pure enjoyment afloat. At that very moment, a bond is formed on trust, but not just that, a type of trust that feels like family. And with that trust arises a certain lifestyle, an opportunity for families to come together and enjoy what life is truly about. It is a type of confidence that only a Cobalt can instill in its owner.

Our Cobalt family believes we have a unique opportunity to enrich life, to help create life-long memories, to arouse a passion for the boating lifestyle. We vow to work tirelessly, creating the most innovative, well-engineered, and best performing boats imaginable. We vow to let our work be consumed by every little detail, every aspect of fit and finish.

This classic tradition will continue in our daily pursuit to build not just boats, but deep personal possessions. We will continue on with our philosophy of compromising absolutely nothing, especially when it comes to constructing piece by piece a watercraft that will create memories of a lifetime.

We are excited to share Cobalt's passions and why we do what we do for our customers everyday. You drive us to perform everyday. Thank you and welcome to the family.



Customer Inspired Innovation


Swim Platform Functionality

Cobalt's swim platforms are large, welcoming and safe, suspended just above the waterline for easy use in all water-borne activities. Oversized, polished stainless steel tubing wraps every platform to protect the boat when docking. Cobalt's exclusive and patented swim step requires only two easy flips: down to use, back to stow. The swim step makes boarding your Cobalt a breeze, and provides a perfectly cool resting area. Illuminate the platform above or below the waterline with option choices to suit your desires.

Industry Firsts and Real-World

Across five decades, Cobalt brought innovative functionality to the marketplace. Across five decades, other marine manufacturers have seen fit to copy the thoughtful design that has always defined our boats. Again this year, we will show an entire industry exactly the way to go.

- ☞ A Cobalt first: the integrated bow eye with a scuff plate for protection from trailer marks
- ☞ Cobalt was the first stern drive builder to feature the walk-thru transom, today, all our models are equipped with either a single or dual aft passageway for easy boarding
- ☞ Stainless-steel adjustable poles to secure and tighten bimini tops with our innovative built-in turnbuckle -- no fabric straps here
- ☞ Quick-release fender clips utilize stainless steel sockets for perfect placement and convenient deployment
- ☞ Cushioned storage lids with double-knuckled hinges to hold the lids open for easy access to the compartment below
- ☞ Our often-imitated, never-duplicated flip-lip seat bolster – the captain sits high and comfortable, enjoying the full thrill of the ride
- ☞ A safer latch for the windshield walk-thru, holding the door securely open – yet another Cobalt first
- ☞ Perhaps the most imitated component of performance in the boating industry, Cobalt's extended running surface for quicker planing, firm and true turns, minimized bow rise, and greater lift at the stern



Finely Detailed Interiors

The technical word is “interface,” those sensory exchanges between boat and owner, those points of contact so fundamental to the enjoyment of a day on the water, so critical to the determination of a boat’s long-term value. Glance at any cockpit and witness the full effect of a Cobalt interior – straight, smooth, uniform, and very, very good looking. Better yet, cruise a Cobalt at first opportunity for some meaningful, memorable interfacing of your own.

Start at the helm, where strength meets stylish strength. Rock-solid fiberglass substructure rides beneath upholstered good looks, as optional Ebony Macassar trim adorns the helm’s metal panels. The instrumentation and its mountings borrow from aircraft and jewelry designers alike. Stainless steel switch mechanisms are firm, sure, and sturdy.

Cobalt upholstery involves the fingers. Butter-soft and bull-strong, as tactile as they’re easy on the eye, always double-fastened with both adhesives and staples, and stitched with meticulous precision. Underfoot, the carpet or optional Seagrass flooring is snap-down/snap-out, rubber-backed, backed again with skid resistant no-flex composite flooring under all, and heavy. Heavy far beyond any marine standard.



- ☞ Cobalt Glass Cockpit with Touch Screen Displays
- ☞ Precision-sewn interior details
- ☞ Double-needle stitching
- ☞ Seats that convert to a sun lounge
- ☞ Deep bow and cockpit seating
- ☞ The warmth and feel of premium materials
- ☞ A hand-crafted helm with detailed double-stitching
- ☞ Ebony Macassar trim
- ☞ Aircraft-inspired stainless switches
- ☞ Honeycomb composite core integrated in flooring – optimized strength-to-weight ratio, with improved sound and vibration dampening





Exceptional Methods of Construction


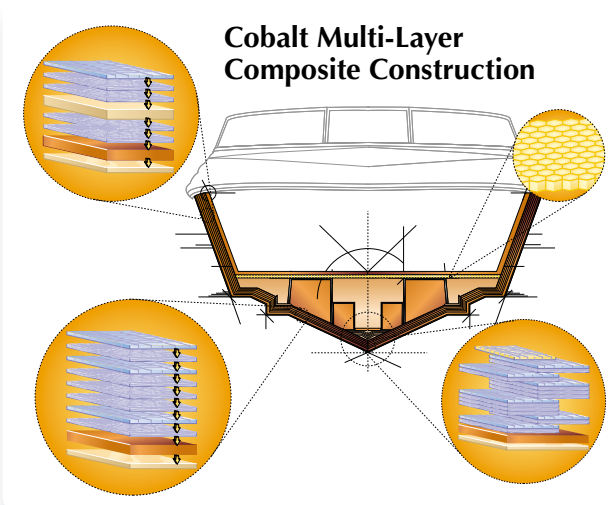
At Cobalt the hull means hand-work, with every layer rolled a by craftspeople who believe that yet one more careful pass just can't hurt. And so the layers accumulate, eight altogether on the hull bottom and a full sixteen at the keel. Reinforced with Kevlar® and then strengthened again with Spraycore®, the hull's structure hardens into the critical component of the legendary Cobalt ride

The quality of the mold equals the quality of the finish, and so hand-waxing follows after every other part. Old finishes are reworked after every ten parts. No power buffers are allowed, and therefore no unsightly marks or patterns are left behind. And because time in the mold ensures integrity, flexible strength, and year-to-year dependability, the long hours spent in the mold matter even more. Every Cobalt hull cures and cures a while longer – well beyond normal industry standards.

Cobalt longevity is obvious, some of the reasons why less so. Invisible composites, hyperlight and hyperstrong, compose every Cobalt transom. No wood there, not in that all-important forcefield. No wood either in the polypropylene structural honeycomb of the floor. Nor in the all-fiberglass stringers where a methacrylate bonding compound adds lifelong permanence. No wood in the water-impervious roto-cast seat bases.



- ☞ Z-Thane™ strengthening, protective barrier coat in the hull – A Cobalt exclusive
- ☞ Completely hand-laid hulls, reinforced with Kevlar™
- ☞ Composite construction on all structural components
- ☞ Cushioned lids with knuckled hinges for easy, open access to storage compartments large and larger still
- ☞ Exceptional hardware, largely stainless, over-sized, over-strong
- ☞ Graphics deep and strong in the gelcoat
- ☞ Integrated bow eye with a scuffplate for added protection
- ☞ Hand-lamination, up to 16 alternating layers of fiberglass mat and woven roving





Cobalt Transferable Warranty



Ten Year Structural Warranty

Hull & Deck Structure: Hull/deck joints, bulkheads, floor, transom, stringers, motor mounts

Transferable: Fully transferable

Five Year Bow to Stern Component Warranty

Components: All components manufactured or purchased (excluding hull and deck structural components)

Canvas: All canvas

Upholstery: All upholstery

Transferable: Fully transferable

Three Year Gelcoat Finish Warranty

Transferable: Fully transferable

*Service Assist - up to \$100 per claim

On-Water Towing: Applicable to Cobalt 5 year Bow to Stern Component Warranty or Engine Manufacturer Warranty

Hoist/Lift Out: Applicable to Cobalt 5 year Bow to Stern Component Warranty or Engine Manufacturer Warranty

Haul-Out: Applicable to Cobalt 5 year Bow to Stern Component Warranty or Engine Manufacturer Warranty

Dockside Repair Call: Applicable to Cobalt 5 year Bow to Stern Component Warranty or Engine Manufacturer Warranty

Engine Warranty – Manufacturer Direct

Volvo Penta Stern Drive: 2 + 3 Factory Protection Program – North America only (outside North America 2 Year Warranty)

MerCruiser Stern Drive: Five (5) Year Power of Protection Warranty - US and Canada only (International Coverage is regional)

Volvo Penta Diesel: Two (2) Year Warranty

Mercury Outboard: Three (3) Year Warranty

Yamaha Outboard: Three (3) Year Warranty

See written warranties and service agreement for specific coverages.
*Documentation will be required in order to receive the Service Assist benefit.

Color Selections

Actual colors may vary due to the limitations of the digital process and the viewing device calibration. Consult your Cobalt dealer as equipment and specifications are subject to change without notice.

Cockpit Interior Selections

SADDLE INTERIOR (with standard carpet)



SEAGRASS
(carpet option)



TERRA BROWN INTERIOR (with standard carpet)



SEAGRASS
(carpet option)



GENEVA INTERIOR (with standard carpet)



SEAGRASS
(carpet option)



TAHOE GREY INTERIOR (with standard carpet)



SEAGRASS
(carpet option)



TITANIUM INTERIOR (with standard carpet)



SEAGRASS
(carpet option)



Exterior Colors and Graphic Styles

Design Your Dream - Online model specific configurator at www.CobaltBoats.com




3 COLOR CUSTOM GRAPHICS

White base gelcoat with any primary hull color plus an accent.



3 COLOR CUSTOM WITH EDGE GRAPHICS

White base with any side hull color plus boot stripe and edge arc accent. R models only.



CLASSIC GRAPHICS

White base gelcoat with one primary hull color.




CLASSIC WITH EDGE GRAPHICS

White base with any side hull color plus edge arc accent. R models only.



SPORT GRAPHICS

White hull with a single accent stripe.




SPORT WITH EDGE GRAPHICS

White base with boot stripe and edge arc accent. R models only.



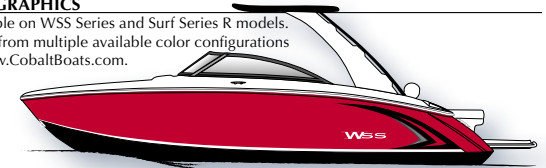
FULL COLOR HULL BOTTOM

Primary hull color fully to the keel. Not available on A-Series or models 30' and larger.



WSS GRAPHICS

Available on WSS Series and Surf Series R models. Select from multiple available color configurations at www.CobaltBoats.com.




ALL WHITE

White hull and deck.



LINX GRAPHICS

Available on Surf Series R models. Select from multiple available color configurations at www.CobaltBoats.com.



Stereo System Packages

Standard Sound

- Rockford Fosgate Hide-Away Unit
- Rockford Remote at Helm (Transom Remote Optional)
- JL Speakers, 1pr Bow, 2pr Cockpit (1pr Hardtop Speakers, if equipped)

Premium Sound

- Rockford Fosgate Hide-Away Unit
- Rockford Remote at Helm and Transom
- Rockford Amplifiers – Up to 1,400 Watts
- JL Speakers, 1pr Bow, 2pr Cockpit, 1pr Transom*, Kicker Tweeters where equipped (1pr Hardtop Speakers, if equipped)
- JL Subwoofer – 1ea
- Optional 8" JL Tower Speakers & Amp, 1pr – 400 Watts
- Optional 8" JL Tower Speakers & Amp, 2pr – 800 Watts

Platinum Sound

- Rockford Fosgate Hide-Away Unit
- Rockford Remote at Helm and Transom
- Roswell Amplifiers – Up to 2,200 Watts
- Roswell R1 Speakers, 1pr Bow, 2pr Cockpit, 1pr Transom*, Kicker Tweeters where equipped (1pr Hardtop Speakers, if equipped)
- Roswell R1 Subwoofers – 2ea Most Models
- Speakers are RGB Light Ready

Platinum Sound w/Tower Speakers

- Rockford Fosgate Hide-Away Unit
- Rockford Remote at Helm and Transom
- Roswell Amplifiers – Up to 2,800 Watts
- Roswell R1 Speakers, 1pr Bow, 2pr Cockpit, 1pr Transom*, Kicker Tweeters where equipped. (1pr Hardtop Speakers, if equipped)
- Roswell R1 Subwoofers – 2ea Most Models
- Roswell R1 8" Tower Speakers, 2pr – RGB Light Ready

Tops and Covers

Color-matched and custom-tailored, Cobalt bimini tops, enclosures and tonneau covers are made of a premium acrylic marine canvas. This material is extremely strong and fade-resistant, with superior water resistance. Yet it breathes, resisting rot and mildew.

Bimini tops setup rock solid with Cobalt's easily adjustable stainless steel turn-buckle supports. Rigidity simply not found with the use of fabric straps.

The Premium Bimini Top with Easy-Fold stanchions (below) make storing or trailing your boat with the top in a lower position a simple one-person operation.



Bow & Cockpit Tonneau Covers




Mooring Cover



Premium Bimini Top



Full Canvas Enclosure (shown on A40)



Arch Hard Top



Arch Hard Top with extending shade



R Models Surf and WSS Arch Bimini Top



Surf & WSS Folding Arch Bimini Top