



R7

COBALT BOATS

R SERIES

COBALT R7

Fashion meet function.

It is all here. The Cobalt R7 embodies the same highly appointed upholstery, maximized cockpit breadth, seating versatility. This list goes on and on, but the R7 deserves even more gloat, for she is the ultimate bowrider. Hold on, let's get this party started.

The bow area, spacious. Thanks to a term we have deemed "Free Space Reclamation", this interior expansion is exactly what Cobalt's build process creates. It is most noticeable in the cockpit, which is adorned with seating that wraps around the transom and the port side. The cockpit, expansive. The convertibility of the seating configuration, ingenious. The elongated port side seating gives the R7 room for the crew – and with the yacht-style seating, there are many ways to ship-shape the conversation. With the extended length also comes a phenomenal increase in storage area. Bring it on board, and there is a compartmentalized place to stow it away.

And the ride, it is a legendary one. So legendary that it placed Cobalt #1 in ride comfort. Opulent luxury combined with incredible value. The R7 hits the mark with the perfect combination of both. The truth is, Cobalt is the solution when it comes to big water day boating. The R7 reaffirms that truth.



R7



R7





COBALT R7



SPECIFICATIONS

Length Overall w/Swim Platform	27' 6"	8.38 m
Beam	8' 6"	2.59 m
Interior Cockpit Width	95"	2.41 m
Deadrise at Transom	21°	21°
Fuel Capacity	78 gal.	295 L
Freshwater Capacity	10 gal.	38 L
Bridge Clearance w/o Bimini	64"	1.63 m
Bridge Clearance w/Bimini	91"	2.31 m
Bridge Clearance w/Arch or Tower	98"	2.49 m
Draft Drive Up	21"	.53 m
Draft Drive Down	37"	.94 m
Dry Weight	5600 lbs.	2540 kg
Boat Certified Capacity	Yacht Certified	
Boat Certified Capacity w/gear	Yacht Certified	

VOLVO PENTA STERNDRIVE POWER

V8-300CE-G EVC DP	300 hp	221 PkW
V8-350CE-G EVC DP	350 hp	261 PkW
V8-380CE EVC DP	380 hp	283 PkW
V8-430CE EVC DP	430 hp	321 PkW

MERCURUISER STERNDRIVE POWER

V8-300CE-G EVC DP	300 hp	221 PkW
V8-350CE-G EVC DP	350 hp	261 PkW
V8-380CE EVC DP	380 hp	283 PkW
V8-430CE EVC DP	430 hp	321 PkW

COBALT R7



STANDARD EQUIPMENT

Dash and Instrumentation

Accessory Power Plug - 12 Volt
Black Leather/SS Steering Wheel
Color-Matched Aluminum Dash Panels
Composite Helm Eyebrow,
Custom Stitching
Dash Perimeter SS Accent Trim
Depth & Water Gauge Pkg.
Glass Cockpit, Dual Garmin 7607
Gloss Black Dash Console w/SS Accents
Hour Meter
Illuminated Switch Panel/Switches
Stainless Steel Switches

Engine Options

DTS (Merc)
EVC w/PTA & Cruise (Volvo)

Exterior

Anchor Locker
Bow Scuff Plate, Stainless Steel
Extended Running Surface
Fender Clips w/Line (4)
Graphics, Molded-In Gelcoat
Midship Cleats
Ski Pylon - Stainless Steel
Sky Light (Head Compartment)
SS Tubular Platform Perimeter Rail
Stainless Steel Engine Vents
Stainless Top Trim Windshield
Swim Platform w/Flip-Down Swim Step

Interior

Aft Facing Rumble Seat
Aft Sunpad Backrest SS Accent Rail
Aft Walk-Thru Carpet
Bow Cushion Insert, Stbd.
Bow Walk-Thru Doors
Carpet, 40 oz., Snap-In w/Neoprene Back
Console, Cockpit
Del Mar Helm Capt. Chair
Head w/Porta Potti
Passenger Seat Flip Backrest System
Removable Bow & Cockpit Carpet
Seating Varadense Comfort
Sundeck Convertible Lounger
Trash Receptacle, Cockpit

Stereo

Custom Acoustic Speaker Covers
iPod/USB/MP3 Port
Sound System, Bluetooth, w/6 Spkrs.
Stereo Remote, Dash
Stereo Remote, Transom (Prem. Sound)

Structure, Safety, & Performance

10/5/3 Year Warranty Protection
Battery Switch, Single
Circuit Breaker Protected Elec System
Composite Floor
Composite Transom
Fiberglass Cockpit Liner
Fiberglass Stringer System
Fire Extinguisher, Manual
Ignition Safety Switch
Kevlar Reinforced Hull
Stainless Steel Windshield Braces
Through Prop Exhaust

OPTIONAL EQUIPMENT

Canvas

Bimini, Premium
Bimini, Premium Easy-Fold
Bow Tonneau Cover
Cockpit Tonneau Cover
Mooring Cover

Dash and Instrumentation

Makassar Dash/Interior Trim Pkg.
Rudder Indicator, Merc
Rudder Indicator, Volvo
XM Weather

Engine Options

Active Trim, Merc (requires DTS)
Anti-Corrosion System (Vol
200-300hp, Mer-Alpha)
Ocean-X (Volvo)
Seacore (Merc)
Tow Mode (Volvo EVC)

Exterior

Arch, Alum, Folding w/Bimini
Arch, Elec Alum Folding w/Bimini
Arch, Elec Folding w/Rotating Sunshade
Arch, Folding w/Rotating Sunshade
Arch, SS w/Hard Top & Retract Sunshade
Arch, SS/Alum w/Sunshade
COBALT Oval Logo, Recessed
Color-Accented Hard Top Headliner
Docking Lights-Stainless Steel
Flagpole w/Flag
Motorbox Actuator
Portal Light (1 in Head Compartment)
Sof-Trac Mat, Flip Down Swim Step
Swim Platform Transom Lighting
Transhield Shipping Cover
Transom Shower
Transom Tilt Switch

Umbrella w/Receiver (ski pylon mounted)
Underwater Lighting
Wakeboard Racks, Elite (Alum)
Wakeboard Racks, Triton)

Interior

Air Compressor w/Holder
Bow Center Cushion Insert
Captain's Chair, Power
Dinette Table w/CP & Sunpad Receptacle
Floor Covering, Sea Grass
Grey Water System
Head w/Electric Porcelain Toilet
Head w/Electric Porcelain, Macerator
Head w/Pump Out Porta-Potti
Head w/Pump Out Porta-Potti, Macerator
LED Interior Accent Lighting (RGB)
Quilted Pattern Upholstery Accents
Remote Courtesy Lights w/key fob
Sink Console (head compartment)
Sink Console, Cockpit
Sof-Trac Marine Mat, Cockpit
Stainless Steel Foot Tread (helm only)
Sunpad Filler Cushion (w/Dinette)
Sunpad Filler Cushion (w/o Dinette)
Throw Pillows, Weighted (10)
Throw Pillows, Weighted (4)

Stereo

Plat Sound w/Transom & Arch Spkrs-2 pr.
Plat Sound w/Transom Spkrs.
Prem Sound w/Transom
& Arch Spkrs-1 pr.
Prem Sound w/Transom Spkrs.
Satellite Radio System
Stereo Remote, Transom (Std. Sound)

Structure, Safety, & Performance

Battery Maintainer/Charger, 110v
Battery Maintainer/Charger, 220v
Battery Switch, Dual w/ACR
Captain's Call Exhaust
Captain's Call Plus (w/Mufflers)
CE Requirements w/Automatic
Fire Extinguisher
Cruise Control-Smart Tow (Merc DTS)
Cruise Control-Zero Off (Volvo EVC)
Drivers Rearview Mirror (W/S Mount)
Fire Extinguisher, Automatic System
Tool Kit
Trim Tabs w/Indicators
Windlass, All Chain w/Anchor



What prove to be, in memory, the adventures of a lifetime.

Who can say when first you heard? The multicolored minute when the open water spoke, and the dream began. Try now. To this day, can you report the moment? Can you reach back and listen again to that faint call, a sun-flecked whisper -- relentless as a mother's summons -- coming from just beyond the farthest thing a kid could ever hope to see.

At Cobalt, we build boats that answer the call. It is a relationship like no other – owners and their boats. It is that first grip at the helm that releases a sense of assurance down the spine. At that very moment...a promise is made. With each ride, with each cruise comes conversation, laughter and pure enjoyment afloat. At that very moment, a bond is formed on trust, but not just that, a type of trust that feels like family. And with that trust arises a certain lifestyle, an opportunity for families to come together and enjoy what life is truly about. It is a type of confidence that only a Cobalt can instill in its owner.

Our Cobalt family believes we have a unique opportunity to enrich life, to help create life-long memories, to arouse a passion for the boating lifestyle. We vow to work tirelessly, creating the most innovative, well-engineered, and best performing boats imaginable. We vow to let our work be consumed by every little detail, every aspect of fit and finish.

This classic tradition will continue in our daily pursuit to build not just boats, but deep personal possessions. We will continue on with our philosophy of compromising absolutely nothing, especially when it comes to constructing piece by piece a watercraft that will create memories of a lifetime.

We are excited to share Cobalt's passions and why we do what we do for our customers everyday. You drive us to perform everyday. Thank you and welcome to the family.



Customer Inspired Innovation


Swim Platform Functionality

Cobalt's swim platforms are large, welcoming and safe, suspended just above the waterline for easy use in all water-borne activities. Oversized, polished stainless steel tubing wraps every platform to protect the boat when docking. Cobalt's exclusive and patented swim step requires only two easy flips: down to use, back to stow. The swim step makes boarding your Cobalt a breeze, and provides a perfectly cool resting area. Illuminate the platform above or below the waterline with option choices to suit your desires.

Industry Firsts and Real-World

Across five decades, Cobalt brought innovative functionality to the marketplace. Across five decades, other marine manufacturers have seen fit to copy the thoughtful design that has always defined our boats. Again this year, we will show an entire industry exactly the way to go.

- ☞ A Cobalt first: the integrated bow eye with a scuff plate for protection from trailer marks
- ☞ Cobalt was the first stern drive builder to feature the walk-thru transom, today, all our models are equipped with either a single or dual aft passageway for easy boarding
- ☞ Stainless-steel adjustable poles to secure and tighten bimini tops with our innovative built-in turnbuckle -- no fabric straps here
- ☞ Quick-release fender clips utilize stainless steel sockets for perfect placement and convenient deployment
- ☞ Cushioned storage lids with double-knuckled hinges to hold the lids open for easy access to the compartment below
- ☞ Our often-imitated, never-duplicated flip-lip seat bolster – the captain sits high and comfortable, enjoying the full thrill of the ride
- ☞ A safer latch for the windshield walk-thru, holding the door securely open – yet another Cobalt first
- ☞ Perhaps the most imitated component of performance in the boating industry, Cobalt's extended running surface for quicker planing, firm and true turns, minimized bow rise, and greater lift at the stern



Finely Detailed Interiors

The technical word is “interface,” those sensory exchanges between boat and owner, those points of contact so fundamental to the enjoyment of a day on the water, so critical to the determination of a boat’s long-term value. Glance at any cockpit and witness the full effect of a Cobalt interior – straight, smooth, uniform, and very, very good looking. Better yet, cruise a Cobalt at first opportunity for some meaningful, memorable interfacing of your own.

Start at the helm, where strength meets stylish strength. Rock-solid fiberglass substructure rides beneath upholstered good looks, as optional Ebony Macassar trim adorns the helm’s metal panels. The instrumentation and its mountings borrow from aircraft and jewelry designers alike. Stainless steel switch mechanisms are firm, sure, and sturdy.

Cobalt upholstery involves the fingers. Butter-soft and bull-strong, as tactile as they’re easy on the eye, always double-fastened with both adhesives and staples, and stitched with meticulous precision. Underfoot, the carpet or optional Seagrass flooring is snap-down/snap-out, rubber-backed, backed again with skid resistant no-flex composite flooring under all, and heavy. Heavy far beyond any marine standard.



- ☞ Cobalt Glass Cockpit with Touch Screen Displays
- ☞ Precision-sewn interior details
- ☞ Double-needle stitching
- ☞ Seats that convert to a sun lounge
- ☞ Deep bow and cockpit seating
- ☞ The warmth and feel of premium materials
- ☞ A hand-crafted helm with detailed double-stitching
- ☞ Ebony Macassar trim
- ☞ Aircraft-inspired stainless switches
- ☞ Honeycomb composite core integrated in flooring – optimized strength-to-weight ratio, with improved sound and vibration dampening



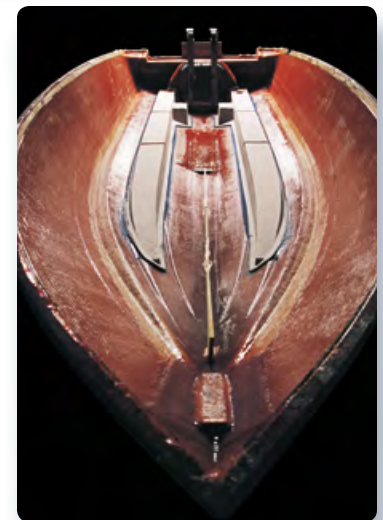
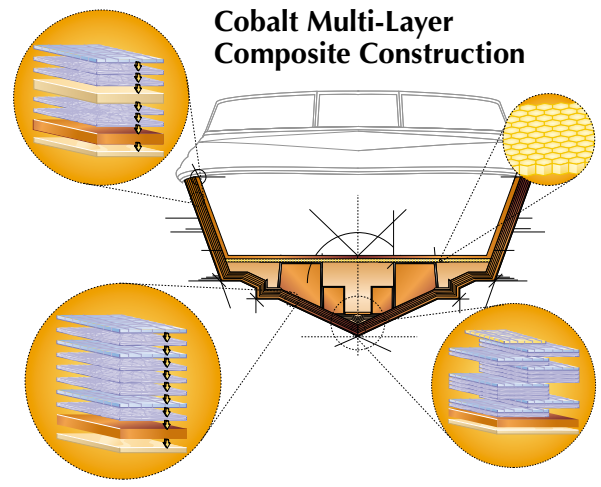
Exceptional Methods of Construction

At Cobalt the hull means hand-work, with every layer rolled a by craftspeople who believe that yet one more careful pass just can't hurt. And so the layers accumulate, eight altogether on the hull bottom and a full sixteen at the keel. Reinforced with Kevlar® and then strengthened again with Spraycore®, the hull's structure hardens into the critical component of the legendary Cobalt ride

The quality of the mold equals the quality of the finish, and so hand-waxing follows after every other part. Old finishes are reworked after every ten parts. No power buffers are allowed, and therefore no unsightly marks or patterns are left behind. And because time in the mold ensures integrity, flexible strength, and year-to-year dependability, the long hours spent in the mold matter even more. Every Cobalt hull cures and cures a while longer – well beyond normal industry standards.

Cobalt longevity is obvious, some of the reasons why less so. Invisible composites, hyperlight and hyperstrong, compose every Cobalt transom. No wood there, not in that all-important forcefield. No wood either in the polypropylene structural honeycomb of the floor. Nor in the all-fiberglass stringers where a methacrylate bonding compound adds lifelong permanence. No wood in the water-impervious roto-cast seat bases.

- ☞ Z-Thane™ strengthening, protective barrier coat in the hull – A Cobalt exclusive
- ☞ Completely hand-laid hulls, reinforced with Kevlar™
- ☞ Composite construction on all structural components
- ☞ Cushioned lids with knuckled hinges for easy, open access to storage compartments large and larger still
- ☞ Exceptional hardware, largely stainless, over-sized, over-strong
- ☞ Graphics deep and strong in the gelcoat
- ☞ Integrated bow eye with a scuffplate for added protection
- ☞ Hand-lamination, up to 16 alternating layers of fiberglass mat and woven roving





Cobalt Transferable Warranty



Ten Year Structural Warranty

Hull & Deck Structure: Hull/deck joints, bulkheads, floor, transom, stringers, motor mounts

Transferable: Fully transferable

Five Year Bow to Stern Component Warranty

Components: All components manufactured or purchased (excluding hull and deck structural components)

Canvas: All canvas

Upholstery: All upholstery

Transferable: Fully transferable

Three Year Gelcoat Finish Warranty

Transferable: Fully transferable

*Service Assist - up to \$100 per claim

On-Water Towing: Applicable to Cobalt 5 year Bow to Stern Component Warranty or Engine Manufacturer Warranty

Hoist/Lift Out: Applicable to Cobalt 5 year Bow to Stern Component Warranty or Engine Manufacturer Warranty

Haul-Out: Applicable to Cobalt 5 year Bow to Stern Component Warranty or Engine Manufacturer Warranty

Dockside Repair Call: Applicable to Cobalt 5 year Bow to Stern Component Warranty or Engine Manufacturer Warranty

Engine Warranty – Manufacturer Direct

Volvo Penta Stern Drive: 2 + 3 Factory Protection Program – North America only (outside North America 2 Year Warranty)

MerCruiser Stern Drive: Five (5) Year Power of Protection Warranty - US and Canada only (International Coverage is regional)

Volvo Penta Diesel: Two (2) Year Warranty

Mercury Outboard: Three (3) Year Warranty

Yamaha Outboard: Three (3) Year Warranty

See written warranties and service agreement for specific coverages.
*Documentation will be required in order to receive the Service Assist benefit.

Color Selections

Actual colors may vary due to the limitations of the digital process and the viewing device calibration. Consult your Cobalt dealer as equipment and specifications are subject to change without notice.

Cockpit Interior Selections

SADDLE INTERIOR (with standard carpet)



SEAGRASS
(carpet option)



TERRA BROWN INTERIOR (with standard carpet)



SEAGRASS
(carpet option)



GENEVA INTERIOR (with standard carpet)



SEAGRASS
(carpet option)




TAHOE GREY INTERIOR (with standard carpet)



SEAGRASS
(carpet option)



TITANIUM INTERIOR (with standard carpet)



SEAGRASS
(carpet option)



Exterior Colors and Graphic Styles

Design Your Dream - Online model specific configurator at www.CobaltBoats.com



3 COLOR CUSTOM GRAPHICS

White base gelcoat with any primary hull color plus an accent.



3 COLOR CUSTOM WITH EDGE GRAPHICS

White base with any side hull color plus boot stripe and edge arc accent. R models only.



CLASSIC GRAPHICS

White base gelcoat with one primary hull color.




CLASSIC WITH EDGE GRAPHICS

White base with any side hull color plus edge arc accent. R models only.



SPORT GRAPHICS

White hull with a single accent stripe.




SPORT WITH EDGE GRAPHICS

White base with boot stripe and edge arc accent. R models only.



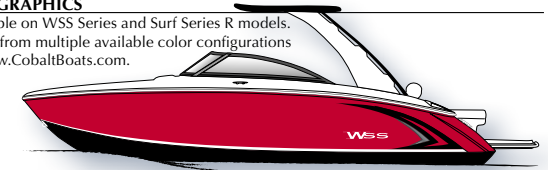
FULL COLOR HULL BOTTOM

Primary hull color fully to the keel. Not available on A-Series or models 30' and larger.




WSS GRAPHICS

Available on WSS Series and Surf Series R models. Select from multiple available color configurations at www.CobaltBoats.com.




ALL WHITE

White hull and deck.



LINX GRAPHICS

Available on Surf Series R models. Select from multiple available color configurations at www.CobaltBoats.com.



Stereo System Packages

Standard Sound

- Rockford Fosgate Hide-Away Unit
- Rockford Remote at Helm (Transom Remote Optional)
- JL Speakers, 1pr Bow, 2pr Cockpit (1pr Hardtop Speakers, if equipped)

Premium Sound

- Rockford Fosgate Hide-Away Unit
- Rockford Remote at Helm and Transom
- Rockford Amplifiers – Up to 1,400 Watts
- JL Speakers, 1pr Bow, 2pr Cockpit, 1pr Transom*, Kicker Tweeters where equipped (1pr Hardtop Speakers, if equipped)
- JL Subwoofer – 1ea
- Optional 8" JL Tower Speakers & Amp, 1pr – 400 Watts
- Optional 8" JL Tower Speakers & Amp, 2pr – 800 Watts

Platinum Sound

- Rockford Fosgate Hide-Away Unit
- Rockford Remote at Helm and Transom
- Roswell Amplifiers – Up to 2,200 Watts
- Roswell R1 Speakers, 1pr Bow, 2pr Cockpit, 1pr Transom*, Kicker Tweeters where equipped (1pr Hardtop Speakers, if equipped)
- Roswell R1 Subwoofers – 2ea Most Models
- Speakers are RGB Light Ready

Platinum Sound w/Tower Speakers

- Rockford Fosgate Hide-Away Unit
- Rockford Remote at Helm and Transom
- Roswell Amplifiers – Up to 2,800 Watts
- Roswell R1 Speakers, 1pr Bow, 2pr Cockpit, 1pr Transom*, Kicker Tweeters where equipped. (1pr Hardtop Speakers, if equipped)
- Roswell R1 Subwoofers – 2ea Most Models
- Roswell R1 8" Tower Speakers, 2pr – RGB Light Ready

Tops and Covers

Color-matched and custom-tailored, Cobalt bimini tops, enclosures and tonneau covers are made of a premium acrylic marine canvas. This material is extremely strong and fade-resistant, with superior water resistance. Yet it breathes, resisting rot and mildew.

Bimini tops setup rock solid with Cobalt's easily adjustable stainless steel turn-buckle supports. Rigidity simply not found with the use of fabric straps.

The Premium Bimini Top with Easy-Fold stanchions (below) make storing or trailing your boat with the top in a lower position a simple one-person operation.



Bow & Cockpit Tonneau Covers



Mooring Cover



Premium Bimini Top



Full Canvas Enclosure (shown on A40)



Arch Hard Top



Arch Hard Top with extending shade



R Models Surf and WSS Arch Bimini Top



Surf & WSS Folding Arch Bimini Top