



24SD

COBALT BOATS

SD SERIES

COBALT 24SD



Hello there, gorgeous.

Take a ride on the 24SD and you will notice all the expected Cobalt standards: quickness to plane, smooth ride, stability in turns. And does she wow. Heads will turn in amazement as she glides across the chop with all smiles aboard. You should expect that of Cobalt craftsmanship. And what will exceed those expectations is what lies inside.

From the multi-use sunpad and adjustable backrest, to the plush seating arrangements and well-placed storage compartments, the 24SD features impeccable amenities that make everyone on board feel important. And be sure to invite all your extra buddies, too, because the broad shaped bow has plenty of room for extra seating.

One can choose from the countless list of possibilities – cockpit galley with sink, stand at the bow with filler cushion out, or fill the area for maximum sunning pleasure. Flip down those armrests, sit back and relax. Anchor at the beach and use our convenient beach boarding ladder to do some exploring. Or head to the transom and take a quick dip using the exclusive swim step.

It's all here. Everything you need to keep the party going, at the pace appropriate to your needs of the moment.



24SD



24SD

SDSERIES



COBALT 24SD



SPECIFICATIONS

Length Overall w/ Swim Platform	24' 6"	7.47 m
Beam	8' 6"	2.59 m
Interior Cockpit Width	91"	2.31 m
Deadrise at Transom	21°	21°
Fuel Capacity	50 gal	189 L
Freshwater Capacity	10 gal	37.8 L
Holding Tank Capacity	10 gal	37.8 L
Bridge Clearance w/o Bimini	4' 11"	1.50 m
Bridge Clearance w/Arch or Tower	8' 1"	2.46 m
Draft Drive Up	25"	.63 m
Draft Drive Down	37"	.94 m
Dry Weight	4800 lbs	2177 kg
Boat Certified Capacity	13 persons	
Boat Certified Capacity w/gear	1850 lbs	839 kg

WSS

Water Sports Series Compatible

MERCUISER STERNDRIVE POWER

350 Mag MPI ECT B3	300 hp	221 PkW
377 Mag MPI ECT B3	320 hp	239 PkW
8.2 Mag ECT B3X	380 hp	283 PkW
8.2 Mag HO ECT B3X	430 hp	321 PkW

VOLVO PENTA STERNDRIVE POWER

V8-300C DP	300 hp	221 PkW
V8-320C DP	320 hp	239 PkW
V8-350C DP	350 hp	257 PkW
V8-380C DP	380 hp	283 PkW
V8-430CE DP (includes EVC)	430 hp	321 PkW

ENGINE OPTIONS

- Anti-Corrosion System
- DTS (Merc)
- EVC (Volvo)
- Ocean-X (Volvo)
- Seacore (Merc)
- Tow Mode (Volvo EVC)

COBALT 24SD



STANDARD EQUIPMENT

Dash and Instrumentation

Accessory Power Plug - 12 Volt
Aluminum Dash Panels
Black Leather/SS Steering Wheel
Compass
Composite Helm Eyebrow,
Custom Stitching
Depth & Water/Air Temp Gauge Pkg.
Hour Meter
Stainless Steel Switches
Wood Dash/Trim Pkg., Oil Rubbed

Stereo

iPod/MP3 Port
Stereo Remote, Dash
Stereo System w/6 Spkrs., Bluetooth

Exterior

Anchor Locker
Bow Boarding Ladder, SS
Bow Scuff Plate, Stainless Steel
Extended Running Surface
Flip-Down Swim Step w/o Ladder
Graphics, Molded-In Gelcoat
Midship Cleats
Motorbox Actuator
Ski Pylon - Stainless Steel
SS Tubular Platform Perimeter Rail
Stainless Top Trim Windshield
Swim Platform, Extended w/Ladder

Interior

L Lounge Cockpit Seating
Aft Sunpad w/Adjustable Backrest
Aft Walk-Thru Carpet
Aft Walk-Thru Door
Aft Walk-Thru Gate
Bench Seat Storage (bow & cockpit)
Bow Walk-Thru Door
Carpet, 40 oz., Snap-In w/Neoprene Back
Cockpit Seat, Stbd. (replaces Galley)
Cockpit Storage Console
Double-Wide Helm Seat
Head w/Porta Potti
Passenger Seat Flip Backrest System
Removable Bow & Cockpit Carpet
Seating Varadense Comfort
Walk-Thru Transom
Wrap-Around Bow Seating w/Stbd Cushion

Structure / Safety / Performance

10/5/3 Year Warranty Protection
Battery Switch, Single
Circuit Breaker Protected Elec System
Composite Floor
Composite Transom
Fiberglass Cockpit Liner
Fiberglass Stringer System
Fire Extinguisher, Manual
Ignition Safety Switch
Kevlar Reinforced Hull
Stainless Steel Windshield Braces
Through Prop Exhaust

OPTIONAL EQUIPMENT

Canvas

Bimini Top
Bow Tonneau Cover
Cockpit Tonneau Cover
Mooring Cover

Dash and Instrumentation

GPS w/Weather, Garmin 640, w/maps
GPS, Garmin 640, w/maps
Rudder Indicator, Merc
Rudder Indicator, Volvo

Stereo

Premium Sound System w/
Transom Remote
Premium Sound w/Transom
Remote & Speakers
Satellite Radio System
Speakers, Arch/Tower-1 pr.
Stereo Remote, Transom

Exterior

Arch-Black, Alum, Electric w/Bimini
Arch-Black, Alum, Fwd. Folding w/Bimini
Arch-White, Alum, Electric w/Bimini
Arch-White, Alum, Fwd. Folding w/Bimini
Arch, Stainless Steel w/Bimini
Bow & Transom Shower Pkg.
COBALT Oval Logo, Recessed
Fender Clips w/Line (4)
Flagpole w/Flag
Portal Light (1 in Head Compartment)
Sof-Trac Mat
Swim Platform Transom Lighting
Transhield Shipping Cover

Transom Tilt Switch
Underwater Lighting
Wakeboard Racks (Tower/Arch)

Interior

Air Compressor w/Holder
Bow Center Cushion Insert
Carpet, Cesara (Terra only)
Cockpit Heater
Dinette Table w/CP, Bow & SP Receptacles
Floor Covering, Sea Grass
Galley, Cockpit w/Sink (Replaces Seat)
Grey Water System
Head w/Electric Porcelain Toilet
Head w/Electric Porcelain, Macerator
Head w/Pump Out Porta Potti
Head w/Pump Out Porta Potti, Macerator
LED Interior Accent Lighting (blue)
Refrigerator (cockpit)
Remote Courtesy Lights w/key fob
Sink Console (head compartment)
Stainless Steel Foot Tread (helm only)
Throw Pillows, cockpit

Structure / Safety / Performance

Battery Maintainer/Charger, 110v
Battery Maintainer/Charger, 220v
Battery Switch, Dual w/ACR
Captain's Call Exhaust
Captain's Call Plus (w/Mufflers)
CE Requirements w/Automatic
Fire Extinguisher
Cruise Control-Smart Tow (Merc DTS sgl)
Cruise Control-Zero Off (Vol sgl eng)
Drivers Rearview Mirror (W/S Mount)
Fire Extinguisher, Automatic System
Tool Kit
Trim Tabs w/Indicators, w/Autoglide
Trim Tabs w/Indicators

COBALT BOATS

It is a relationship like no other – boats and their owners. It is that first grip at the helm that releases a sense of assurance down the spine. At that very moment...a promise is made. With each ride, with each cruise comes conversation, laughter and pure enjoyment afloat. At that very moment, a bond is formed on trust, but not just that, a type of trust that feels like family. And with that trust arises a certain lifestyle, an opportunity for families to come together and enjoy what life is truly about. It is a type of confidence that only a Cobalt can instill in its owner.

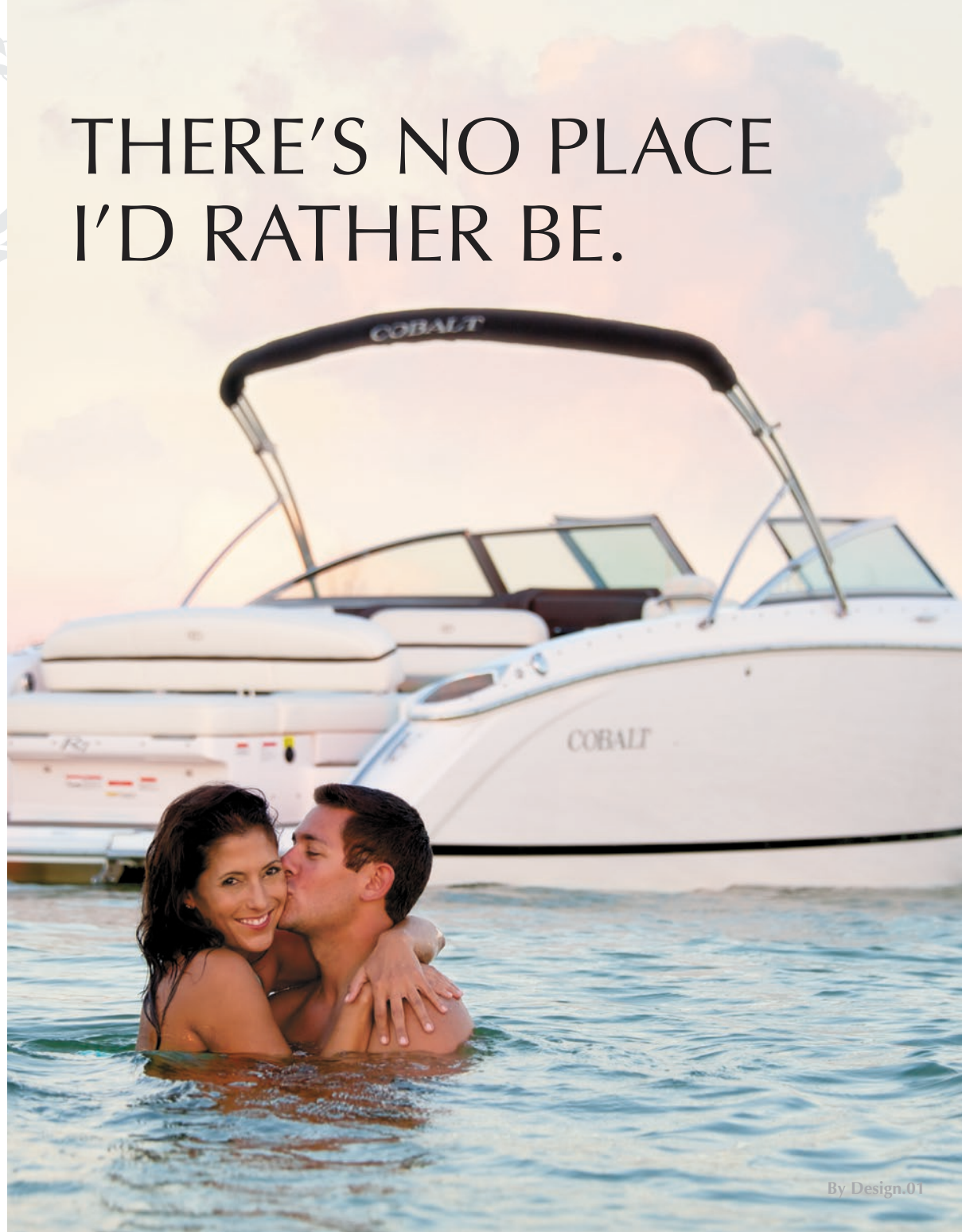
Cobalt Boats is a company that believes the best work is done by hand. And with heart. Those intricate tools allow us to craft with knowledge, imagination, a careful eye, the best boat on the water. We understand the role of technology in this digital age, but we know better than to let it drive us completely away from the personal touches that hand craftsmanship ensures. As we embrace this in many ways, we equally embrace the skillful experience of our associates. For almost fifty years, this has been our philosophy and we are not changing now.

Our Cobalt family believes we have a unique opportunity to enrich life, to help create life-long memories, to arouse a passion for the boating lifestyle. We vow to work tirelessly, creating the most innovative, well-engineered, and best performing boats imaginable. We vow to let our work be consumed by every little detail, every aspect of fit and finish.

This classic tradition will continue in our daily pursuit to build not just boats, but deep personal possessions. We will continue on with our philosophy of compromising absolutely nothing, especially when it comes to constructing piece by piece a watercraft that will create memories of a lifetime.

Here's to another year of building, with our own hands, a vehicle that glides across the water, a boat that utters luxury and perfection. So read on, we say. Consume yourself in the images and lyrics of a boating lifestyle. We are excited to share Cobalt's passions and why we do what we do for our customers everyday. You drive us to exceed your expectations. Thank you and welcome to the family.

THERE'S NO PLACE I'D RATHER BE.



COBALT BOATS

Fine Detailed Interiors

Cobalt interiors speak of timeless sophistication, a subtle elegance made possible only by hand-craftsmanship, by design that anticipates the needs and wishes of boaters worldwide. Personally crafted, a seamless composition of luxurious upholstery paired with oil rubbed macassar trim. Details that make everyone aboard marvel in her beauty and sophistication. All of this, engineered, designed, and crafted with pride by Cobalt.

Move about and feel the warmth of premium materials, bringing to life a space so real, so home. The feeling is relaxed as you glance through the textural variations and intricately detailed furnishings aboard. The finest marine-grade fabrics available wrapped around you in comfort, in style.

And stand behind the helm for an even more distinguished presence. Feel the details of the leather wrapped steering wheel, its smooth nature and ravishing digital design. Beneath the feet lies our stunning and durable sea grass weave flooring, an option that expresses a modern touch. It is these finely detailed interiors, these little nuances that create the best boat on the water...

- Hand-sewn interior details
- Double-needle stitching
- Hand crafted helm with detailed stitching
- Wood dash and trim package
- Digital multi-function gauges and aircraft inspired stainless steel switches

Cobalt's Varadense seating construction utilizes variable densities of foam layered for exceptional support and comfort. Our composite seat bases provide the confidence of a rot free foundation.



COBALT BOATS

Exceptional Methods of Construction


The beauty of a Cobalt boat runs as deep as the deepest ocean. Cobalt's lamination schedule begins with a premium buff-back gel coat which provides the legendary mirror like finish. A barrier coat incorporates a protective seal for a brilliantly smooth base coat and unparalleled blister resistance. Cobalt laminates, by hand, up to 16 alternating layers of fiberglass and woven roving to build a structural hull designed and crafted for a lifetime of boating pleasure. The honeycomb composite coring is integrated in flooring surfaces to optimize strength-to-weight ratios and to maximize sound dampening and vibration resistance. Gelcoat, graphic accents ensure that the style lines luster will shine for many years to come.

- Barrier coat – a Cobalt exclusive
- 100% hand-laid hulls, reinforced with Kevlar™
- Composite construction on all structural components
- Cushioned lids with knuckled hinges for easy access to storage
- Exceptional stainless hardware
- Integrated bow eye with a scuff plate for protection from trailer marks
- Gelcoat graphics

Rest assured that the little details of construction do their work quietly, contributing to big enjoyment when no one but you need notice.


Hand Laid Hull Side

24oz. Woven Roving
Fiberglass Mat
Fiberglass Mat
Spraycor®
Fiberglass Mat
Fiberglass Mat
Barrier Coat
Gelcoat



HAND LAYER HULL CONSTRUCTION

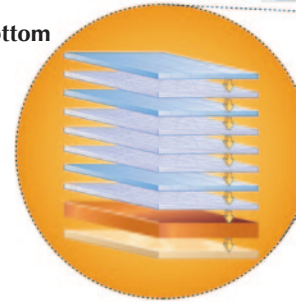
Nida-Core Floor



Gelcoat Graphics

Hand Laid Hull Bottom

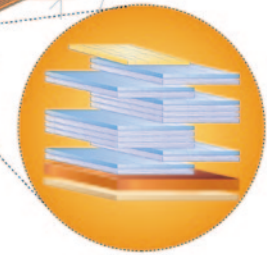
24oz. Woven Roving
Fiberglass Mat
24oz. Woven Roving
Fiberglass Mat
Fiberglass Mat
Fiberglass Mat
24oz. Woven Roving
Fiberglass Mat
Barrier Coat
Gelcoat



Kevlar® Reinforced

Fiberglass Stringers and Motor Mounts

Double Thickness at Keel




COBALT BOATS

Customer Inspired Innovations

The Swim Platform

Cobalt's swim platforms are large, welcoming and safe, suspended just above the waterline for easy use in all water-borne activities. Oversized, polished stainless steel tubing wraps every platform to protect the boat when docked. Cobalt's exclusive and patented swim step requires only two easy flips: down to use, back to stow. The swim step makes boarding your Cobalt a breeze, and provides a perfectly cool resting area. Illuminate the platform above or below the waterline with option choices to suit your desires.



Industry Firsts and Real-World Solutions

For almost fifty years, Cobalt has brought innovative functionality to the marketplace. Other marine manufacturers have followed suit. Again this year, we will show an entire industry exactly the way to go.

- Stainless-steel adjustable stanchions to secure and tighten bimini tops with innovative built-in turnbuckle -- no fabric straps here
- Our often-imitated, never-duplicated flip-lip seat bolster – the captain sits high and comfortable, enjoying the full thrill of the ride
- A safer latch for the windshield walk-thru, holding the door securely open – yet another Cobalt first
- Cobalt's extended running surface for quicker planing, firm and true turns, minimized bow rise, and greater lift at the stern
- Cobalt's Sof-Trac mat dresses up your swim platform and is gentle on swim suits and wakeboards, and tremendous traction, even when wet
- Our fender clips deploy your fenders smartly and quickly, always in the right place, and keep your deck cleats free for dock lines



Ten Year Protection

Hull & Deck Structure: Floors, stringers, bulkheads, motor mounts, transom, all deck and hull joints

Five Year Protection

Engine: Internally lubricated parts

Stern Drive: Internally lubricated parts in upper and lower housings, stern drive control system: power steering pump, power steering cooler, TVM module, TVM cylinder, joystick

Intermediate Housing: Shaft, U-joints, bearings

Steering: Helm, rack, cable, pump, seals and gaskets

Power Trim: Pump, cylinders, solenoids, switches, seals and gaskets

Electrical: Alternator, voltage regulator, electronic ignition module, ignition coil, starter motor, wiper motor, engine wiring harness, courtesy lights, docking lights, battery switch, battery isolator, bow light, horn, anchor light, spotlight, blower motor, electric hatch motor and switch

Fuel Delivery: Fuel injection control units and injectors, fuel injection pump, fuel injector rails, fuel delivery pump, flame arrestor

Controls: Control box, neutral safety switch, cables

Instrumentation: Tachometer, oil pressure, volt gauge, hour meter, speedometer, engine temperature, trim gauge, fuel gauge, air/water temperature

Accessories: Air conditioner, cockpit heater, engine battery charger, compass, depth finder, transducer and wiring harness, generator, refrigerator, galley sink and faucet, shore power, stainless steel deck railings, stainless steel rubrail, stainless steel hardware, stereo/CD player, amplifier(1), dash stereo remote, trim tabs, freshwater pump, toilet, stove, microwave, windlass

Electronics: Radar, GPS, VHF radio

Non-Defect Failures: Overheating, pre-ignition, detonation, scored pistons, scored cylinders, tuliped valves, carbonized rings, heat collapsed rings, burnt valves, bent valves, warped heads, heat cracked heads and block (excludes freezing), thermostat failures, sensor failures

Additional Benefits: Choice of towing, dock side assistance, hoist and lift out or pick up and delivery. Taxes, shop supplies, lubricants, coolants, filters, spark plugs, hoses, clamps, belts, engine tuning, and lake/sea trial when necessary for a covered repair.

Three Year Protection

Gelcoat Finish: Protection from stress cracks, air voids or blisters

Upholstery/Canvas: Protection from defective materials or workmanship

Components: Manufactured by Cobalt


See written warranties for specific coverage. Coverage is subject to change and may vary outside the U.S.A.



2015 COLOR SELECTIONS

Cockpit Interiors


SADDLE INTERIOR
with standard carpet




CESARA
carpet option



SEAGRASS
carpet option




TERRA BROWN INTERIOR
with standard carpet



CESARA
carpet option



SEAGRASS
carpet option




GENEVA INTERIOR
with standard carpet




CESARA
carpet option



SEAGRASS
carpet option



TAHOE GREY INTERIOR
with standard carpet



SEAGRASS
carpet option



Cabin Interiors

COASTAL BLUE



SEA SPRAY



SUNSET



Exterior Colors and Graphic Styles



3 COLOR CUSTOM GRAPHICS

White base gelcoat with any primary hull color plus an accent. Available on all models.



3 COLOR CUSTOM WITH EDGE GRAPHICS

White base with any side hull color plus boot stripe and edge arc accent. R models only.



CLASSIC GRAPHICS

White base gelcoat with one primary hull color. Available on all models.



CLASSIC WITH EDGE GRAPHICS

White base with any side hull color plus edge arc accent. R models only.



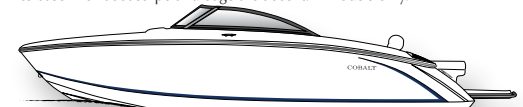
SPORT GRAPHICS

White hull with a single accent stripe. Available on all models.



SPORT WITH EDGE GRAPHICS

White base with boot stripe and edge arc accent. R models only.




FULL COLOR HULL BOTTOM

Primary hull color fully to the keel. Not available on A-Series or models 296 and larger.



WSS GRAPHICS

Select from multiple available color configurations at www.CobaltBoats.com.



ALL WHITE

White hull and deck. Available on all models.



Actual colors may vary due to the limitations of the display method and the light under which they are viewed. Consult your Cobalt dealer as equipment and specifications are subject to change without notice.