



296

COBALT BOATS

BR SERIES

# COBALT 296



## Here comes the 296, a go-anywhere and do-anything type of flagship.

For a boat of its length and beam, the single-engine 296 jumps on plane with noteworthy suddenness. With two engines, this boat launches full steam ahead. Yet the ride here is hushed, soothing, and soft, much like the 296's interior, with layout options galore. From throw pillows to club configuration, this model has space more limousine than marine. The comfort accumulates astern in all-weather, personalized luxury straight out of your living room. Wraparound conversation is waiting in the bow. Not to mention roomy enough for fifteen fun-havers and storage for days.

The options list is meaningful – refrigerators and joysticks, a touch-screen GPS, and arches with hardtops featuring LED indirect lighting. A beach of a sunpad is glorious for those basking in the warm summer light. The power options are stout and authoritative. The hull yearns for open water, ready to show off handling at once robust and responsive.

The 296 is a loving marriage of refinement and raw power. A diamond on an aquamarine sea.



296



296



# 296



**BR**SERIES

## COBALT 296



### SPECIFICATIONS

|                                 |                 |         |
|---------------------------------|-----------------|---------|
| Length Overall w/ Swim Platform | 30' 2"          | 9.19 m  |
| Hull Length                     | 28' 5"          | 8.69 m  |
| Beam                            | 9' 5"           | 2.90 m  |
| Interior Cockpit Width          | 8' 8"           | 2.64 m  |
| Deadrise at Transom             | 21°             | 21°     |
| Fuel Capacity                   | 123 gal         | 457 L   |
| Freshwater Capacity             | 18 gal          | 68 L    |
| Holding Tank Capacity           | 18 gal          | 68 L    |
| Bridge Clearance w/o Bimini     | 4' 11"          | 1.49 m  |
| Bridge Clearance w/Arch         | 7' 11"          | 2.41 m  |
| Draft Drive Up, Single Eng.     | 25"             | 63.5 cm |
| Draft Drive Down, Single Eng.   | 37"             | 93.9 cm |
| Draft Drive Up, Twin Eng.       | 27"             | 68.6 cm |
| Draft Drive Down, Twin Eng.     | 39"             | 99 cm   |
| Dry Weight, w/Single Engine     | 7350 lbs        | 3334 kg |
| Dry Weight, w/Twin Engines      | 8740 lbs        | 3964 kg |
| Boat Certified Capacity         | Yacht Certified |         |
| Boat Certified Capacity w/gear  | Yacht Certified |         |

### MERCUISER STERNDRIVE POWER

|                         |        |         |
|-------------------------|--------|---------|
| 8.2 Mag ECT B3X         | 380 hp | 283 PkW |
| 8.2 Mag HO ECT B3X      | 430 hp | 321 PkW |
| Twin 350 Mag MPI ECT B3 | 300 hp | 224 PkW |
| Twin 377 Mag MPI ECT B3 | 320 hp | 239 PkW |
| Twin 8.2 Mag ECT B3X    | 380 hp | 283 PkW |
| Twin 8.2 Mag HO ECT B3X | 430 hp | 321 PkW |

### VOLVO PENTA STERNDRIVE POWER

|                                 |        |         |
|---------------------------------|--------|---------|
| V8-380C DP                      | 380 hp | 283 PkW |
| V8-430CE DP (includes EVC)      | 430 hp | 321 PkW |
| Twin V8-300C DP                 | 300 hp | 224 PkW |
| Twin V8-320C DP                 | 320 hp | 239 PkW |
| Twin V8-350C DP                 | 350 hp | 257 PkW |
| Twin V8-380C DP                 | 380 hp | 283 PkW |
| Twin V8-430CE DP (includes EVC) | 430 hp | 321 PkW |

### ENGINE OPTIONS

- Anti-Corrosion System
- Axius Basic (DTS)
- DTS (Merc)
- EVC (Volvo)
- Joystick Sterndrive (EVC)
- Ocean-X (Volvo)
- Seacore (Merc)
- Tow Mode (Volvo-Single EVC)
- Seacore (Merc)

# COBALT 296



## STANDARD EQUIPMENT

### Dash and Instrumentation

Accessory Power Plug - 12 Volt  
Aluminum Dash Panels  
Binnacle Mount Control-Single Engine  
Compass (digital)  
Composite Helm Eyebrow,  
Custom Stitching  
Depth & Water/Air Temp Gauge Pkg.  
Hour Meter  
Livorsi Engine Controls-Twin Engines  
Premium Black Leather/SS Steering Wheel  
Stainless Steel Switches

### Stereo

iPod/MP3 Port  
Standard Sound w/6 Spkrs., Bluetooth  
Stereo Remote, Dash

### Exterior

Anchor Locker  
Bow Scuff Plate, Stainless Steel  
Extended Running Surface  
Graphics, Molded-In Gelcoat  
Midship Cleats  
Motorbox Actuator  
Ski Pylon - Stainless Steel  
SS Tubular Platform Perimeter Rail  
Stainless Steel Engine Vents  
Stainless Top Trim Windshield  
Swim Platform, Extended w/Ladder

### Interior

Aft Sunpad w/Walk-Thru Transom  
Aft Walk-Thru Carpet  
Air Compressor w/Holder  
Bow Walk-Thru Doors  
Carpet, 40 oz., Snap-In w/Neoprene Back  
Double-Wide Helm Seat w/Adj. Backrest  
Double-Wide Passenger  
Seat w/Adj. Backrest  
Head w/Pump Out Porta Potti  
Removable Bow & Cockpit Carpet  
Seating Varadense Comfort  
Sink Console (head compartment)  
Trash Receptacle

### Structure / Safety / Performance

10/5/3 Year Warranty Protection  
Battery Switch, Dual w/ACR  
Circuit Breaker Protected Elec System

Composite Floor  
Composite Seat Bases  
Composite Transom  
Fiberglass Cockpit Liner  
Fiberglass Stringer System  
Fire Extinguisher, Manual  
Ignition Safety Switch  
Kevlar Reinforced Hull  
Stainless Steel Windshield Braces  
Through Prop Exhaust

## OPTIONAL EQUIPMENT

### Canvas

Bimini Top  
Bow Tonneau Cover  
Cockpit Tonneau Cover  
Mooring Cover

### Dash and Instrumentation

GPS w/Weather, Garmin 640, w/maps  
GPS, Garmin 640, w/maps  
Livorsi Engine Controls-Single Engine  
Rudder Indicator, Merc  
Rudder Indicator, Volvo  
Windshield Wiper-Starboard  
Wood Dash/Trim Pkg., Oil Rubbed

### Stereo

Premium Sound w/Transom Remote  
Premium Sound w/Transom  
Remote & Speakers  
Satellite Radio System  
Stereo Remote, Transom

### Exterior

Arch, Bi-Color Lighting  
Arch, Stainless Steel w/Bimini Top  
Arch, Stainless Steel w/Hard Top  
COBALT Oval Logo, Recessed  
Docking Lights-Stainless Steel  
Fender Clips w/Line (4)  
Flagpole w/Flag  
Flip-Down Swim Step w/Ladder  
Flip-Down Swim Step w/o Ladder  
Portal Light (1 in Head Compartment)  
Sof-Trac Mat (std swim platform)  
Sof-Trac Mat (swim platform w/step)  
Swim Platform Transom Lighting  
Teak Accent Package  
Transhield Shipping Cover

Transom Shower  
Transom Tilt Switch, single engine  
Transom Tilt Switches, twin engines  
Underwater Lighting

### Interior

Aft Walk-Thru Filler Cushions  
Bow Center Cushion Insert  
Carpet, Cesera (Terra only)  
Cockpit Heater  
Dinette Table w/Bow &  
Cockpit Receptacle  
Floor Covering, Sea Grass  
Galley, Cockpit w/Sink (na w/Club int)  
Grey Water System  
Head w/Pump Out Porta Potti, Macerator  
Head w/VacuFlush  
Head w/VacuFlush, Macerator  
LED Interior Accent Lighting (blue)  
Refrigerator  
Remote Courtesy Lights w/key fob  
Seating, Club  
Seating, Standard (Cushions)  
Seating, Standard (Pillowback)  
Stainless Steel Foot Tread (helm only)  
Throw Pillows, cockpit

### Structure / Safety / Performance

Battery Maintainer/Charger, 110v  
Battery Maintainer/Charger, 220v  
Captain's Call Exhaust-Single Engine  
Captain's Call Exhaust-Twin Engines  
Captain's Call Plus (w/  
Mufflers)-Single Engine  
Captain's Call Plus (w/  
Mufflers)-Twin Engines  
CE Requirements w/Auto Fire Extinguisher  
Cruise Control-Smart Tow (Merc DTS sgl)  
Cruise Control-Zero Off (Vol sgl eng)  
Fire Extinguisher, Automatic System  
Tool Kit  
Trim Tabs w/Indicators, w/Autoglide  
Trim Tabs w/Indicators  
Windlass, All Chain w/Anchor

## COBALT BOATS

It is a relationship like no other – boats and their owners. It is that first grip at the helm that releases a sense of assurance down the spine. At that very moment...a promise is made. With each ride, with each cruise comes conversation, laughter and pure enjoyment afloat. At that very moment, a bond is formed on trust, but not just that, a type of trust that feels like family. And with that trust arises a certain lifestyle, an opportunity for families to come together and enjoy what life is truly about. It is a type of confidence that only a Cobalt can instill in its owner.

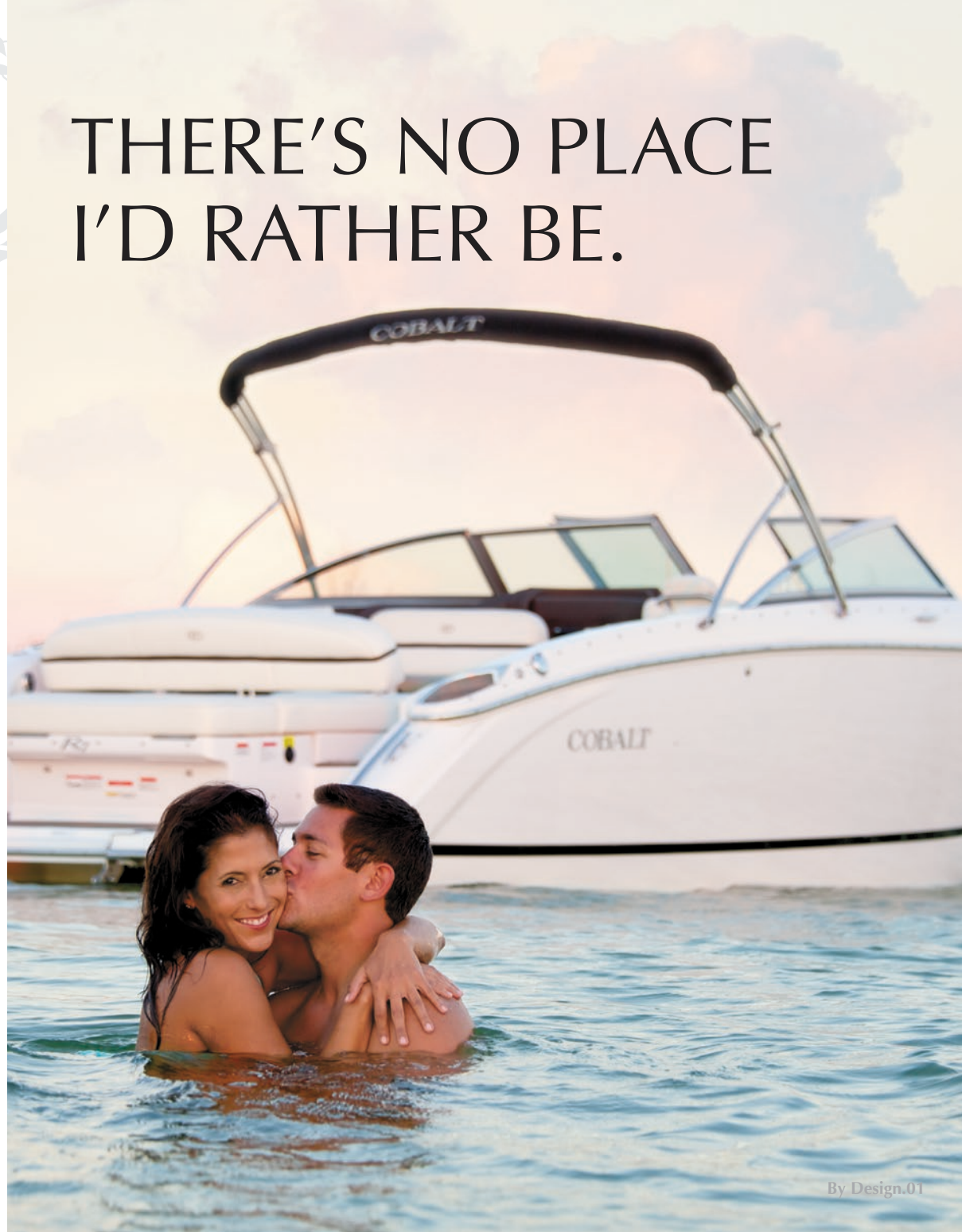
Cobalt Boats is a company that believes the best work is done by hand. And with heart. Those intricate tools allow us to craft with knowledge, imagination, a careful eye, the best boat on the water. We understand the role of technology in this digital age, but we know better than to let it drive us completely away from the personal touches that hand craftsmanship ensures. As we embrace this in many ways, we equally embrace the skillful experience of our associates. For almost fifty years, this has been our philosophy and we are not changing now.

Our Cobalt family believes we have a unique opportunity to enrich life, to help create life-long memories, to arouse a passion for the boating lifestyle. We vow to work tirelessly, creating the most innovative, well-engineered, and best performing boats imaginable. We vow to let our work be consumed by every little detail, every aspect of fit and finish.

This classic tradition will continue in our daily pursuit to build not just boats, but deep personal possessions. We will continue on with our philosophy of compromising absolutely nothing, especially when it comes to constructing piece by piece a watercraft that will create memories of a lifetime.

Here's to another year of building, with our own hands, a vehicle that glides across the water, a boat that utters luxury and perfection. So read on, we say. Consume yourself in the images and lyrics of a boating lifestyle. We are excited to share Cobalt's passions and why we do what we do for our customers everyday. You drive us to exceed your expectations. Thank you and welcome to the family.

# THERE'S NO PLACE I'D RATHER BE.



# COBALT BOATS

## Fine Detailed Interiors

Cobalt interiors speak of timeless sophistication, a subtle elegance made possible only by hand-craftsmanship, by design that anticipates the needs and wishes of boaters worldwide. Personally crafted, a seamless composition of luxurious upholstery paired with oil rubbed macassar trim. Details that make everyone aboard marvel in her beauty and sophistication. All of this, engineered, designed, and crafted with pride by Cobalt.

Move about and feel the warmth of premium materials, bringing to life a space so real, so home. The feeling is relaxed as you glance through the textural variations and intricately detailed furnishings aboard. The finest marine-grade fabrics available wrapped around you in comfort, in style.

And stand behind the helm for an even more distinguished presence. Feel the details of the leather wrapped steering wheel, its smooth nature and ravishing digital design. Beneath the feet lies our stunning and durable sea grass weave flooring, an option that expresses a modern touch. It is these finely detailed interiors, these little nuances that create the best boat on the water...

- Hand-sewn interior details
- Double-needle stitching
- Hand crafted helm with detailed stitching
- Wood dash and trim package
- Digital multi-function gauges and aircraft inspired stainless steel switches

Cobalt's Varadense seating construction utilizes variable densities of foam layered for exceptional support and comfort. Our composite seat bases provide the confidence of a rot free foundation.





# COBALT BOATS

## Exceptional Methods of Construction


The beauty of a Cobalt boat runs as deep as the deepest ocean. Cobalt's lamination schedule begins with a premium buff-back gel coat which provides the legendary mirror like finish. A barrier coat incorporates a protective seal for a brilliantly smooth base coat and unparalleled blister resistance. Cobalt laminates, by hand, up to 16 alternating layers of fiberglass and woven roving to build a structural hull designed and crafted for a lifetime of boating pleasure. The honeycomb composite coring is integrated in flooring surfaces to optimize strength-to-weight ratios and to maximize sound dampening and vibration resistance. Gelcoat, graphic accents ensure that the style lines luster will shine for many years to come.

- Barrier coat – a Cobalt exclusive
- 100% hand-laid hulls, reinforced with Kevlar™
- Composite construction on all structural components
- Cushioned lids with knuckled hinges for easy access to storage
- Exceptional stainless hardware
- Integrated bow eye with a scuff plate for protection from trailer marks
- Gelcoat graphics

Rest assured that the little details of construction do their work quietly, contributing to big enjoyment when no one but you need notice.


### Hand Laid Hull Side

24oz. Woven Roving  
Fiberglass Mat  
Fiberglass Mat  
Spraycor®  
Fiberglass Mat  
Fiberglass Mat  
Barrier Coat  
Gelcoat



## HAND LAYER HULL CONSTRUCTION

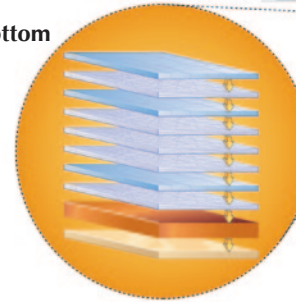
### Nida-Core Floor



### Gelcoat Graphics

### Hand Laid Hull Bottom

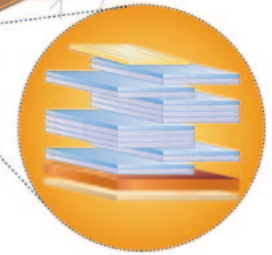
24oz. Woven Roving  
Fiberglass Mat  
24oz. Woven Roving  
Fiberglass Mat  
Fiberglass Mat  
Fiberglass Mat  
24oz. Woven Roving  
Fiberglass Mat  
Barrier Coat  
Gelcoat



### Kevlar® Reinforced

### Fiberglass Stringers and Motor Mounts

### Double Thickness at Keel



# COBALT BOATS

## Customer Inspired Innovations

### The Swim Platform

Cobalt's swim platforms are large, welcoming and safe, suspended just above the waterline for easy use in all water-borne activities. Oversized, polished stainless steel tubing wraps every platform to protect the boat when docked. Cobalt's exclusive and patented swim step requires only two easy flips: down to use, back to stow. The swim step makes boarding your Cobalt a breeze, and provides a perfectly cool resting area. Illuminate the platform above or below the waterline with option choices to suit your desires.



### Industry Firsts and Real-World Solutions

For almost fifty years, Cobalt has brought innovative functionality to the marketplace. Other marine manufacturers have followed suit. Again this year, we will show an entire industry exactly the way to go.

- Stainless-steel adjustable stanchions to secure and tighten bimini tops with innovative built-in turnbuckle -- no fabric straps here
- Our often-imitated, never-duplicated flip-lip seat bolster – the captain sits high and comfortable, enjoying the full thrill of the ride
- A safer latch for the windshield walk-thru, holding the door securely open – yet another Cobalt first
- Cobalt's extended running surface for quicker planing, firm and true turns, minimized bow rise, and greater lift at the stern
- Cobalt's Sof-Trac mat dresses up your swim platform and is gentle on swim suits and wakeboards, and tremendous traction, even when wet
- Our fender clips deploy your fenders smartly and quickly, always in the right place, and keep your deck cleats free for dock lines



**Ten Year Protection**

**Hull & Deck Structure:** Floors, stringers, bulkheads, motor mounts, transom, all deck and hull joints

**Five Year Protection**

**Engine:** Internally lubricated parts

**Stern Drive:** Internally lubricated parts in upper and lower housings, stern drive control system: power steering pump, power steering cooler, TVM module, TVM cylinder, joystick

**Intermediate Housing:** Shaft, U-joints, bearings

**Steering:** Helm, rack, cable, pump, seals and gaskets

**Power Trim:** Pump, cylinders, solenoids, switches, seals and gaskets

**Electrical:** Alternator, voltage regulator, electronic ignition module, ignition coil, starter motor, wiper motor, engine wiring harness, courtesy lights, docking lights, battery switch, battery isolator, bow light, horn, anchor light, spotlight, blower motor, electric hatch motor and switch

**Fuel Delivery:** Fuel injection control units and injectors, fuel injection pump, fuel injector rails, fuel delivery pump, flame arrestor

**Controls:** Control box, neutral safety switch, cables

**Instrumentation:** Tachometer, oil pressure, volt gauge, hour meter, speedometer, engine temperature, trim gauge, fuel gauge, air/water temperature

**Accessories:** Air conditioner, cockpit heater, engine battery charger, compass, depth finder, transducer and wiring harness, generator, refrigerator, galley sink and faucet, shore power, stainless steel deck railings, stainless steel rubrail, stainless steel hardware, stereo/CD player, amplifier(1), dash stereo remote, trim tabs, freshwater pump, toilet, stove, microwave, windlass

**Electronics:** Radar, GPS, VHF radio

**Non-Defect Failures:** Overheating, pre-ignition, detonation, scored pistons, scored cylinders, tuliped valves, carbonized rings, heat collapsed rings, burnt valves, bent valves, warped heads, heat cracked heads and block (excludes freezing), thermostat failures, sensor failures

**Additional Benefits:** Choice of towing, dock side assistance, hoist and lift out or pick up and delivery. Taxes, shop supplies, lubricants, coolants, filters, spark plugs, hoses, clamps, belts, engine tuning, and lake/sea trial when necessary for a covered repair.

**Three Year Protection**

**Gelcoat Finish:** Protection from stress cracks, air voids or blisters

**Upholstery/Canvas:** Protection from defective materials or workmanship

**Components:** Manufactured by Cobalt


See written warranties for specific coverage. Coverage is subject to change and may vary outside the U.S.A.



# 2015 COLOR SELECTIONS

## Cockpit Interiors


**SADDLE INTERIOR**  
with standard carpet



**CESARA**  
carpet option



**SEAGRASS**  
carpet option




**TERRA BROWN INTERIOR**  
with standard carpet



**CESARA**  
carpet option



**SEAGRASS**  
carpet option




**GENEVA INTERIOR**  
with standard carpet




**CESARA**  
carpet option



**SEAGRASS**  
carpet option



**TAHOE GREY INTERIOR**  
with standard carpet



**SEAGRASS**  
carpet option



## Cabin Interiors

**COASTAL BLUE**



**SEA SPRAY**



**SUNSET**



## Exterior Colors and Graphic Styles



### 3 COLOR CUSTOM GRAPHICS

White base gelcoat with any primary hull color plus an accent. Available on all models.



### 3 COLOR CUSTOM WITH EDGE GRAPHICS

White base with any side hull color plus boot stripe and edge arc accent. R models only.



### CLASSIC GRAPHICS

White base gelcoat with one primary hull color. Available on all models.



### CLASSIC WITH EDGE GRAPHICS

White base with any side hull color plus edge arc accent. R models only.



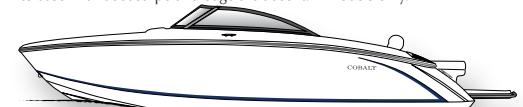
### SPORT GRAPHICS

White hull with a single accent stripe. Available on all models.



### SPORT WITH EDGE GRAPHICS

White base with boot stripe and edge arc accent. R models only.



### FULL COLOR HULL BOTTOM

Primary hull color fully to the keel. Not available on A-Series or models 296 and larger.




### ALL WHITE

White hull and deck. Available on all models.



### WSS GRAPHICS

Select from multiple available color configurations at [www.CobaltBoats.com](http://www.CobaltBoats.com).



Actual colors may vary due to the limitations of the display method and the light under which they are viewed. Consult your Cobalt dealer as equipment and specifications are subject to change without notice.