



220^S
Optional interior configuration

220

COBALT BOATS

GATEWAY
SERIES

COBALT 220

The details of a great boat accumulate in ways that you may never notice. But feel free to imagine.

Come aboard the 220 and experience the comfort and convenience typically found only in far larger boats. Experience a spaciousness that maximizes flexibility in your use of the boat, thanks to Free Space Reclamation (FSR), Cobalt's studied minimization of heretofore unused space. The 220 makes idealized use of every square inch of its wide and sturdy stance, the stadium seating key to the easy accommodation of a dozen guests and their gear. And the swim step, of course, Cobalt's game-changing, patented contribution to safety, convenience, and accessibility makes boarding a breeze. Memories gather naturally under the 220's optional aluminum wakeboard arch – simply foldable, by the way – an addition that makes your boat as athletic as it is roomy.

Mention the word "athletic" and the 220 steps up to the plate. Big fun – the extended running surface hull design provides explosive hole-shots, easy and extended zooming, the tight, high-speed turns skiers and boarders want – while affording you some remarkable efficiencies in fuel management.

And now with the new S interior option, the 220-S seating configuration combines an oversized, all-in-one cockpit layout with the amazing on-water performance that has become synonymous with Cobalt. Your co-captain can face forward in the traditional manner, or flip the seat down easily transforming the cockpit into a massive arena-style seating arrangement. The choice is yours.



220

Standard interior configuration

220

Standard interior configuration



220s

Optional S interior configuration



The optional "S" Sport seating interior configuration offers the port-side passenger a choice of facing forward or aft. Shown in the Saddle interior color selection.

220^s



COBALT 220

SPECIFICATIONS

Length Overall w/o Swim Platform	21' 4"	6.50 m
Length Overall w/ Swim Pla'tform	22' 10"	6.96 m
Beam	8' 6"	2.59 m
Deadrise at Transom	20°	20°
Fuel Capacity	50 gal.	189 L
Bridge Clearance w/o Bimini	3' 11"	1.19 m
Bridge Clearance w/Tower	6' 10"	2.08 m
Draft Drive Up	24"	.61m
Draft Drive Down	37"	.94m
Dry Weight	3700 lbs.	1678 kg
Boat Certified Capacity	12 persons	
Boat Certified Capacity w/gear	1695 lbs.	768 kg

VOLVO PENTA STERNDRIVE POWER

V6-240-G DP (non-cat) ltd qty	240 hp	179 PkW
V6-240-G SX (non-cat) ltd qty	240 hp	179 PkW
V6-240C-G DP	240 hp	149 PkW
V6-240C-G SX	240 hp	179 PkW
V6-280-G DP (non-cat) ltd qty	280 hp	209 PkW
V6-280C-G DP	280 hp	209 PkW
V8-300C-G DP	300 hp	224 PkW
V8-350C-G DP	350 hp	261 PkW

MERCURISER STERNDRIVE POWER

4.5 L MPI ECT-250 Alpha	250 hp	186 PkW
4.5 L MPI ECT-250 B3	250 hp	186 PkW
6.2 L MPI ECT-300 B3	300 hp	224 PkW
6.2 L MPI ECT-350 B3	350 hp	261 PkW



WSS
Water Sports Series Compatible

COBALT 220



STANDARD EQUIPMENT

Cockpit Configuration

Seating, Stadium Style

Dash and Instrumentation

Accessory Power Plug - 12 Volt
Aluminum Dash Panels
Composite Helm Eyebrow
Hour Meter
Leather Steering Wheel w/Leveling Hub
Stainless Steel Switches

Exterior

Anchor Locker
Bow Scuff Plate, Stainless Steel
Extended Running Surface
Graphics, Molded-In Gelcoat
Midship Cleats
Ski Tow Eye, Stainless Steel
SS Tubular Platform Perimeter Rail
Stainless Top Trim Windshield
Swim Platform, Extended w/Ladder

Interior

Aft Sunpad w/Walk-Thru Transom
Bow Walk-Thru Door
Carpet, 40 oz., Snap-In w/Neoprene Back
Removable Bow & Cockpit Carpet
Removable Ice Chest
Seating Varadense Comfort
Seating, Helm Flip-Up

Stereo

iPod/USB/MP3 Port
Sound System, Bluetooth, w/6 Spkr.
Stereo Remote, Dash

Structure, Safety, & Performance

10/5/3 Year Warranty Protection
Battery Switch, Single
Circuit Breaker Protected Elec System
Composite Floor
Composite Seat Bases
Composite Transom
Fiberglass Cockpit Liner
Fiberglass Stringer System
Fire Extinguisher, Manual
Ignition Safety Switch

Kevlar Reinforced Hull
Stainless Steel Windshield Braces
Through Prop Exhaust

OPTIONAL EQUIPMENT

Canvas

Bimini
Bow Tonneau Cover
Cockpit Tonneau Cover
Mooring Cover
Cockpit Configuration
Seating, S Sport

Dash and Instrumentation

Compass
Dash/Trim Pkg., Oil Rubbed Makassar
Depth & Water/Air Temp Gauge Pkg.

Engine Options

Anti-Corrosion System (Vol
200-300hp, Mer-Alpha)
DTS (Merc)
EVC (Volvo)
Ocean-X (Volvo)
Seacore (Merc)
Tow Mode (Volvo EVC)
Trip Computer (Volvo EVC)

Exterior

Arch-Black, Alum, Electric w/ Bimini
Arch-Black, Alum, Electric w/Bimini
Arch-Black, Alum, Fwd. Folding w/Bimini
Arch-White, Alum, Electric w/Bimini
Arch-White, Alum, Fwd. Folding w/Bimini
COBALT Oval Logo, Recessed
Docking Lights-Stainless Steel
Fender Clips w/Line (4)
Flagpole w/Flag
Flip-Down Swim Step w/o Ladder
Marine Swim Platform Mat
Transhield Shipping Cover
Transom Tilt Switch
Wakeboard Racks (req. Arch)

Interior

Aft Sunpad w/Adjustable Backrest
Aft Walk-Thru Carpet

Aft Walk-Thru Filler Cushions
Aft Walk-Thru Gate
Air Compressor w/Holder
Bow Center Cushion Insert
Dinette Table w/cockpit receptacle
Floor Covering, Sea Grass
LED Interior Accent Lighting (blue)
Remote Courtesy Lights w/key fob
Throw Pillows, Weighted (10)
Throw Pillows, Weighted (4)

Stereo

Premium Sound w/Transom Remote
Premium Sound w/Transom
Remote & Spkr.
Satellite Radio System
Speakers, Arch-1 pr.
Stereo Remote, Transom

Structure, Safety, & Performance

Battery Maintainer/Charger, 110v
Battery Maintainer/Charger, 220v
Battery Switch, Dual w/ACR
CE Requirements w/Auto Fire Extinguisher
Cruise Control-Smart Tow (Merc DTS)
Cruise Control-Zero Off (Vol)
Drivers Rearview Mirror (W/S Mount)
Fire Extinguisher, Automatic System
Tool Kit

Cobalt Boats of Neodesha, Kansas

To this day, Cobalt Boats anchor night after night in a tradition of rugged individualism, in the pride of people with extraordinary skills set among a small town's uncompromising notion of what might be. We know these people, the neighbors who come every morning to build these boats. We know their grandparents and their grandkids, second and third generations of families crafting nearly five decades of Cobalts. These are rooted people, solid in a work ethic born on farms and ranches, people who understand at first hand the ways in which personal accountability serves collective achievement. People who grew up together with Cobalt's founders in a small town with big ideas. People with a sense of place. And of time.

Cobalt remains a privately held company, its founding family still at the helm, still engaged in the daily management of Cobalt design and Cobalt manufacture, still refusing ever to admit that good enough is good enough. We build boats on the premise that, in all our work in Neodesha, no one job is more important than another. As Cobalt has grown to a company of over 550 associates, we try very hard to perpetuate the genuine sense of family that has characterized our interactions with each other from the beginning. And so again tomorrow we will do our part to nourish the implicit trust which underpins our relationships with Cobalt dealers, with Cobalt associates and, of course, with the remarkable people who own Cobalts.

Cobalts come from a place where technology contributes in measurable ways to every component of a Cobalt's construction, a place where -- in ways beyond measure -- individual effort and personal integrity have refined the boat-builder's art for nearly 50 years of ever more sophisticated design.

A place where a smile and a handshake are sufficient to the sealing of a dream.





What prove to be, in memory, the adventures of a lifetime.

Who can say when first you heard? The multicolored minute when the open water spoke, and the dream began. Try now. To this day, can you report the moment? Can you reach back and listen again to that faint call, a sun-flecked whisper -- relentless as a mother's summons -- coming from just beyond the farthest thing a kid could ever hope to see.

At Cobalt, we build boats that answer the call. It is a relationship like no other -- owners and their boats. It is that first grip at the helm that releases a sense of assurance down the spine. At that very moment...a promise is made. With each ride, with each cruise comes conversation, laughter and pure enjoyment afloat. At that very moment, a bond is formed on trust, but not just that, a type of trust that feels like family. And with that trust arises a certain lifestyle, an opportunity for families to come together and enjoy what life is truly about. It is a type of confidence that only a Cobalt can instill in its owner.

Our Cobalt family believes we have a unique opportunity to enrich life, to help create life-long memories, to arouse a passion for the boating lifestyle. We vow to work tirelessly, creating the most innovative, well-engineered, and best performing boats imaginable. We vow to let our work be consumed by every little detail, every aspect of fit and finish.

This classic tradition will continue in our daily pursuit to build not just boats, but deep personal possessions. We will continue on with our philosophy of compromising absolutely nothing, especially when it comes to constructing piece by piece a watercraft that will create memories of a lifetime.

We are excited to share Cobalt's passions and why we do what we do for our customers everyday. You drive us to perform everyday. Thank you and welcome to the family.



Customer Inspired Innovation


Swim Platform Functionality

Cobalt's swim platforms are large, welcoming and safe, suspended just above the waterline for easy use in all water-born activities. Oversized, polished stainless steel tubing wraps every platform to protect the boat when docking. Cobalt's exclusive and patented swim step requires only two easy flips: down to use, back to stow. The swim step makes boarding your Cobalt a breeze, and provides a perfectly cool resting area. Illuminate the platform above or below the waterline with option choices to suit your desires.

Industry Firsts and Real-World

Across five decades, Cobalt brought innovative functionality to the marketplace. Across five decades, other marine manufacturers have seen fit to copy the thoughtful design that has always defined our boats. Again this year, we will show an entire industry exactly the way to go.

- ☞ A Cobalt first: the integrated bow eye with a scuff plate for protection from trailer marks
- ☞ Cobalt was the first stern drive builder to feature the walk-thru transom, today, all our models are equipped with either a single or dual aft passageway for easy boarding
- ☞ Stainless-steel adjustable poles to secure and tighten bimini tops with our innovative built-in turnbuckle -- no fabric straps here
- ☞ Quick-release fender clips utilize stainless steel sockets for perfect placement and convenient deployment
- ☞ Cushioned storage lids with double-knuckled hinges to hold the lids open for easy access to the compartment below
- ☞ Our often-imitated, never-duplicated flip-lip seat bolster – the captain sits high and comfortable, enjoying the full thrill of the ride
- ☞ A safer latch for the windshield walk-thru, holding the door securely open – yet another Cobalt first
- ☞ Perhaps the most imitated component of performance in the boating industry, Cobalt's extended running surface for quicker planing, firm and true turns, minimized bow rise, and greater lift at the stern





Finely Detailed Interiors

The technical word is “interface,” those sensory exchanges between boat and owner, those points of contact so fundamental to the enjoyment of a day on the water, so critical to the determination of a boat’s long-term value. Glance at any cockpit and witness the full effect of a Cobalt interior – straight, smooth, uniform, and very, very good looking. Better yet, cruise a Cobalt at first opportunity for some meaningful, memorable interfacing of your own.

Start at the helm, where strength meets stylish strength. Rock-solid fiberglass substructure rides beneath upholstered good looks, as optional Ebony Macassar trim adorns the helm’s metal panels. The instrumentation and its mountings borrow from aircraft and jewelry designers alike. Stainless steel switch mechanisms are firm, sure, and sturdy.

Cobalt upholstery involves the fingers. Butter-soft and bull-strong, as tactile as they’re easy on the eye, always double-fastened with both adhesives and staples, and stitched with meticulous precision. Underfoot, the carpet or optional Seagrass flooring is snap-down/snap-out, rubber-backed, backed again with skid resistant no-flex composite flooring under all, and heavy. Heavy far beyond any marine standard.

- ☞ Precision-sewn interior details
- ☞ Double-needle stitching
- ☞ Seats that convert to a sun lounge
- ☞ Deep bow and cockpit seating
- ☞ The warmth and feel of premium materials
- ☞ A hand-crafted helm with detailed double-stitching
- ☞ Ebony Macassar trim
- ☞ Digital multi-function gauges
- ☞ Aircraft-inspired stainless switches
- ☞ Honeycomb composite core integrated in flooring – optimized strength-to-weight ratio, with improved sound and vibration dampening





Exceptional Methods of Construction


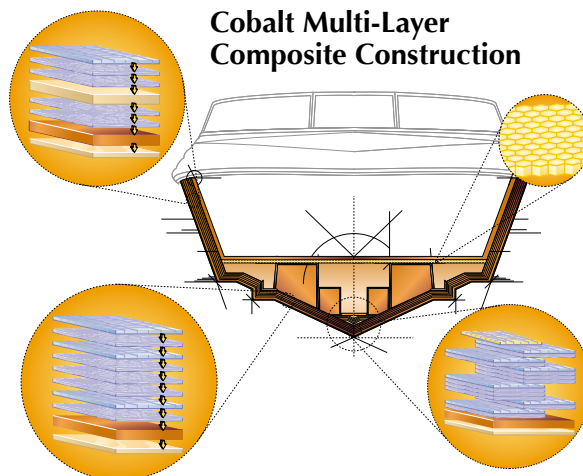
At Cobalt the hull means hand-work, with every layer rolled a by craftspeople who believe that yet one more careful pass just can't hurt. And so the layers accumulate, eight altogether on the hull bottom and a full sixteen at the keel. Reinforced with Kevlar® and then strengthened again with Spraycore®, the hull's structure hardens into the critical component of the legendary Cobalt ride

The quality of the mold equals the quality of the finish, and so hand-waxing follows after every other part. Old finishes are reworked after every ten parts. No power buffers are allowed, and therefore no unsightly marks or patterns are left behind. And because time in the mold ensures integrity, flexible strength, and year-to-year dependability, the long hours spent in the mold matter even more. Every Cobalt hull cures and cures a while longer – well beyond normal industry standards.

Cobalt longevity is obvious, some of the reasons why less so. Invisible composites, hyperlight and hyperstrong, compose every Cobalt transom. No wood there, not in that all-important forcefield. No wood either in the polypropylene structural honeycomb of the floor. Nor in the all-fiberglass stringers where a methacrylate bonding compound adds lifelong permanence. No wood in the water-impervious roto-cast seat bases.



- ☞ Z-Thane™ strengthening, protective barrier coat in the hull – A Cobalt exclusive
- ☞ Completely hand-laid hulls, reinforced with Kevlar™
- ☞ Composite construction on all structural components
- ☞ Cushioned lids with knuckled hinges for easy, open access to storage compartments large and larger still
- ☞ Exceptional hardware, largely stainless, over-sized, over-strong
- ☞ Graphics deep and strong in the gelcoat
- ☞ Integrated bow eye with a scuffplate for added protection
- ☞ Hand-lamination, up to 16 alternating layers of fiberglass mat and woven roving





10-5-3 Transferable Warranty



Ten Year Warranty Protection

Hull & Deck Structure: Floors, stringers, bulkheads, motor mounts, transom, all deck and hull joints

Five Year Warranty Protection

Engine: Internally lubricated parts

Stern Drive: Internally lubricated parts in upper and lower housings, stern drive control system: power steering pump, power steering cooler, TVM module, TVM cylinder, joystick

Intermediate Housing: Shaft, U-joints, bearings

Steering: Helm, rack, cable, pump, seals and gaskets

Power Trim: Pump, cylinders, solenoids, switches, seals and gaskets

Electrical: Alternator, voltage regulator, electronic ignition module, ignition coil, starter motor, wiper motor, engine wiring harness, courtesy lights, docking lights, battery switch, battery isolator, bow light, horn, anchor light, spotlight, blower motor, electric hatch motor and switch

Fuel Delivery: Fuel injection control units and injectors, fuel injection pump, fuel injector rails, fuel delivery pump, flame arrestor

Controls: Control box, neutral safety switch, cables

Instrumentation: Tachometer, oil pressure, volt gauge, hour meter, speedometer, engine temperature, trim gauge, fuel gauge, air/water temperature, digital engine function display

Accessories: Air conditioner, cockpit heater, engine battery charger, compass, depth finder, transducer and wiring harness, generator, refrigerator, galley sink and faucet, shore power, stainless steel deck railings, stainless steel rubrail, stainless steel hardware, stereo, amplifier(1), stereo remotes, satellite stereo components, LED cabin lighting, trim tabs, freshwater pump, toilet, stove, microwave, windlass

Electronics: Radar, GPS, VHF radio

Non-Defect Failures: Overheating, pre-ignition, detonation, scored pistons, scored cylinders, tuliped valves, carbonized rings, heat collapsed rings, burnt valves, bent valves, warped heads, heat cracked heads and block (excludes freezing), thermostat failures, sensor failures

Additional Benefits: Choice of towing, dock side assistance, hoist and lift out or pick up and delivery. Taxes, shop supplies, lubricants, coolants, filters, spark plugs, hoses, clamps, belts, engine tuning, and lake/sea trial when necessary for a covered repair.

Three Year Warranty Protection

Gelcoat Finish: Protection from stress cracks, air voids or blisters

Upholstery/Canvas: Protection from defective materials or workmanship

Components: Manufactured by Cobalt

Color Selections

Actual colors may vary due to the limitations of the digital process and the viewing device calibration. Consult your Cobalt dealer as equipment and specifications are subject to change without notice.

Cockpit Interior Selections

SADDLE INTERIOR (with standard carpet)



SEAGRASS
(carpet option)



TERRA BROWN INTERIOR (with standard carpet)



SEAGRASS
(carpet option)



GENEVA INTERIOR (with standard carpet)



SEAGRASS
(carpet option)




TAHOE GREY INTERIOR (with standard carpet)



SEAGRASS
(carpet option)



TITANIUM INTERIOR (with standard carpet)



SEAGRASS
(carpet option)



Exterior Colors and Graphic Styles

Design Your Dream - Online model specific configurator at www.CobaltBoats.com




3 COLOR CUSTOM GRAPHICS

White base gelcoat with any primary hull color plus an accent.



3 COLOR CUSTOM WITH EDGE GRAPHICS

White base with any side hull color plus boot stripe and edge arc accent. R models only.



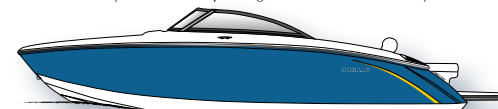
CLASSIC GRAPHICS

White base gelcoat with one primary hull color.



CLASSIC WITH EDGE GRAPHICS

White base with any side hull color plus edge arc accent. R models only.



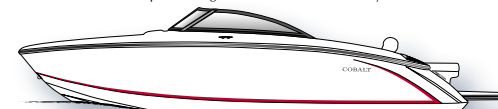
SPORT GRAPHICS

White hull with a single accent stripe.



SPORT WITH EDGE GRAPHICS

White base with boot stripe and edge arc accent. R models only.



FULL COLOR HULL BOTTOM

Primary hull color fully to the keel. Not available on A-Series or models 296 and larger.




WSS GRAPHICS

Select from multiple available color configurations at www.CobaltBoats.com.



ALL WHITE

White hull and deck.



Tops and Covers

Color-matched and custom-tailored, Cobalt bimini tops, enclosures and tonneau covers are made of a premium acrylic marine canvas. This material is extremely strong and fade-resistant, with superior water resistance. Yet it breathes, resisting rot and mildew.

Bimini tops setup rock solid with Cobalt's easily adjustable stainless steel turn-buckle supports. Rigidity simply not found with the use of fabric straps.

The Premium Bimini Top with Easy-Fold stanchions (below) make storing or trailing your boat with the top in a lower position a simple one-person operation. This 2016 feature is to become available on select models.



Bow & Cockpit Tonneau Covers



Premium Bimini Top



Arch Hard Top



R Models WSS Arch Bimini Top



Mooring Cover



Full Canvas Enclosure (shown on A40)



Arch Hard Top with extending shade



WSS Folding Arch Bimini Top