


Cobalt Boats for 1977





COBALT

1977



Cobalt Boats for 1977




Cobalt 19BR

The Cobalt 19BR places the emphasis on spaciousness. With open bow design, the 19BR is the concluding choice for those insistent on the luxury of Cobalt craftsmanship and elegant styling combined with deep V hull design and bow rider convenience.

Optional sundeck interior with captain's chairs (as shown) is the perfect combination with open bow to allow maximum room for family and friends, yet maintain an open expansive feeling. Power is OMC or Mer Cruiser stern drive.

Jet Drive is also available.



Out of the Commonplace into the rare


Ask an owner or those who have admired Cobalt Boats over the years and they will tell you that a Cobalt is a dramatic departure from the customary make up of a boat, exceeding the limits of mere adequacy and in construction, styling, luxury and performance, a Cobalt is beyond the ordinary.

The reason is elementary. The goal of the builders of Cobalt boats has always been the attainment of perfection. The endeavors to this end have consistently resulted in owners satisfaction and personal pride. After all, the true test of a boat builder's art ultimately rests in the hands of the discerning owner who refuses to accept less than excellence in his personal possessions.

With such a firmly established reputation of preeminence in the realm of family boating, you can be assured that Cobalt for 1977 is an even greater extension to this tradition of excellence — all in a matter befitting the respectability, heritage and pride of ownership that has developed through previous years.

For you who are ready to escape the world of common place boating, Cobalt for 1977 awaits your pleasure.

Symbol of Boating Excellence



Cobalt 17

Rarely, in a consolidated size like the 17, does one find such an array of outstanding convenience features combined with so much luxury. This is the size for the young at heart and the active boater who is always on the move and needs the ease of portability to discover new waters and be a part of the action, wherever it is. Lounge and jump seat interior is standard. Captain's chairs may be selected in place of lounge/ sleeper seating at no additional charge. Power is OMC or MerCruiser stern drive.



Convenience and comfort features combine with luxurious interior appointments to accommodate the most particular boaters. While more than adequately equipped with numerous standard features, there are several optional choices available to complete your individual tastes. A few of these standard and optional features are shown here.

- *1. Swim platform
- 2. Adjustable lounge seating
- *3. Refreshment console
- 4. Superior performance
- 5. Lounge/Sleeper seating
- 6. Standard interior
- 7. Full instrumentation
- 8. Extra large glove box
- 9. Side ski storage
- 4. Superior performance
- 10. Bow storage
- *11. Sundeck interior

*Optional
(Captain's chairs may be selected in place of lounge sleeper seats at no additional charge.)



Cobalt 18

This is the boat most responsible for establishing Cobalt's solid reputation for excellence. The 18, with convenient open bow and deep V tri hull design, is pure boating pleasure in the grandest manner. Spacious and comfortable with elegantly styled interiors and a host of convenience features to delight the most particular boater. Power is OMC or MerCruiser stern drive. Jet Drive is also available.



Cobalt 19CD

The Cobalt 19CD with closed bow design has confirmed its position of supremacy in the last few years and 1977 models promise to gain even greater respect and admiration from the most judicious boater. Interiors have never been more appealing or comfortable. Conveniences have never been more practical. Luxury has never been more abundant. Lounge and jump seat interiors are standard. Captain's chairs, sundeck and refreshment console arrangements are optional. Power is OMC or MerCruiser stern drive.

Jet Drive is also available.

SPECIFICATIONS

MODEL	17	18	19
Hull Design	Deep V Tri Hull (19° deadrise)	Deep V Tri Hull (24° deadrise)	Deep V (24° deadrise)
Center Line	16'8"	18'2"	19'
Beam	79"	86"	91"
Draft	12"	15"	17"
Transom Height	33"	36"	42"
Average Weight	2350 lbs.	2600 lbs.	2810 lbs.
Fuel Capacity	28 gal.	28 gal.	50 gal.
Hull & Deck Color	Polar White with Accent Stripe	Polar White with Accent Stripe	Polar White with Accent Stripe

COLOR SELECTIONS



Blue Burgundy Green Parchment

COBALT STANDARD FEATURES

CANVAS

- Top
- Side Curtains
- Aft Curtains
- *Cockpit Tonneau Cover
- **Bow Tonneau Cover

SEATING

- Adjustable Lounge/Sleeper Seats
- Adjustable Fore & Aft Lounge Seat
- Jump Seats
- **Bow Seating w/Back

STORAGE

- Under All Seating
- Dash Compartment (Lockable/Illuminated)
- Concealed Ski Storage Compartments
- Bulkhead Storage Pockets
- Driver & Passenger Map Pockets
- Hideaway Top Storage

INSTRUMENTATION

- Speedometer
- Tachometer
- Ammeter
- Engine Hour Meter
- Oil Pressure Gauge
- Fuel Gauge
- Temperature Gauge
- Trim Indicator
- Electric Clock w/Sweep Second Hand
- Accessory Switches w/ Indicator
- Lights and Circuit Breakers
- Cigarette Lighter
- Dual Horn

LIGHTING

- Interior Courtesy Lights (4)
- *Below Deck Light
- Instrumentation Lights
- Instrument Indication Lights (Blue)
- Ignition Warning Light (Red)
- International Lighting
- Stern Light
- 360° Running/Anchor Light
- Red/Green Bow Directional Light

*Applicable to 19' Closed Bow Only.

**Applicable to 17', 18', and 19' Bow Rider Only.

STEERING/PERFORMANCE

- Tru-Course Steering - OMC Only
- Power Trim - All MerCruiser
- Selec Trim - All OMC
- Rudder Indicator

TEAKWOOD

- Teak Interior Trim
- Teak Stern Rails (w/Stainless Steel Fittings)
- **Teak Walk Thru Doors
- Slip Resistant Teak Walkway
- Teak Armrests (w/Padded Insert)
- Teak Boarding Steps

HARDWARE

- Stainless Steel Wrap Over
- Boarding Rails
- Stainless Steel Cleats
- Stainless Steel Deck Vents
- **Stainless Steel Bow Rails and Fittings
- Stainless Steel Bow Eye
- Stainless Steel Transom Eyes
- Chrome on Brass Lifting Rings

WINDSHIELD

- Tinted Safety Glass
- Anodized Aluminum Frame
- Heavy Duty Welded Frame
- *Electrically Operated Center Section

OTHER

- Built-In Insulated Ice Chest
- Stainless Steel Steering Wheel w/Wood Trim
- Bilge Blower
- Automatic Diaphragm Bilge Pump
- Fire Extinguisher
- Poly Propylene Carpeting
- Heavy Duty Battery
- Covered Battery Box
- Large Capacity Fuel Tank
(28 Gal. 17-18) (50 Gal. -19)
- Color Coordinated Rub Rail
- Color Coordinated Hull Accent Stripe
- Special Formula Teakwood Oil
- Bumper Sockets (19s only)
- Stainless Steel Prop (OMC only)

2 YEAR LIMITED WARRANTY

Because Cobalt's policy of design for excellence dictates the inclusion of advancements whenever developed, the right is reserved to make changes in these specifications at any time without advance notice.

Cobalt Boats builds the finest quality boat obtainable. We warrant each new hull and deck to be free from structural defects in material and workmanship under normal recommended use for a period of two years from date of delivery to the original purchaser. During this period, warranty repairs will be made without charge by Cobalt Boats at their plant in Neodesha, Kansas, or at Cobalt's option, by an authorized Cobalt dealer. Transportation to and from the plant will be at the owner's expense with all repairs subject to the authorization of factory trained personnel whose decisions will be final.

This warranty does not apply to (1) engines, outdrives, controls, batteries, or other equipment or accessories carrying their own individual warranties (appropriate adjustment to them being provided by their respective manufacturers); (2) installation of engines or accessories installed by others; (3) windshield breakage, gel coat or upholstery damage and; (4) any Cobalt boat which has been altered, subjected to misuse, negligence or accident, or used for racing purposes.

The warranty listed herein constitutes the only expressed warranty and any implied warranty is limited to 2 years.

POWER OPTIONS

MODEL	ENGINE	17	18	19
140 MerCruiser	181 cu. in. 4 cyl.	X	N/A	N/A
140 OMC	181 cu. in. 4 cyl.	X	N/A	N/A
165 MerCruiser	250 cu. in. 6 cyl.	X	X	N/A
170 MerCruiser	224 cu. in. 4 cyl.	X	X	N/A
175 OMC	302 cu. in. V8	X	X	X
188 MerCruiser	302 cu. in. V8	N/A	X	X
190 OMC	302 cu. in. V8	X	X	X
233 MerCruiser	351 cu. in. V8	N/A	X	X
235 OMC	351 cu. in. V8	N/A	X	X
320 Hardin Jet	460 cu. in. V8	N/A	X	X

Trim is optional on Jet.

STANDARD CONSTRUCTION FEATURES

- Positive and Level Floatation
- Double Side Wall Hull
- High Density Foam Floatation Material
- Stainless Steel Staples, Bolts, Screws and Snaps
- Hulls and Decks Weighed and Gauged for Uniformity
- Carpeted Storage Areas
- Stringent Control of Construction and Material Quality
- Thru Bolted Hardware
- Quick Disconnects: Jump Seats, Motor Cowling and Motor Box
- Wiring, Color Coded, in Looms, Housed in Flexible Conduit

POSITIVE AND LEVEL FLOTATION

Within the hull and between the double wall construction of every Cobalt hull is a massive amount of high density foam. The foaming process gives additional strength plus floatation capabilities that keep a Cobalt upright even when completely filled with water. The foaming process also eliminates most water noise and provides a quieter ride.

OPTIONAL SELECTIONS

- Stereo Tape Player
- AM/FM Radio, Tape Player Combination
- Electric Remote Spot Light
- Two Speed Windshield Wiper
- Camper Top
- Power Steering (MerCruiser only)
- Mufflers (Jet Only)
- Travel Cover/Mooring Cover Combination
- Swim Platform
- Captain's Chair
- *Compass
- *Bow Rails
- *Carpeted Bow Interior
- *Carpeted Ski Storage
- **Extra Battery and Switch
- **Refreshment Console
- **Sundeck Interior w/Captain's Chairs

*Applicable to 19' Closed Bow Only.

**Applicable to 18' and 19' Only.

B.I.A. CERTIFICATION

Boating Industry Association is a National Trade Association serving all elements of the Recreational Boating Industry. Its members include manufacturers of all types of boating equipment — outboard and inboard boats, sailboats, marine engines, outboard motors, boat trailers, boating accessories and supplies.

B.I.A. certification means but one thing. When you, as a boat owner, have this certification, you can be assured that lighting, ventilation, steering, floatation, capacity, fuel system, horsepower rating and anything that will insure your safety are within the rigid requirements of the Boating Industry Association.

EVERY COBALT IS BIA APPROVED AND COMPLIES WITH COAST GUARD REGULATIONS.



COBALT® BOATS

Symbol of Boating Excellence

TWIN RIVERS INDUSTRIAL PARK
NEODESHA, KANSAS 66757

SEE YOUR AUTHORIZED COBALT DEALER



The Most Demanding Evaluation of All

The greatest testimonial for Cobalt boats comes from owners themselves, who through years gone by, have decreed Cobalt their concluding choice when selecting a boat. It is not surprising that the majority of present Cobalt owners have owned a Cobalt before. Some are even third and fourth time owners. On the other hand, there are those expressing their pride of ownership by still possessing their first Cobalt, purchased many years earlier. Whether it be an update from year to year, or a cherished one owner classic, a Cobalt continues to substantiate its reputation for excellence through owner acceptance and satisfaction.

Because you are among the select minority who insist on old fashioned craftsmanship in spite of the mass production world in which we live . . . and especially if you contemplate the purchase of a boat sometime soon, it is certain that an in-depth study of a 1977 Cobalt would be in your best interest, for now and for the many years of boating that awaits your future pleasure.

Cobalt for 1977

FOR THE DISCRIMINATING BOAT BUYER:

A Cobalt owner is among a select minority. They are uncompromising when it comes to quality, they are critical in their appraisals and refuse to accept less than excellence when selecting their personal possessions. Basically, they are more in tune to the aesthetics of design and proudly possess a distinctive flair for the unique, yet appreciate the practical assets of convenience. A dominant similarity of Cobalt owners is their immense sense of personal pride, because owning a boat that is merely adequate is not enough to fulfill their sense of value or appreciation for luxury. They are a part of a distinct family of boat owners, who by personal and critical appraisal, choose a Cobalt to reflect their precocious mode of living.

CREATED WITH THE EMPHASIS ON THE BOATER:

Cobalt owners over the years are really the ones who deserve the credit for such an array of comfort and convenience features that have become so expectant. Surveys, unsolicited letters, and personal contact with them over the years has motivated Cobalt designers to react to many of their unique and practical suggestions. The results are apparent and it's easy to see that a Cobalt is a boat to be used and enjoyed by a class of people, who know what they want and what works best for them. Instrumentation, for example, is substantially complete with accessory switches, warning lights and circuit breakers. There are interior courtesy lights fore and aft. The dash compartment is illuminated. Side compartments and storage areas keep skis, ropes, life jackets, and dozens of other take along items out-of-the-way and out-of-sight. Lounge seats are adjustable to fold down and move fore and aft. The ice chest is flush in the floor between driver and passenger. The top stores out-of-sight under the rear coaming pad, yet is quickly available. There is more, of course, much more, all adding to the comfort and convenience of an owner in a way that is synonymous to the name of Cobalt.

FOR THE BOATER INSISTENT ON PERFORMANCE:

The 1977 Cobalts were designed and built to provide handling and performance characteristics among the best in the world.

If you're on the move, skiing, cruising, or even fishing, you will appreciate the responsive action and superior handling ease of a Cobalt.

When you're underway, at the wheel, you will experience the excitement that only comes from a boat that is ultra-receptive to your command. Notice how quickly you're up on plane, and how well the Cobalt tracks, even while towing several skiers. 19' models feature 24° deadrise, patented deep V hull with special lifting strake design. 18' models with deep V tri-hull design are extremely stable at high and low end speeds and also have a 24° deadrise.

Select one of a variety of stern-drive power that will best compliment your particular needs. Each with trim to fine tune your performance under changing loads and water conditions.

THE ATTENTION TO SAFETY:

It's comforting to feel the weight and strength of a Cobalt under your feet. Under the surface of a Cobalt, deep inside, where you don't see, there is a specially designed, integrated stringer system in the hull, double thickness in the side walls and an enormous amount of high-density foam throughout for positive level floatation. Proper lighting during evening and nighttime hours is essential. A Cobalt is equipped and meets requirements

for international lighting which include anchor / running lights, stern and bow lights. For passenger convenience, there is courtesy lighting fore and aft.

Slip resistant teak boarding steps and wrap over stern rail make entry from the water easy and safer.

Bilge blower, proper ventilation, and automatic bilge pump are also a part of a Cobalt concern for safety.

In total, a Cobalt is equipped and built with your safety in mind and complies with U.S. Coast Guard regulations and carries the BIA approval.

THE BASIC LOYALTY OF A COBALT:

Family boating is comprised of so many activities that it is difficult to single out those that require the greatest usage of a boat. That is why it is important to account for the many features built into every Cobalt to meet the tough workouts an owner demands and why it is able to keep coming back for more. Cobalts are built to last. Only the finest materials are used in its making. Good enough isn't good enough in most cases. That is why windshield frames, for instance, are extra heavy gauge, hardware is through bolted, wiring looms are enclosed in conduit, hinges are full length, and bolts, staples, and snaps are stainless steel to prevent rust and corrosion. These are, of course, only a few reasons why you can expect so many years of reliability from a Cobalt.

Additional dependability comes from stringent quality control procedures and incorporates continuous engine performance checks and require every Cobalt to be water tested before leaving the factory. Only after checks of steering, timing, dwell, instrumentation, and numerous other operations, does the Cobalt receive authority for shipment to a dealership.

Superb engineering and strict quality control unite with hand-crafted excellence to create the boat that casually concedes to all the loyalty that is expected from it.

SERVICE . . . A MATTER OF COURSE:

The makers of Cobalt boats have always considered service an important part of their obligation to their owners. That is why so much emphasis is placed on assistance to dealers in this regard. Cobalt maintains a separate division for service only, lending factory assistance to solve whatever problems an owner may have. Regular training programs are held for dealer service personnel to maintain current knowledge of changes and to enhance the professionalism of each dealer's service department.

Service information for owners and special service manuals detailing subjects such as parts, wiring, and repair are also supplied to all dealerships to complete this vital program: of service to owners.

A CLASSIC IN ITS OWN TIME:

A Cobalt is a combination of fiberglass, fabrics, wood and steel, styled and composed into a symphony of functional beauty that promises many years of pleasure to the owner. A Cobalt is built for a long life of usefulness and beauty. Consequently, its value remains high . . . an important benefit to consider at the time of resale.

Traditionally, the sum total of a Cobalt is greater than its parts . . . the precision components, blended together to near perfection, has created a boat timeless to change and desirability.


Cobalt 17

A rarity, to say the least, to incorporate so much luxury, with so many outstanding convenience features into a consolidated size like the 17.

For those active boaters who find their weekends spent at different lakes on each outing. The size is appropriate to take it along and be ready for any sort of water activity that suits a moments fancy.

Standard interior may be amended by replacing lounge seating with captain's chairs on either / or both port and starboard sides at no additional charge.

Available with stern drive power from 140 to 190 horsepower to get you safely there as fast or as economically as you wish.





Cobalt 18

The functional feature of open bow design coupled with the stability of deep V tri hull configuration, proudly presents itself in the Cobalt 18. Elegant interiors and a host of typical Cobalt features will complete your desire to fulfill all of your personal requirements. This is the boat that contributed the most to Cobalt's reputation for excellence and 1977 models are certain to continue this tradition.

Personal modifications may be made on interior arrangements through a choice of options such as: captain's chairs, sun deck and refreshment console.

Stern drive power from 165 to 235 as well as a 320 jet is available for your selection.





COBALT



Cobalt 19BR

An open bow deep V in a practical 19' length could very well be the most dramatic concept of comfort and practicality to come along in recent years. Yet, there is considerably more to recommend 19BR ownership in 1977. For example, interior styling was never more luxurious and spacious. Storage space, never more abundant — and of course, performance never more exciting.

Optional sundeck interior with captain's chairs accentuates the spaciousness, and completes the theme by adding a personal touch to your boating enjoyment. You may choose the stern drive power most applicable to your preference from 175 up to 235 horsepower, or the 320 Jet.






Cobalt 19CD

The combination of performance and luxury was never more apparent. Patented deep V hull design with unique lifting strakes and 24° deadrise puts you on plane in a matter of seconds. Riding comfort and handling characteristics are unsurpassed, making the 19CD an exciting and extremely pleasurable experience.

Interior styling was never more comfortable or elegant. Tough, specially selected vinyls accented with genuine teakwood, wrap you in luxury and promise a new look for many years to come.

Power selections range from 175 to 235 horsepower in stern drive or 320 Jet.



Standard Features

To substantiate the theme of excellence, it is important to consider the inventory of impressive features that are unequally standard on every model. A few of those shown here illustrate the extraordinary dimension given to comfort, convenience and luxury, making Cobalt an outstanding value and a source for lasting pride and satisfaction.

Chrome on brass bow and stern lifting rings are through bolted to a specially designed steel bracket attached to the hull and are capable of withstanding more than 2½ times the stress required to lift the boat. (Stern ring doubles as ski tow eye).


Running light is mounted at the furthest point forward for best visibility. Step area with inlaid teakwood provides sure footing and adds abrasion protection to fiberglass surface.



Dash Compartment with fold down, lockable door has almost two cubic feet of storage space. Shelved with more than ample space for optional tape deck, radio, tape cartridges and most personal belongings. Courtesy light illuminates inside for nighttime convenience.



Courtesy Lights, under dash and on both sides of stern area afford ample nighttime lighting for the safety and convenience of passengers. Controlled by separate switch on dash. Dash storage compartment is also illuminated.



Control Panel is framed in genuine, solid teakwood and houses virtually every instrument required by the avid boater. All are arranged in a convenient line of site cluster for easy reference. Included are: tachometer, speedometer, ammeter, oil pressure, temperature, electric fuel gauge, electric clock and power trim indicator. Instruments are internally lighted and may be turned on or off. (Hour meter is mounted on engine). Cigarette lighter, ignition, horn button, trim/tilt controls and switches are located below gauges on bottom of panel.



For nighttime convenience, control panel instruments are illuminated. Blue indicator lights above individual control switches are activated when switches are in the on position. Red light above ignition switch automatically turns on when key is on without engine running. Circuit breaker reset buttons are located in line below each switch.



Side Storage, large enough for storage of several skis, ropes, etc., puts these items out-of-way and out-of-sight when not in use. Panels hinge down for easy access and are secured into closed position with heavy latch. Side storage goes virtually unnoticed when panels are closed.



Handy, **forward side panel compartments** with map pocket on the door are located below arm rest to add extra storage convenience to driver and passenger.



Lounge Seats are custom tailored by hand and designed for extra comfort, utilizing foams of various firmness in different areas to enhance "soft to the touch" feel, and still maintaining rigidity. Upholstery, with extra thick foam, is of specially selected flexible, tough vinyls. Special mechanism in base allows finger touch control for fore and aft adjustment. Single pull latch releases easily and allows entire seat to fold down into lounge and sleeper positions. Entire seat hinges on base at forward end to allow access to storage beneath. Latch on opposite end permits use of padlock for additional security.



Top stores under stern cover and remains completely out-of-sight when not in use. Stern cover hinges open to reveal top storage area that is molded into rear of deck (except 19CD Models). Space is also large enough to store optional camper top together with regular top. Standard jump seat interior provides plenty of room for rear passengers. (Refreshment console shown is optional).



Ice Chest, located flush in the floor between driver and passenger, is easily accessible. Fully foam insulated and capable of holding more than two cases of twelve-ounce cans. Drain plug in bottom allows drainage into bilge. Lid is covered with corresponding carpeting and is easily removed by lifting on flush mounted ring.



Boarding Steps and Wrap Over Rails make entry from water easier. Steps are genuine teakwood. Stainless steel wrap over rails, bolt to transom and thru deck.



Top, with stern and side curtains, keep you dry during foul weather. Top also provides shade from the sun. All canvas is prefitted at factory to assure custom fit. Snaps are stainless steel and zippers are heavy duty brass for extra long life. Top and stern curtain are made of heavy, non-shrink nylon material and includes a boot for stowing.



Walk-Thru Windshield, electrically operated (on closed bow 19 models), slides down into deck by activating switch on dash and/or deck. Special motor on chain drive raises and lowers center section to allow easy entry or exit through middle of windshield. Automatic cut-off switches stop center section at the proper full up or down positions. Lowers or raises to any desired in between position for air flow circulation.

COMPLETE LISTING OF STANDARD FEATURES

- Canvas Top
- Side Curtains
- Aft Curtains
- *Cockpit Tonneau Cover
- **Bow Tonneau Cover
- Adjustable Lounge/Sleeper Seats
- Adjustable Fore & Aft Lounge Seat
- Jump Seats
- Bow Seating w/ Back
- Under Seating Storage
- Dash Compartment (Lockable/Illuminated)
- Concealed Ski Storage Compartments
- Bulkhead Storage Pockets
- Hideaway Top Storage
- Speedometer
- Tachometer
- Ammeter
- Engine Hour Meter
- Oil Pressure Gauge
- Fuel Gauge
- Temperature Gauge
- Trim Indicator
- Electric Clock w/ Sweep Second Hand
- Accessory Switches w/ Indicator Lights and Circuit Breakers
- Cigarette Lighter
- Dual Horn
- Interior Courtesy Lights (4)
- *Below Deck Light
- Instrumentation Lights
- Instrument Indication Lights (Blue)
- Ignition Warning Light (Red)
- International Lighting
- Stern Light
- 360° Running/Anchor Light
- Red/Green Bow Directional Light
- Tru-Course Steering - OMC Only
- Power Trim - All MerCruiser
- Select Trim - All OMC
- Teak Interior Trim
- Rudder Indicator
- Teak Stern Rails (w/ Stainless Steel Fittings)
- **Teak Walk Thru Doors
- Slip Resistant Teak Walkway
- Teak Armrests (w/ Padded Insert)
- Teak Boarding Steps
- Stainless Steel Wrap Over Boarding Rails
- Stainless Steel Cleats
- Stainless Steel Deck Vents
- **Stainless Steel Bow Rails and Fittings
- Stainless Steel Bow Eye
- Stainless Steel Transom Eyes
- Chrome on Brass Lifting Rings
- Tinted Safety Glass
- Anodized Aluminum Frame
- Heavy Duty Welded Frame
- *Electrically Operated Center Section
- Built-In Insulated Ice Chest
- Stainless Steel Steering Wheel w/ Wood Trim
- Bilge Blower
- Automatic Diaphragm Bilge Pump
- Fire Extinguisher
- Poly Propylene Carpeting
- Heavy Duty Battery
- Covered Battery Box
- Large Capacity Fuel Tank (28 Gal. 17-18) (50 Gal. -19)
- Color Coordinated Hull Accent Stripe
- Special Formula Teak Wood Oil
- Bumper Sockets (19's only)

*Applicable to 19' Closed Bow Only

**Applicable to 17', 18', and 19' Bow Rider Only

Optional Selections

While Cobalt Boats are more than adequately equipped for most owners, there are a number of inviting options to let you tailor your Cobalt to your own particular pleasures. These are options for those of you who wish to express an individual preference through additional features to make that special world of Cobalt personally yours.



Sundeck Interior arrangement covers full width of stern area, and permits more than enough seating for three large adults. Bottom of seat hinges forward to expose large storage area beneath. Back of seat folds forward for top storage. Thick foam sundeck pad is removable. Extra large storage compartments on each side of engine compartment are accessible from forward and top sides. Captain's chairs for driver and passenger, complete this spacious interior option.



Captain's Chair may be selected in place of standard lounge seat at no additional charge. Captain's chair is used for driver's seat when refreshment console is ordered. Base plate bolts through floor section and pedestal plate bolts to base making mount extremely solid. Special slide adjustment mechanism allows fingertip control for moving fore or aft. Additional control permits passenger chair to swivel. Map pocket on back of seat provides additional storage.

Electric Remote Spotlight has single control lever for vertical and horizontal movement, variable speed control for precise beam movement and dual filament, sealed beam for flood or spot. Internal brake system holds beam firmly on target. Complete drive unit is enclosed in the light's base.



Mufflers designed specifically to reduce exhaust noise on jet models, mount over exhaust flange on transom. Muffler for 18 model (shown here) differs from those on 19 models, but both are mounted in the same manner and assure quieter performance.



Compass with large 5" dial, osmium tipped pivot, sapphire jewel and two axis gimbal system qualify this instrument as dependable and accurate. Red, night lighting and built-in compensators are standard. (Available on 19CD models only.)



Windshield Wiper features two speed action with automatic park and quiet action performance. Motor and drive mechanism are concealed under dash exposing only the arm blade. Available on all models for starboard sides. (Port wiper is available for 19 closed bow models only.)





Refreshment Console is positioned directly behind captain's chair on driver's side. This custom designed unit is built to exacting Cobalt specifications by the same manufacturers who build similar equipment for the aircraft industry. The unit contains a one gallon insulated container for hot or cold liquids and a two gallon water container, each with push button spigot. Top of cabinet houses ice, bottle and glass compartments. Below is utility drawer, trash receptacle and supply storage. Compartment behind lockable sliding door provides space for CB, tape deck and other electronic equipment. For added convenience, a cigarette lighter, courtesy light and ash tray are also included. Unit is covered with durable teakwood Formica® and is supplied with a matching interior vinyl cover. (Refreshment console is available only in 18 and 19 models with standard jump seat interior.)



Swim Platform gives added pleasure to swimmers. Hinged center section automatically raises and lowers with outdrive. Platform on jet drives is a single assembly and does not require movable center section. Mounted to transom with epoxy-coated heavy metal angle brackets. Handmade of solid genuine teakwood and laminated together with teakwood dowels.

Camper Top attaches to standard top and allows more head room for the over-nighters. Large window in rear may be removed with a zipper. Entire unit stores out-of-sight with top. Boot included.



Sound Systems which include 8-track stereo tape player, or AM-FM tape player combination system. Speakers are the finest quality available. Front speakers are mounted in side panels (under dash) and rear speakers are located in engine cowling. Rear speakers have special back cover for protection from accidental damage.



BLUE

BURGUNDY

GREEN

PARCHMENT

Interior Upholstery is available in a choice of four tastefully-selected colors which include blue, burgundy, green, or parchment. Hull stripe, rub rail and carpet are matched to upholstery color. The exception is parchment, which allows you to choose any of the other colors for hull stripe, rub rail and carpeting.

COMPLETE LISTING OF OPTIONAL EQUIPMENT AVAILABLE

Stereo Tape Player
AM/ FM Radio, Tape Player Combination
Two-Speed Windshield Wiper
Camper Top
Travel Cover/ Mooring Cover Combination
Power Steering (Mer Cruiser Only)
Mufflers (Jet Only)
Swim Platform

Captain's Chair
*Compass
*Bow Rails
Spotlight
*Carpeted Bow Interior
*Carpeted Ski Storage
**Extra Battery and Switch
**Refreshment Console
**Sundeck Interior w/ Captain's Chairs

*Applicable to 19' Closed Bow Only

**Applicable to 18' and 19' Only

COMPLETE LISTING OF COBALT STANDARD FEATURES

CANVAS

- Top
- Side Curtains
- Aft Curtains
- *Cockpit Tonneau Cover
- **Bow Tonneau Cover

SEATING

- Adjustable Lounge/Sleeper Seats
- Adjustable Fore & Aft Lounge Seat
- Jump Seats
- **Bow Seating w/Back

STORAGE

- Under All Seating
- Dash Compartment (Lockable/Illuminated)
- Concealed Ski Storage Compartments
- Bulkhead Storage Pockets
- Driver & Passenger Map Pockets
- Hideaway Top Storage

INSTRUMENTATION

- Speedometer
- Tachometer
- Ammeter
- Engine Hour Meter
- Oil Pressure Gauge
- Fuel Gauge
- Temperature Gauge
- Trim Indicator

- Electric Clock w/Sweep Second Hand
- Accessory Switches w/ Indicator Lights and Circuit Breakers
- Cigarette Lighter
- Dual Horn

LIGHTING

- Interior Courtesy Lights (4)
- *Below Deck Light
- Instrumentation Lights
- Instrument Indication Lights (Blue)
- Ignition Warning Light (Red)
- International Lighting
- Stern Light
- 360° Running/Anchor Light
- Red/Green Bow Directional Light

STEERING/PERFORMANCE

- Tru-Course Steering - OMC Only
- Power Trim - All MerCruiser
- Selec Trim - All OMC
- Rudder Indicator

TEAKWOOD

- Teak Interior Trim
- Teak Stern Rails (w/Stainless Steel Fittings)
- **Teak Walk Thru Doors
- Slip Resistant Teak Walkway
- Teak Armrests (w/Padded Insert)
- Teak Boarding Steps

HARDWARE

- Stainless Steel Wrap Over Boarding Rails
- Stainless Steel Cleats
- Stainless Steel Deck Vents
- **Stainless Steel Bow Rails and Fittings
- Stainless Steel Bow Eye
- Stainless Steel Transom Eyes
- Chrome on Brass Lifting Rings

WINDSHIELD

- Tinted Safety Glass
- Anodized Aluminum Frame
- Heavy Duty Welded Frame
- *Electrically Operated Center Section

OTHER

- Built-In Insulated Ice Chest
- Stainless Steel Steering Wheel w/Wood Trim
- Bilge Blower
- Automatic Diaphragm Bilge Pump
- Fire Extinguisher
- Poly Propylene Carpeting
- Heavy Duty Battery
- Covered Battery Box
- Large Capacity Fuel Tank (28 Gal. 17-18) (50 Gal. -19)
- Color Coordinated Rub Rail
- Color Coordinated Hull Accent Stripe
- Special Formula Teakwood Oil
- Bumper Sockets (19s Only)
- Stainless Steel Prop (OMC Only)

*Applicable to 19' Closed Bow Only. **Applicable to 17', 18', and 19' Bow Rider Only.

2 YEAR LIMITED WARRANTY

Because Cobalt's policy of design for excellence dictates the inclusion of advancements whenever developed, the right is reserved to make changes in these specifications at any time without advance notice.

Cobalt Boats builds the finest quality boat obtainable. We warrant each new hull and deck to be free from structural defects in material and workmanship under normal recommended use for a period of two years from date of delivery to the original purchaser. During this period, warranty repairs will be made without charge by Cobalt Boats at their plant in Neodesha, Kansas, or at Cobalt's option, by an authorized Cobalt dealer. Transportation to and from the plant will be at the owner's expense with all repairs subject to the authorization of factory trained personnel whose decisions will be final.

This warranty does not apply to (1) engines, outdrives, controls, batteries, or other equipment or accessories carrying their own individual warranties (appropriate adjustment to them being provided by their respective manufacturers); (2) installation of engines or accessories installed by others; (3) windshield breakage, gel coat or upholstery damage and; (4) any Cobalt boat which has been altered, subjected to misuse, negligence or accident, or used for racing purposes.

The warranty listed herein constitutes the only expressed warranty and any implied warranty is limited to 2 years.

STANDARD CONSTRUCTION FEATURES

- Positive and Level Floatation
- Double Side Wall Hull
- High Density Foam Floatation Material
- Stainless Steel Staples, Bolts, Screws and Snaps
- Hulls and Decks Weighed and Gauged for Uniformity
- Carpeted Storage Areas
- Stringent Control of Construction and Material Quality
- Thru Bolted Hardware
- Quick Disconnects: Jump Seats, Motor Cowling and Motor Box
- Wiring, Color Coded, in Looms Housed in Flexible Conduit

SPECIFICATIONS

MODEL	17	18	19
Hull Design	Deep V Tri Hull (19° deadrise)	Deep V Tri Hull (24° deadrise)	Deep V (24° deadrise)
Center Line	16'8"	18'2"	19'
Beam	79"	86"	91"
Draft	12"	15"	17"
Transom Height	33"	36"	42"
Average Weight	2350 lbs.	2600 lbs.	2810 lbs.
Fuel Capacity	28 gal.	28 gal.	50 gal.
Hull & Deck Color	Polar White with Accent Stripe	Polar White with Accent Stripe	Polar White with Accent Stripe

OPTIONAL SELECTIONS

- Stereo Tape Player
- AM/FM Radio, Tape Player Combination
- Electric Remote Spot Light
- Two Speed Windshield Wiper
- Camper Top
- Power Steering (MerCruiser only)
- Mufflers (Jet Only)
- Travel Cover/Mooring Cover Combination
- Swim Platform
- Captain's Chair
- *Compass
- *Bow Rails
- *Carpeted Bow Interior
- *Carpeted Ski Storage
- **Extra Battery and Switch
- **Refreshment Console
- **Sundeck Interior w/Captain's Chairs

*Applicable to 19' Closed Bow Only. **Applicable to 18' and 19' Only.

POSITIVE AND LEVEL FLOTATION

Within the hull and between the double wall construction of every Cobalt hull is a massive amount of high density foam. The foaming process gives additional strength plus floatation capabilities that keep a Cobalt upright even when completely filled with water. The foaming process also eliminates most water noise and provides a quieter ride.

B.I.A. CERTIFICATION

Boating Industry Association is a National Trade Association serving all elements of the Recreational Boating Industry. Its members include manufacturers of all types of boating equipment — outboard and inboard boats, sailboats, marine engines, outboard motors, boat trailers, boating accessories and supplies.

B.I.A. certification means but one thing. When you, as a boat owner, have this certification, you can be assured that lighting, ventilation, steering, floatation, capacity, fuel system, horsepower rating and anything that will insure your safety are within the rigid requirements of the Boating Industry Association.

EVERY COBALT IS BIA APPROVED AND COMPLIES WITH COAST GUARD REGULATIONS.

POWER OPTIONS

MODEL	ENGINE	17	18	19
140 MerCruiser	181 cu. in. 4 cyl.	X	N/A	N/A
140 OMC	181 cu. in. 4 cyl.	X	N/A	N/A
165 MerCruiser	250 cu. in. 6 cyl.	X	X	N/A
170 MerCruiser	224 cu. in. 4 cyl.	X	X	N/A
175 OMC	302 cu. in. V8	X	X	X
188 MerCruiser	302 cu. in. V8	N/A	X	X
190 OMC	302 cu. in. V8	X	X	X
233 MerCruiser	351 cu. in. V8	N/A	X	X
235 OMC	351 cu. in. V8	N/A	X	X
320 Hardin Jet	460 cu. in. V8	N/A	X	X

Trim is optional on Jet.

Construction Features

Working with fiberglass demands skill and a great deal of experience. It requires complete control over resin and glass ratios. Temperatures must be precise and uniformity must be maintained continuously to assure proper curing, uniform thickness and perfect finishes. Interior construction of hulls and decks are designed to exacting specifications to exceed the stress and punishment of severe performance testing. It is here that the solid foundation for safety and durability is created.



The first step to assure a flawless finish is hand polishing and waxing of the mold. From here the mold moves into a dust-free room where the gelcoat (the skin layer) is applied.



Using a hand lay-up process, multiple layers of heavy glass matting and roving are applied to the interior of the hull adding superior strength to its construction. Next the stringer system and floor section are bonded into place to form one single unitized structure.




Cobalt's material testing laboratory maintains a continuous watch over glass to resin ratios, hardness factors and fiberglass curing times. Direct contact with suppliers of raw materials is also an important part of their quality control program and essential for maintaining the stringent standards that are required.



The design stripe on the hull is applied during the gelcoat process and the color is molded into the hull. The stripe is not painted on. It is, in fact, colored gelcoat that is sprayed into the mold, making it the actual surface layer of the fiberglass.



Sides of every Cobalt hull are a double wall of fiberglass with a thick layer of foam bonded between the inner and outer layers. In addition to making hull walls extremely strong, this double wall feature is important for positive upright flotation and eliminates most water noise.



Upon removal from the molds, every deck and hull are weighed and gauged for uniformity. Gauging each part assures uniform thickness. Weighing each part keeps total assembled weight within specified tolerances... a vital factor in maintaining performance characteristics.



Upholstery work, for interiors, is done entirely by hand and meticulously made up for each individual Cobalt. All work is done within the company, where complete control of workmanship and materials can be consistently maintained.



Electrical systems, which include all wiring looms and instrument panel hook-ups, are individually made up by Cobalt personnel, and only pass inspection after many operational checks. All permanent connections are crimp type and looms are housed in plastic tubing on final installation.



In addition to periodic speed, handling and performance testing, every Cobalt, upon completion, is tank tested at the factory for 1/2 hour under power. This final step involves a thorough check of steering, instruments, timing, dwell and numerous other engine functions.

Symbol of Boating Excellence

COBALT® BOATS

NEODESHA, KANSAS 66757