

Est. 1968
COBALT BOATS
2008 Anniversary Collection

Looking back.

From the beginning, it was established that Cobalt boats would be built to a higher standard, in pursuit of ultimate sorts of values. Refined simplicity. Elegant fun. Carefully controlled abandon. Our boats, we decided, would slip quietly into life's best moments. And somewhere across the waves, it began to happen that way: every evening aboard became a teen-aged Friday night, every sun-stippled Cobalt dawn the last day of school, the first morning of a summer that might never end.

Now, in our third generation of families brought together amid some breeze and some tingle, Cobalt Boats is celebrating a watermark year. The fortieth anniversary of the instant weekend. Imaginative marine engineering at middle age. A boat-building revolution turns 40. Four decades of refusal to compromise, of sweating the small stuff. A genuine downhome saltwater jubilee.

And so from all of us to all of you, those already on plane and those about to come aboard, thank you.

Thank you for the ride of a lifetime.





Beyond YESTERDAY'S WAYS

*F*orty years are sufficient to the formation of habits.

And habits are nothing more than repeated behavior. Repetition builds character, and character is nothing more than behavior when no one is looking. The all-too-human impulse to cut a corner, to compromise a principle usually comes behind a closed door.

Cobalt associate Todd Borton works in a small office, the door almost always shut. He doodles there. He draws long, smooth lines leading, for the moment, off toward nowhere. He draws convergences, little lines that combine and don't seem to matter much. Not much at all. Except, for the moment, to the habitual Todd Borton, Designer.

For 40 years Cobalt has been building boats that go down to the sea with an intuitive grace, with a sense of style that transcends mere form, an insistence that looking good means doing good. With a four-decades' belief that absolutes include precious few exceptions. That the slow disappearance of three accent lines into an ocean of white fiberglass on a sternward gunwale somehow matters. Matters very much indeed. Because once seen, those idealized lines, that bottomless glass – or the absence thereof – cannot be unseen.





In a place where a handshake is still sufficient to the sealing of a dream.

Habits harden. Bedrock doesn't bend. And so for 40 years Cobalt has operated on the corporate principles of individual skill, individual responsibility, and the peculiarly individual rewards to be found in the purposeful redrawing of a doodle. And while the company's time-honored motto – "Compromise nothing." – asks for an unchanging allegiance to integrity, intelligence, and craftsmanship, it finds its fullest expression in the expanding hearts, the ever-changing minds of the people who build these boats. The Cobalt associates who came to work this morning are not the women and men who walked through here yesterday. Alive to the possibility of at long last a perfect runabout, an absolutely flawless performance cruiser going out the big, big southwest wide-open overhead door of their place of business, they have other ideas. Secure in their experience, content to again be spending the day with hometown folks known since childhood, the people of Cobalt know their

jobs inside out. And no better place, the inside, to make things better.

Forget the roundabout glamour, the showroom shine of a new model year, and look here. Right here where the ten-thousandth swipe of a polishing rag reflects a four o'clock smile from a hull rubbed to a baby's bottom. Here where the strokes of a seamstress' needle sew most certainly straighter than yesterday's seams. Here where mounting screws are given an extra quarter-turn because a 30-year Cobalt veteran likes them "oilfield tight." And there, behind that door, where a softspoken, deliberate man with a flair for the dramatic is scribbling again this afternoon.

Across four decades of boat-building, amid the landlocked grasslands of southeastern Kansas, some maritime truths have come clear.

Simplest is best.

No task is unimportant. You're never too old to learn.

Character counts.

And over and above it all, the great lesson of success, financial and otherwise. The answer to most questions, the solution to most problems, technical and personal alike. The watchword of the way we were brought up around here.

Persist.





Beyond THE CONCEPTION

Despite Mr. Wayne Rhodes' well-earned confidence in his colleague's abilities, Cobalt research and new-product development begins and ends in practicality. Magic word, "practical." In the Cobalt lexicon, it denotes functionality, of course, but also convenience and comfort and accessibility and dependability. And style. Elegant, refined, distinctive, very functional style. Practicality concerns itself with ultimate value.

*"There's nothing we can't do out here.
We'd make an airplane if someone tried
to tell us we couldn't."*

Wayne Rhodes, R&D Shop
Cobalt Associate since 1993

Having listened to current Cobalt owners, having learned from knowledgeable boaters how great watercraft might be made greater still, the discovery process begins with hand tools and building materials. As opposed to a computer screen or a set of predetermined specifications. In its hour-to-hour construction a prototype takes shape. In the practicality of actually building the new boat, its strengths emerge, its opportunities for immediate improvement shout out loud. Operating happily in reverse gear, Cobalt R&D defines the new boat on the shopfloor long before any CAD drawings might.





The extended running surface provides quicker planing, firm and true turns, minimized bow rise, and enhanced lift astern.



Cobalt innovations such as a walk-thru transom in runabouts remain industry benchmarks.



The deep-V shape and the reverse chines of the hull make the Cobalt ride smooth, solid and true with effortless total control.




Another industry first was the added protection of a solid stainless steel bow scuff plate.

In the ongoing exchanges between owners and builders, Cobalt has shown an entire industry exactly the way to go. For example, in what has become perhaps the most imitated component of runabout performance, the Cobalt extended running surface forces more of the hull into continuous, hugging contact with the water at cruising speeds. Meaning quicker planing, firm and true turns, minimized bow rise, and enhanced lift astern. Then the extended running surface combines with the other critical elements of the Cobalt hull - the deep, deep-V shape and the reversed chines most of all - to produce a design so nearly perfect that model year-to-model year changes are beside the point.

It was Cobalt who first built walk-thru transoms on smaller boats, Cobalt who devised the flip-lip seat, with all its flexible comfort, all its multitasked convenience,

Cobalt who saw a way to build protection into necessarily vulnerable points of overall design - at the bow, for instance, where the now-legendary Cobalt scuff plate stands guard or at the windshield where a stainless steel latch beefs the hold in the open position.

As each Cobalt winds its way through the plant in Neodesha, the standards of the manufacturing process put into place the benefits of practical design. Spec'd as "the very best available," the raw materials of a Cobalt undergo testing and retesting, even as Statistical Process Control guarantees accu-



racy, efficiency, and economy across every step of the manufacture of boats working toward total customer satisfaction. Always, always though the individual Cobalt craftsman determines ultimate value. Daily, every Cobalt associate decides when a job has been done right.

And so it goes.

Day after day, more practical applications of imagination and ingenuity, more personal accountability, more hand craftsmanship, more conviction that - airplanes aside - all things are possible.






Beyond THE CONSTRUCTION


Mere production can be very different from true productivity. At Cobalt we concern ourselves, first and last, with the quality as opposed to the quantity of our product. Nowhere is this Cobalt preoccupation with time spent on a job done right more obvious than in the laying of the hull, a process that we simply refuse to rush.

“My kids will see a boat, and they’ll ask me, ‘Did you build that boat, Daddy? Did you build that boat?’ And, you know, it gives me a great deal of pride to be able to say back to them, ‘Honey, I build the best boat in the world.’”

Shannon Huser, Hull Lay-Up
Cobalt Associate since 1994

At Cobalt the hull means handiwork, with every layer rolled and rolled and rolled some more by craftspeople who believe that yet one more careful pass just can't hurt. And so the layers accumulate, eight altogether on the hull bottom and a full sixteen at the keel. Reinforced with Kevlar® and then strengthened again with Spraycore®, the hull's structure hardens into the critical component of the legendary Cobalt ride, as another Cobalt hull emerges from molds maintained with NASA sorts of attention to tiny, tiny, barely begun imperfections.





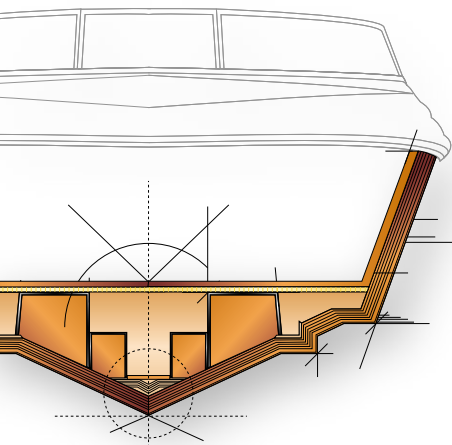
Multiple layers of hand laid fiberglass woven roving and mat give the ultimate strength fiberglass parts.



Hand waxing of the molds for a flawless no buffer-swirl finish in the final hull.



Sea trials in Washington's Puget Sound by Cobalt's engineering manager and licensed captain. Real world testing in extreme conditions ensure new designs and construction techniques exceed the Cobalt standards.



At Cobalt, even in a process as intrinsically robotic as molding, craftsmanship plays its large part. The quality of the mold equals the quality of the finish, and so hand-waxing follows after every other part. Old finishes are reworked after every ten parts. No power buffers are allowed, and therefore no unsightly marks or patterns are left behind.

And because time in the mold ensures integrity, flexible strength, and year-to-year dependability, the long hours spent in the mold matter even more. Every Cobalt hull cures and cures a while longer - well beyond normal industry standards.

At Cobalt the materials of construction work with the methods of construction in the evolution of a hull imitated every day in an industry unable to improve upon the Cobalt extended running surface. At the transom, for instance, next-generation technology has replaced every last ounce of wood, as all-composite construction - more than two inches thick - assumes all the loads and pressures, all the waterborne assault that a



The transom cut-out shows a core of structural composite that remains immune to rot for a lifetime.

transom must endure. Meanwhile the Cobalt transom isolates noise and vibration, its design and construction proven on every sunrise ski run, every evening's cruise to dinner.

And then, in the mating of the single-piece deck side-wall and floor with the hull, all the hand-craftsmanship, all the technology, all the time exceptionally well spent pay off in the creation of a Cobalt's stout heart. Here is structural soundness unmatched by any would-be competitor. Here is a boat built for thirty summers of hard, sun-filled, fun-filled use. Here, according to some little kids from southeast Kansas, is the best boat in the world.





Beyond **A LIFETIME**

Cobalt has always taken the long view. Any manufacturer can point with pride to boats in their factory wrap, but Cobalt builds boats that, with just a little love and care, will look and perform like new after a couple of decades of family occasions. Take the helm of a teenaged Cobalt. Notice the fit and finish in place after seventeen summers. Smile at the faultless reflection in the gelcoat, smooth, lustrous,

“We have a job to do: to build the best boats in the world. Simple as that.”

Robert Allen, Large Boat Assembly
Cobalt Associate since 1994

its graphics still bold and distinct. Feel the deep-down luxury of the seats, supportive and supple, as intent on day-long comfort as on the day of their manufacture.

Cobalt boats age gracefully, age usefully because of the abiding strength of their construction. No boat builder believes more than Cobalt in stainless steel and its application stem to stern. Stainless simply does not fade. It does not weaken, and so stainless steel is the structural material of choice in all Cobalt gunwale, one-piece hand, and swim platform. Boarding ladders to latches to motorbox hinges, heavy-gauge stainless is solid and sure.






The strength and beauty of stainless steel engine vents for a lifetime of durability. No plastic here.



The Cobalt rot-proof composite floor with a core of polypropylene structural honeycomb.



No wood to be found in the structural components of the Cobalt hull; a fiberglass stringer system, fiberglass motor mounts, and a composite transom.



Another Cobalt original, a solid stainless steel latch system for securing the windshield walk-thru door when open.

Every cast fitting that passes through the hull is solid stainless, as are all the vents and scuff plates. And naturally, stainless does the job at points of high stress, at the windshield with its custom braces, for example, and in all supports for canvas.



Cobalt longevity is obvious, some of the reasons why less so. Invisible composites, hyperlight and hyper-strong, compose every Cobalt transom. No wood there, not in that all-important forcefield. No wood either in the polypropylene structural honeycomb of the floor. Nor in the all-fiberglass stringers where a methacrylate bonding compound adds lifelong permanence. No

wood in the water-impervious roto-cast seat bases.

Cobalt pioneered the use of metal backing plates – under the seat bases, below all hardware and windshield mountings – and over time some competitors have seen the wisdom of such pervasive reinforcement. But few, if any other manufacturers embed the backing in the fiberglass, a tradition that Cobalt has carried since its beginning.



Other Cobalt exclusives call out for individual recognition, of course. Some of them time-tested and still

unique – the whispered elegance of a leathered steering wheel, for example, standard on every Cobalt built. Some of them rip-snorting and first-and first-ried right here – say, windshield designs that wow with strength and beauty.

So look here. Notice once more Cobalt's unprecedented melding of the hyperbolic and the day-to-day, the practical intersection of the wished-for and the entirely possible.

Right here. In Neodesha.

Where, again tomorrow morning, Robert Allen will arrive to do work way, way beyond any job description.





Beyond **THE INTERFACE**

*T*he technical word is "interface," those sensory exchanges between boat and owner, those points of contact so fundamental to the enjoyment of a day on the water, so critical to the determination of a boat's long-term value. Glance at any of the cockpit photography a few pages along, and witness the full effect of a Cobalt interior in the altogether. Better yet, cruise a Cobalt at first opportunity for some meaningful, memorable interfacing of your own.

"If I approve a part, it will be straight, smooth, uniform, and cosmetic."

Cindy Hawley, Upholstery
Cobalt Associate since 1994



Start at the helm, where strength meets stylish strength. Rock-solid fiberglass substructure rides beneath upholstered good looks, as optional woods wait to dress the helm's metal panels. The instrumentation and its mountings borrow from aircraft and jewelry designers alike. Switching is sure, firm, and right there.



The elegant flow of line and precision stitching in the side panels are rivaled only by their life-long composite structure and ergonomic design.



Fine upholstery over solid fiberglass structures, aluminum panels, real wood accents, and sealed stainless steel switches come together as one ultimate helm station.



Full instrumentation is always custom detailed to flow perfectly into Cobalt's helm station design.

Cobalt interiors remain the industry benchmark of luxury.

The flip-lip seat, that grand old Cobalt invention now being copied here and there, introduces cockpit seating whose layout welcomes, whose firmness supports all day long, whose flexibility adapts to exactly who and



how many have come aboard. All Cobalt upholstery is now two-toned, bow to stern, every model - 202 to 323, and again this year Cobalt upholstery involves the fingers. Buttersoft and bullstrong, as tactile as they're easy on the eye, the vinyls here

are never expanded, always double-fastened with both glues and staples, and stitched with meticulous precision. Underfoot, the carpet is snap-down/snap-out, rubber-backed, backed again with skip resistant no-flex flooring under all, and heavy. Heavy far beyond any marine standard.



Fast forward now to Cobalt audio and video systems, to the music and movies waiting to make good afternoons more melodic, good evenings more dramatic. Six water-

proof speakers position themselves strategically, aiming tunes to maximum entertainment effect; Sonys are standard, Kickers optional. Standard too are iPod® and MP3 ports, remote controls mounted at the helm and optionally at the transom, and - on some boats - DVD packages. For boaters really ready to rock, there are optional subwoofers, tower speakers with power amps, and the million or so musical and informational choices that are XM satellite radio.

Cobalt has covered the interfacial bases, it would seem, sufficient to the Cindy Hawley seal of approval. Straight, smooth, uniform, and very, very good looking.





Beyond THE ENGINEERING

Engineering anticipates. The engineer's job description asks that chance be predicted, that the effects of happenstance be eliminated or, at least, minimized. Cobalt engineers do not ask idly "What's the worst that could happen?" Cobalt designers understand that no boat is called a Cobalt until testing and more testing have proven its flawless operation. And so every Cobalt undergoes a full half-hour of running under maximum load in the test tank, with

"We work together back here. If there's a problem, we'll throw six or eight guys in a boat until the job is done right."

Tim Bohannon, Power Station
Cobalt Associate since 1989

well more than 30 checks of its systems completed. Boats are pulled at random from the production line for a trip to the lake for rigorous testing under real-world conditions; indeed, all boats 28 feet and larger are lake-tested.

In those components where experience has shown the critical importance of trouble-free performance, Cobalt brings extra attention to the details of design and installation. In the electrical system, most of all - where, as boaters know, little problems can quickly ruin a day on the water. Cobalt insists consequently on single runs in the wiring, with no splices, all harnesses made completely and expertly in-house, coded with those historic Cobalt colors.

All connectors attach mechanically, with quick disconnects at each component. All boats are wired for virtually every option in this brochure,





Wide access engine compartments with gas-assist cylinders or power actuators on the hatch. All models available with a full range of MerCruiser or Volvo Penta engines and stern drives.



Every boat produced is put through a 30-point check while run under load for 30 minutes in the test tank.

those installed at the factory of course, and those to be added later. Batteries are switched for single or optional dual hookups.

The little details attended to, Cobalt performance then concerns itself with horsepower. Raw torque efficiently and economically used; brute force in the refined service of safety and direction and purpose. And so Cobalt owners choose from a weight-room overrun with Volvo Penta and MerCruiser stern drive power, each fuel-injected, with major choices waiting in either single or dual prop drives, and more choices still with closed cooling systems. No choice whatsoever in the matter of warranty though: Cobalt protects the powertrain for five years, the manufacturer's promises extended until 2013 or so.

Every boat manufacturer pays major attention to the powerplant; Cobalt worries about the space surrounding. Engine compartments on a Cobalt are large, accessible, welcoming to owner and mechanic alike, with either gas-assist cylinders or power lifts waiting to let the sun shine in. All lighting necessary to engine investigation, maintenance, or repair has been built in. Storage areas come along at no extra charge, and the entire interior area has been finished to aircraft sorts of standards.

Fact is though, all the engineering in the world



cannot anticipate the rigors of the manufacturing day, any given morning's umpteen thousand little exchanges of premium raw materials with relentless hand craftsmanship, exchanges that honestly must go just so. And so when engineering isn't working at the moment, when anticipation a thousand-fold fails to answer a crisis, when a big Merc refuses to nestle quietly into a 303 on a late Thursday afternoon ... well ... that particular moment is when engineering takes a quick backseat to Tim Bohannon and six or eight other big old boys with about 45 minutes to make things turn out, you know, as calculated.





Beyond THE WARRANTY

Rick Schoonover did not write the warranties that ensure Cobalt owners' ongoing satisfaction with their boats. Rick Schoonover does, however, work very hard to ensure that those warranties retain day to day their teeth. Rick takes care of Cobalt dealers, helping them obtain parts quickly and accurately, so that warrantied service and repairs proceed quickly and accurately.

"Our dealers know that if I make them a promise, it's going to happen."

Rick Schoonover, Parts Distribution
Cobalt Associate since 1982

Cobalt warranties guarantee a full shop rate to dealers, and so there is no hesitation, no scrimping, no slow or second-rate service on warranty work. Completely transferable, comprehensive, and very very long, Cobalt warranties extend to ten years on the hull and deck; five years on the engine and powertrain, the electrical system, and instrumentation; and two years on the gelcoat, upholstery, and canvas - a generous and embracing package of protections again this year recognized as the strongest in the marine industry.

The promise-keeper Rick Schoonover comes along as an integral part of that package, at no extra charge.

TEN YEAR PROTECTION

Hull & Deck Structure: Floors, stringers, bulkheads, motor mounts, transom, all deck and hull joints

FIVE YEAR PROTECTION

- Engine:** Internally lubricated parts
- Stern Drive:** Internally lubricated parts in upper and lower housings
- Intermediate Housing:** Shaft, U-Joints, bearings
- Steering:** Helm, rack, cable, pump, seals and gaskets
- Power Trim:** Pump, cylinders, solenoids, switches, seals and gaskets
- Electrical:** Alternator, voltage regulator, electronic ignition module, ignition coil, starter motor, wiper motor, engine wiring harness, courtesy lights, docking lights, battery switch, battery isolator, bow light, horn, anchor light, spotlight, blower motor, electric hatch motor and switch
- Fuel Delivery:** Fuel injection control units and injectors, fuel injection pump, fuel injector rails, fuel delivery pump, flame arrestor
- Controls:** Control box, neutral safety switch, cables
- Instrumentation:** Tachometer, oil pressure, volt gauge, hour meter, speedometer, engine temperature, trim gauge, fuel gauge, oil temp
- Accessories:** Air conditioner, cockpit heater, air/water temperature gauge, engine battery charger, compass, depth finder, transducer and wiring harness, generator, refrigerator, galley sink and faucet, shore power, stainless steel deck railings, stainless steel rubrail, stainless steel hardware, stereo/CD player, dash stereo remote, trim tabs, waste system, water system, stove, microwave, windlass
- Electronics:** Radar, GPS, VHF Radio
- Non-Defect Failures:** Overheating, pre-ignition, detonation, scored pistons, tuliped valves, carbonized rings, heat collapsed rings, burnt valves, bent valves, warped heads, heat cracked heads and block (excludes freezing), thermostat failures, sensor failures
- Additional Benefits:** Choice of towing, dockside assistance, hoist and lift out or pick up and delivery. Taxes, shop supplies, lubricants, coolants, filters, spark plugs, hoses, clamps, belts, engine tuning, and lake/sea trial when necessary for a covered repair.

TWO YEAR PROTECTION

- Gelcoat Finish:** Protection from crazing, stress cracks, air voids or blisters
- Upholstery:** Protection from defective materials or workmanship
- Other Components:** Steering wheel, seat mechanisms, hinges, ladders, etc.
- Canvas:** All Sunbrella® canvas

ONE YEAR PROTECTION

- Components:** Fuel tank, automatic fire extinguisher, windshield



Est. 1968

2008 Anniversary Collection

We've always tried to show our customers their very best selves.

And so this year's anniversary collection brings along all the hallmarks of our historical infatuation with boats as backdrops; as ideal, made-to-order settings for enjoyment of life and lifelong friends. The 2008 collection introduces three new boats: the 202 with its always-and-everywhere insistence on rambunctious good times, the 242 with its wraparound convenience and big-hearted comfort, and the 303 with its announced plans to be all things to all boaters.

We have other good news to share, news about Cobalt's best work in the year just past, recognition in the form of awards and certifications: from both Mercury and Volvo Penta for the quality of our installation of their motors (thereby guaranteeing safety, reliability, and optimum performance for our owners); from the National Marine Manufacturer's Association demonstrating Cobalt's commitment to boating safety as determined by the United States Coast Guard and to the enjoyment of boating as determined by the American Boat and Yacht Council; and An award recipient of the Marine Industry CSI Award for Excellence in Customer Satisfaction for the fifth year in a row.

Come down to the sea with us then. Find there your happiest self. And join Cobalt in our headlong pursuit of romance, adventure, and fiberglass.

Lots and lots of fiberglass.





Beyond DIFFICULT CHOICES

"Heads, I'm the captain. Tails, you sit portside."



202




The new 202 may be the smallest Cobalt, but it brings along all the nuances of design resulting from the thought and planning lavished on our biggest performance cruisers. The 202 invites its owners toward meaningful decision-making, as every square inch of its 8'6" beam, its 22'5" length, bow scuff plate to extended swim platform, has been applied to flat-out boating fun, to ease and function and convenience at every turn.


In the matter of sweet, sweet looks, 202 owners have no options whatsoever. Here are long, smooth, graceful lines, with such attention to surface detail, to the sweep and flow of subtlety as might catch a perfect light. The 202 looks good, looks big, is big. In the bow, for example, where the design showcases room, massive seating room that is every bit as real as the flared lines would have one believe.

Instrumentation is focused, efficient, all function with just enough flair to catch . . . and hold . . . the eye. The entire helm station is sleek and attuned to the navigational task at hand. Set alongside the black-leather tilt steering wheel, the all-knowing gauges are accessible, prominent, legible in the extreme, even as optional GPS and compass open the 202 to extended cruises

on major water. Storage is everywhere, including ski space in the floor.

Flip a coin. Heads, own the 202 today. Tails, own it yesterday.



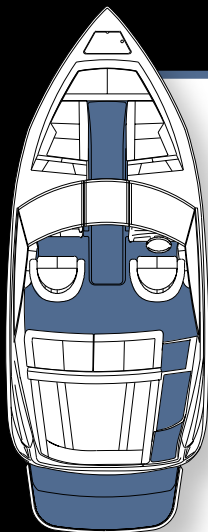


The 202 takes full responsibility for the deep-down comfort of everyone who comes aboard, with big-time walk-around room in the cockpit complementing the high-back captain's chairs forward. An optional dinette table waits for the fried chicken and potato salad. Aft seating is broad and big-hearted in its welcome, straightahead and unequivocal toward a coming afternoon's happy minutes.



Question is: with all these sedentary choices, bow and cockpit alike, who will sit, luckily, next to whom?





SPECIFICATIONS

Length Overall w/o Swim Platform	20' 4"	6.20 m
Length Overall w/Swim Platform	22' 5"	6.83 m
Beam	8'6"	2.59 m
Interior Cockpit Width	89"	2.26 m
Deadrise at Transom	20°	20°
Capacity: Fuel	40 gal	151 L
Capacity: Fresh Water	10 gal	38 L
Bridge Clearance w/o Bimini	4'	1.22 m
Bridge Clearance w/Tower	7' 7"	2.31 m
Draft, Drive Up	24"	.61 m
Draft, Drive Down	36"	.92 m
Dry Weight (can vary with opt. equip.)	3850 lbs	1746 kg
Boat Certified Capacity	12 persons	
Boat Certified Capacity w/Gear	1650 lbs	748 kg

MERCUISER POWER

4.3 L MPI Alpha	220 php	(164 PkW)
4.3 L MPI Bravo 3	220 php	(164 PkW)
5.0 L MPI Alpha	260 php	(194 PkW)
5.0 L MPI Bravo 1	260 php	(194 PkW)
5.0 L MPI Bravo 3	260 php	(194 PkW)
350 Mag MPI Alpha	300 php	(224 PkW)
350 Mag MPI Bravo 1	300 php	(224 PkW)
350 Mag MPI Bravo 3	300 php	(224 PkW)
350 Mag MPI Bravo 3 SeaCore	300 php	(224 PkW)
6.2 MPI Bravo 1	320 php	(239 PkW)
6.2 MPI Bravo 3	320 php	(239 PkW)
6.2 MPI Bravo 3 SeaCore	320 php	(239 PkW)

VOLVO PENTA POWER

4.3 GXi SX	225 php	(168 PkW)
4.3 GXi DP	225 php	(168 PkW)
4.3 OSi XDP	225 php	(168 PkW)
5.0 GXi SX	270 php	(201 PkW)
5.0 GXi DP	270 php	(201 PkW)
5.0 OSi XDP	270 php	(201 PkW)
5.7 Gi SX	300 php	(224 PkW)
5.7 Gi DP	300 php	(224 PkW)
5.7 OSi XDP	300 php	(224 PkW)
5.7 GXi SX	320 php	(239 PkW)
5.7 GXi DP	320 php	(239 PkW)
5.7 OSXi XDP	320 php	(239 PkW)

STANDARD EQUIPMENT

DASH AND INSTRUMENTATION

- Accessory Power Plug - 12 Volt
- Black Leather Steering Wheel - *pg. 59*
- Depth & Water/Air Temp Gauge Package
- Hour Meter

STEREO

- AM-FM CD w/6 Speakers - *pg. 23, 48*
- iPod™/MP3 Port - *pg. 23, 32, 48*
- Stereo Remote, Dash - *pg. 19*

EXTERIOR

- Anchor Locker
- Bow Scuff Plate, Stainless Steel - *pg. 5, 28*
- Midship Cleats
- Swim Platform, Extended w/Ladder - *pg. 8, 26, 31, 32, 36, 39, 40, 42, 43, 46, 47, 51, 54, 56, 59*

INTERIOR

- Bow Walk-Thru Doors - *pg. 19*
- High-Back Captain's Chairs w/Pocket - *pg. 20, 24*
- Removable Bow and Cockpit Carpet - *pg. 11*

STRUCTURE / SAFETY / PERFORMANCE

- 10 Year Hull/Deck Warranty - *pg. 15*
- 5 Year Powertrain Warranty - *pg. 15*
- Battery Switch - Single
- Composite Floor - *pg. 9*
- Composite Transom - *pg. 7*
- Fiberglass Cockpit Liner
- Fiberglass Stringer System - *pg. 9*
- Fire Extinguisher, Manual
- Ignition Safety Switch
- Kevlar™ Reinforced Hull
- Stainless Steel Windshield Braces
- Through Prop Exhaust

OPTIONAL EQUIPMENT

CANVAS

- Bimini Top - *pg. 66*
- Bow Tonneau Cover - *pg. 66*
- Cockpit Tonneau Cover - *pg. 66*
- Mooring Cover - *pg. 66*

DASH AND INSTRUMENTATION

- Black Leather/SS Steering Wheel - *pg. 19, 55*
- Black Leather/SS Wheel w/Wood Dash Pkg. - *pg. 64*
- Compass - *pg. 59*
- GPS/Plotter (removable) - *pg. 20, 69*
- Wood Dash/Trim Package - *pg. 44, 47, 52*

STEREO

- Premium Sound System - *pg. 69*
- Stereo Remote, Transom
- Tower Speakers - *pg. 30, 32, 67, 69* (req. Premium Sound & Dual Batt)
- XM Satellite System

EXTERIOR

- Docking Lights-Stainless Steel - *pg. 5, 18, 58*
- Flagpole w/USA & Cobalt Flag - *pg. 50, 51, 67*
- Three Color Custom Graphics - *pg. 26, 38, 54, 68*
- Transom Shower (10 gal water)
- Transom Tilt Switch
- Wakeboard Racks w/Swivel (2) - *pg. 30, 31, 67*
- Water Sports Tower w/Bimini Top - *pg. 30, 31, 38*
- Water Sports Tower w/Sunshade


INTERIOR

- Aft Walk-Thru Carpet - *pg. 56*
- Aft Walk-Thru Filler Cushion(s)
- Air Compressor w/Holder
- Bow Cushion Insert
- Dinette Table - *pg. 68*
- Rivulet Carpet Upgrade - *pg. 11* (sand interior only)
- Stainless Steel Foot Tread - *pg. 67* (helm only)

STRUCTURE / SAFETY / PERFORMANCE

- Anti-Corrosion System
- Battery Switch - Dual
- Captain's Call Exhaust
- Captain's Call Plus (w/Mufflers)
- CE Fire Extinguisher, Automatic System
- Closed Cooling System (Volvo only)
- Cruise Control - *pg. 39, 67*
- Fire Extinguisher, Automatic System
- Stainless Prop Exchange
- Tool Kit

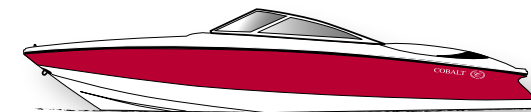
GELCOAT COLORS



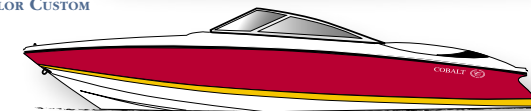
GRAPHIC STYLES

Any combination of gelcoat colors.

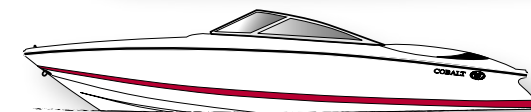
CLASSIC



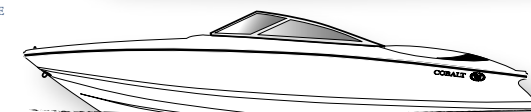
THREE COLOR CUSTOM




SPORT




ALL WHITE




SAND SIERRA INTERIOR



GREY SIERRA INTERIOR



RIVULET CARPET OPTION



(1) Specifications and equipment can be subject to unforeseen changes.

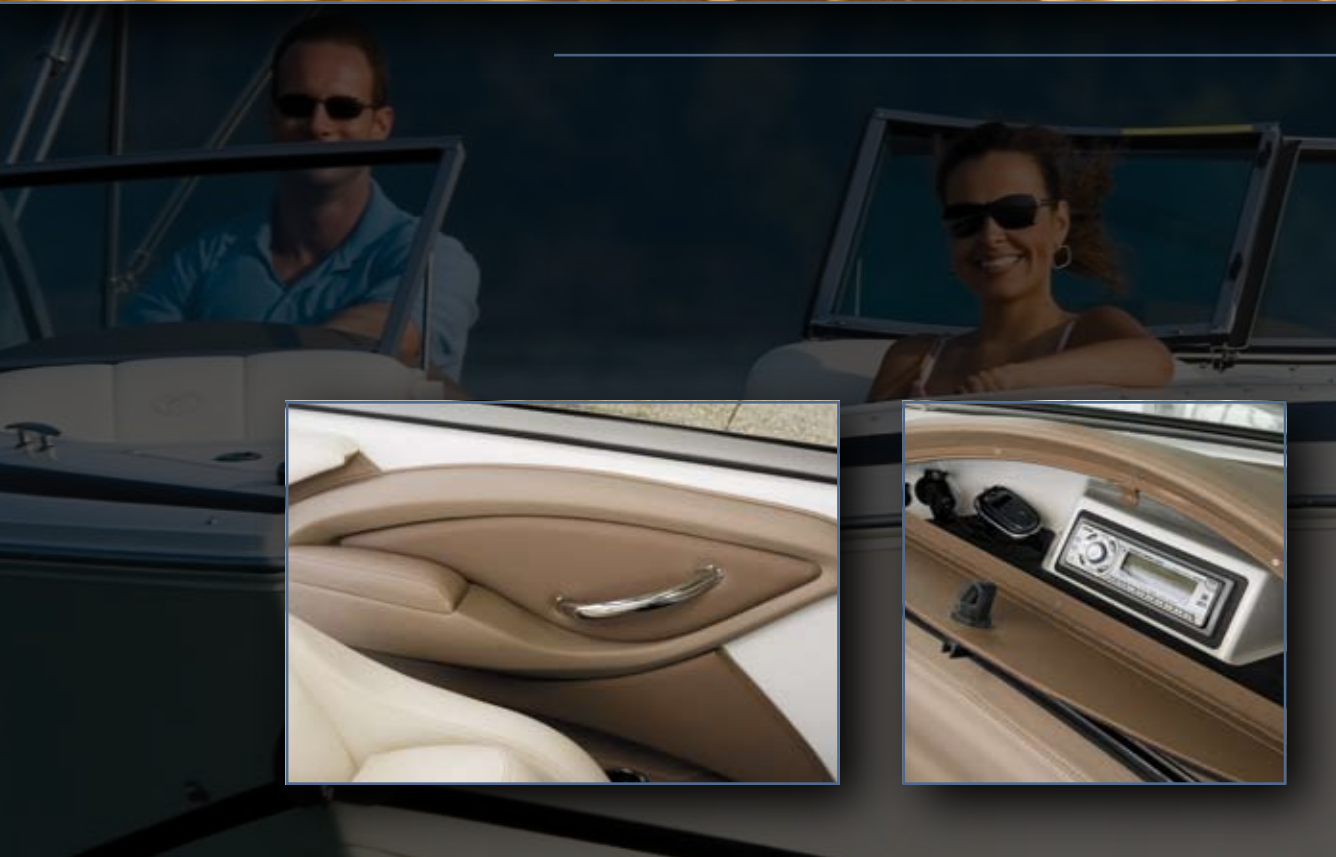
(2) Colors shown may vary due to limitations of the printing process and the light under which they are viewed.

Beyond PURCHASE DECISIONS

"Gloating does not become you, dear."



212



There are dozens of reasons for owning the Cobalt 212. Spend five minutes or so in the company of the 212, and find wish-fulfillment of a truly individual sort. Pick your rationale. The subtle striping along a long, elegant profile maybe. Or aft, a stepped swim platform and a generous and welcoming sunpad. Amidships, the simplified design of the flattened windshield for maximized use of space. At the bow, enhanced seating, meaning more padding on a higher, deeper frame with muscular lumbar support from the new backrest. At the helm, emboldened instrumentation, clean and legible, crisp and aeronautical. Or perhaps the new, more deeply textured vinyls, more soothing mixes of color throughout.


Own the Cobalt 212 because of its reliability across the years, its performance every time out, its smashing good looks this immediate moment. Or own it for all the reasons important to your spouse, your parents, your children, your friends. In a week or two, the 212 will be yours and yours alone.






The 212's invitation to come aboard is inclusive; everyone will find an interior rich in appointments, well versed in the fine points of entertaining, with seating adaptable to the posture of the moment. A massive cooler stands ready, molded in and out of sight. For convenience's sake, a gas cylinder assists in the anchor locker. For safety's and appearance's sake, stainless steel is 212's metal of choice for hardware stem to stern.

Think deep thoughts. Keep your own counsel. Own the 212.



SPECIFICATIONS & EQUIPMENT ⁽¹⁾

COLOR SELECTIONS ⁽²⁾



SPECIFICATIONS

Length Overall w/o Swim Platform	21'	6.40 m
Length Overall w/Swim Platform	23' 7"	7.11 m
Beam	8' 6"	2.59 m
Interior Cockpit Width	88 1/2"	2.25 m
Deadrise at Transom	21°	21°
Capacity: Fuel	50 gal	189 L
Capacity: Fresh Water	10 gal	38 L
Bridge Clearance w/o Bimini	4' 9"	1.45 m
Bridge Clearance w/Tower	7' 6"	2.29 m
Draft, Drive Up	26"	.66 m
Draft, Drive Down	36"	.91 m
Dry Weight (can vary with opt. equip.)	4100 lbs	1860 kg
Boat Certified Capacity	12 persons	
Boat Certified Capacity w/Gear	1800 lbs	816 kg

MERCUISER POWER

4.3 L MPI Alpha	220 php	(164 PkW)
4.3 L MPI Bravo 3	220 php	(164 PkW)
5.0 L MPI Alpha	260 php	(194 PkW)
5.0 L MPI Bravo 1	260 php	(194 PkW)
5.0 L MPI Bravo 3	260 php	(194 PkW)
350 Mag MPI Alpha	300 php	(224 PkW)
350 Mag MPI Bravo 1	300 php	(224 PkW)
350 Mag MPI Bravo 3	300 php	(224 PkW)
350 Mag MPI Bravo 3 SeaCore	300 php	(224 PkW)
6.2 MPI Bravo 1	320 php	(239 PkW)
6.2 MPI Bravo 3	320 php	(239 PkW)
6.2 MPI Bravo 3 SeaCore	320 php	(239 PkW)

VOLVO PENTA POWER

4.3 GXi SX	225 php	(168 PkW)
4.3 GXi DP	225 php	(168 PkW)
4.3 OSi XDP	225 php	(168 PkW)
5.0 GXi SX	270 php	(201 PkW)
5.0 GXi DP	270 php	(201 PkW)
5.0 OSi XDP	270 php	(201 PkW)
5.7 Gi SX	300 php	(224 PkW)
5.7 Gi DP	300 php	(224 PkW)
5.7 OSi XDP	300 php	(224 PkW)
5.7 GXi SX	320 php	(239 PkW)
5.7 GXi DP	320 php	(239 PkW)
5.7 OSXi XDP	320 php	(239 PkW)

STANDARD EQUIPMENT

DASH AND INSTRUMENTATION

- Accessory Power Plug - 12 Volt
- Black Leather Steering Wheel - *pg. 59*
- Depth & Water/Air Temp Gauge Package
- Hour Meter

STEREO

- AM-FM CD w/6 Speakers - *pg. 23, 48*
- iPod™/MP3 Port - *pg. 23, 32, 48*
- Stereo Remote, Dash - *pg. 19*

EXTERIOR

- Anchor Locker
- Bow Scuff Plate, Stainless Steel - *pg. 5, 28*
- Midship Cleats
- Swim Platform, Extended w/Ladder - *pg. 8, 26, 31, 32, 36, 39, 40, 42, 43, 46, 47, 51, 54, 56, 59*

INTERIOR

- Bow Walk-Thru Doors - *pg. 19*
- High-Back Captain's Chairs w/Pocket - *pg. 20, 24*
- Removable Bow and Cockpit Carpet - *pg. 11*

STRUCTURE / SAFETY / PERFORMANCE

- 10 Year Hull/Deck Warranty - *pg. 15*
- 5 Year Powertrain Warranty - *pg. 15*
- Battery Switch - Single
- Composite Floor - *pg. 9*
- Composite Transom - *pg. 7*
- Fiberglass Cockpit Liner
- Fiberglass Stringer System - *pg. 9*
- Fire Extinguisher, Manual
- Ignition Safety Switch
- Kevlar™ Reinforced Hull
- Stainless Steel Windshield Braces
- Through Prop Exhaust

OPTIONAL EQUIPMENT

CANVAS

- Bimini Top - *pg. 66*
- Bow Tonneau Cover - *pg. 66*
- Cockpit Tonneau Cover - *pg. 66*
- Mooring Cover - *pg. 66*

DASH AND INSTRUMENTATION

- Black Leather/SS Steering Wheel - *pg. 19, 55*
- Black Leather/SS Wheel w/Wood Dash Pkg. - *pg. 64*
- GPS/Plotter (removable) - *pg. 20, 69*
- Wood Dash/Trim Package - *pg. 44, 47, 52, 67*

STEREO

- Premium Sound System - *pg. 69*
- Stereo Remote, Transom
- Tower Speakers (req. Premium Sound & Dual Batt) - *pg. 30, 32, 67*
- XM Satellite System

EXTERIOR

- Deck Stripe - *pg. 22, 23, 24*
- Docking Lights-Stainless Steel - *pg. 5, 18, 58*
- Flagpole w/USA & Cobalt Flag - *pg. 50, 51, 67*
- Motorbox Actuator
- Three Color Custom Graphics - *pg. 26, 38, 54, 68*
- Transom Shower (10 gal water)
- Transom Tilt Switch
- Wakeboard Racks w/Swivel (2) - *pg. 30, 31, 67*
- Water Sports Tower w/Bimini Top - *pg. 30, 31, 38*
- Water Sports Tower w/Sunshade


INTERIOR

- Adjustable Seat Pedestals - *pg. 39, 67*
- Aft Walk-Thru Carpet - *pg. 56*
- Aft Walk-Thru Filler Cushions - *pg. 68*
- Air Compressor w/Holder
- Bow Cushion Insert
- Dinette Table - *pg. 47, 56, 59*
- Rivulet Carpet Upgrade (sand interior only) - *pg. 11*
- Stainless Steel Foot Tread (helm only) - *pg. 67*

STRUCTURE / SAFETY / PERFORMANCE

- Anti-Corrosion System
- Battery Switch - Dual
- Captain's Call Exhaust
- Captain's Call Plus (w/Mufflers)
- CE Fire Extinguisher, Automatic System
- Closed Cooling System (Volvo only)
- Cruise Control - *pg. 39, 67*
- Fire Extinguisher, Automatic System
- Stainless Prop Exchange
- Tool Kit
- Trim Tabs - *pg. 68*

GELCOAT COLORS



GRAPHIC STYLES

Any combination of gelcoat colors.

CLASSIC



CLASSIC w/DECK STRIPE




THREE COLOR CUSTOM




THREE COLOR CUSTOM w/DECK STRIPE



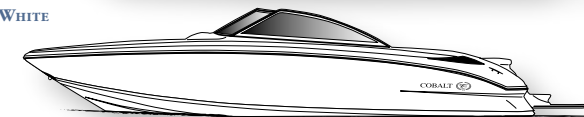
SPORT




SPORT w/DECK STRIPE




ALL WHITE




SAND SIERRA INTERIOR



GREY SIERRA INTERIOR



RIVULET CARPET OPTION



(1) Specifications and equipment can be subject to unforeseen changes.
 (2) Colors shown may vary due to limitations of the printing process and the light under which they are viewed.

Beyond TAKING IT EASY

"I'm fairly certain I've forgotten how to worry."



220



On a typical day the Cobalt 220 floats in that rare place where truly responsible people make high-level decisions about life's critical issues. Should we go back to the marina for lunch? Where should we anchor the boat to watch the fireworks in the harbor? Born and bred in a tradition of boatbuilding that spans four decades emphasizing reliability and long-term performance and enduring value above all other considerations, the 220 makes it easy not to worry. In comfort: with high-back captain's chairs, sculpted lounges fore and aft, and a large and restful sunpad that positively drains away stress. Even the gunwhales are padded and waiting for a daydream believer. The fabrics and textures throughout the 220 embody relaxation in its purest form, all part of Cobalt's gathering of standard and optional comforts that soften the edges of life aboard the 220. An iPod™/MP3 port extends the soothing effects of the standard AM-FM CD and complements in a perfectly leisurely way the optional XM satellite system and 10-disc CD changer with amplified premium speakers and a booming subwoofer.

Just for slow dances, mind you. There will be slow dancing only this particular afternoon.






In daylong pursuit of the good life, in its insistence on making Monday morning so much like Saturday afternoon, the Cobalt 220 is nonetheless the most practical of boats, down-to-earth and day-to-day in its creature conveniences: more than ample storage in spaces at once accessible and out of the way, cold drinks and a tuna-salad sandwich always in arm's reach, safety equipment immediately at hand, and docking lights for the last leg home after big fun on a slalom run powered by the muscled-up 220 powertrain of choice.

And all in the wraparound welcome of an interior that puts one's workplace, at the very least, about one thousand miles away.



SPECIFICATIONS & EQUIPMENT ⁽¹⁾

COLOR SELECTIONS ⁽²⁾



SPECIFICATIONS

Length Overall w/o Swim Platform	22'	6.71 m
Length Overall w/Swim Platform	24'	7.32 m
Beam	8' 6"	2.59 m
Interior Cockpit Width	90 1/4"	2.29 m
Deadrise at Transom	20°	20°
Capacity: Fuel	50 gal	189 L
Capacity: Fresh Water	10 gal	38 L
Bridge Clearance w/o Bimini	4' 3"	1.30 m
Bridge Clearance w/Tower	8' 5"	2.57 m
Draft, Drive Up	24"	.61 m
Draft, Drive Down	36"	.91 m
Dry Weight (can vary with opt. equip.)	4040 lbs	1833 kg
Boat Certified Capacity	12 persons	
Boat Certified Capacity w/Gear	1650 lbs	748 kg

MERCUISER POWER

5.0 L MPI Alpha	260 php	(194 PkW)
5.0 L MPI Bravo 1	260 php	(194 PkW)
5.0 L MPI Bravo 3	260 php	(194 PkW)
350 Mag MPI Alpha	300 php	(224 PkW)
350 Mag MPI Bravo 1	300 php	(224 PkW)
350 Mag MPI Bravo 3	300 php	(224 PkW)
350 Mag MPI Bravo 3 SeaCore	300 php	(224 PkW)
6.2 MPI Bravo 1	320 php	(239 PkW)
6.2 MPI Bravo 3	320 php	(239 PkW)
6.2 MPI Bravo 3 SeaCore	320 php	(239 PkW)
496 Mag MPI Bravo 1	375 php	(280 PkW)
496 Mag MPI Bravo 3	375 php	(280 PkW)
496 Mag HO Bravo 1 X	425 php	(317 PkW)
496 Mag HO Bravo 3 X	425 php	(317 PkW)

VOLVO PENTA POWER

5.0 GXi SX	270 php	(201 PkW)
5.0 GXi DP	270 php	(201 PkW)
5.0 OSi XDP	270 php	(201 PkW)
5.7 Gi SX	300 php	(224 PkW)
5.7 Gi DP	300 php	(224 PkW)
5.7 OSi XDP	300 php	(224 PkW)
5.7 GXi SX	320 php	(239 PkW)
5.7 GXi DP	320 php	(239 PkW)
5.7 OSXi XDP	320 php	(239 PkW)
8.1 Gi DP	375 php	(280 PkW)
8.1 OSXi XDP	375 php	(280 PkW)
8.1 GXi DP	420 php	(313 PkW)

STANDARD EQUIPMENT

DASH AND INSTRUMENTATION

- Accessory Power Plug - 12 Volt
- Black Leather Steering Wheel - *pg. 59*
- Depth & Water/Air Temp Gauge Package
- Hour Meter

STEREO

- AM-FM CD w/6 Speakers - *pg. 23, 48*
- iPod™/MP3 Port - *pg. 23, 32, 48*
- Stereo Remote, Dash - *pg. 19*

EXTERIOR

- Anchor Locker
- Bow Scuff Plate, Stainless Steel - *pg. 5, 28*
- Midship Cleats
- Swim Platform, Extended w/Ladder - *pg. 8, 26, 31, 32, 36, 39, 40, 42, 43, 46, 47, 51, 54, 56, 59*

INTERIOR

- Bow Walk-Thru Doors - *pg. 19*
- High-Back Captain's Chair w/Pocket - *pg. 20, 24*
- Removable Bow and Cockpit Carpet - *pg. 11*

STRUCTURE / SAFETY / PERFORMANCE

- 10 Year Hull/Deck Warranty - *pg. 15*
- 5 Year Powertrain Warranty - *pg. 15*
- Battery Switch - Single
- Composite Floor - *pg. 9*
- Composite Transom - *pg. 7*
- Fiberglass Cockpit Liner
- Fiberglass Stringer System - *pg. 9*
- Fire Extinguisher, Manual
- Ignition Safety Switch
- Kevlar™ Reinforced Hull
- Stainless Steel Windshield Braces
- Through Prop Exhaust

OPTIONAL EQUIPMENT

CANVAS

- Bimini Top - *pg. 66*
- Bow Tonneau Cover - *pg. 66*
- Cockpit Tonneau Cover - *pg. 66*
- Mooring Cover - *pg. 66*

DASH AND INSTRUMENTATION

- Black Leather/SS Steering Wheel - *pg. 19, 55*
- Black Leather/SS Wheel w/Wood Dash Pkg. - *pg. 64*
- Compass - *pg. 59*
- Wood Dash/Trim Package - *pg. 44, 47, 52, 67*

STEREO

- Premium Sound System - *pg. 69*
- Stereo Remote, Transom
- Tower Speakers (req. Premium Sound & Dual Batt) - *pg. 30, 32, 67, 69*
- XM Satellite System

EXTERIOR

- Docking Lights-Stainless Steel - *pg. 5, 18, 58*
- Flagpole w/USA & Cobalt Flag - *pg. 50, 51, 67*
- Motorbox Actuator
- Swim Platform Transom Lighting
- Three Color Custom Graphics - *pg. 26, 38, 54, 68*
- Transom Shower
- Transom Tilt Switch
- Wakeboard Racks w/Swivel (2) - *pg. 30, 31, 67*
- Water Sports Tower w/Bimini Top - *pg. 30, 31, 38*
- Water Sports Tower w/Sunshade


INTERIOR

- Adjustable Seat Pedestals - *pg. 39, 67*
- Aft Walk-Thru Carpet - *pg. 56*
- Aft Walk-Thru Filler Cushions - *pg. 68*
- Air Compressor w/Holder
- Bow Cushion Insert
- Dinette Table - *pg. 68*
- Rivulet Carpet Upgrade (sand interior only) - *pg. 11*
- Stainless Steel Foot Tread (helm only) - *pg. 67*

STRUCTURE / SAFETY / PERFORMANCE

- Anti-Corrosion System
- Battery Switch - Dual
- Captain's Call Exhaust
- Captain's Call Plus (w/Mufflers)
- CE Fire Extinguisher, Automatic System
- Closed Cooling System (Volvo only)
- Cruise Control (n.a. w/Merc big block) - *pg. 39, 67*
- Fire Extinguisher, Automatic System
- Stainless Prop Exchange
- Tool Kit

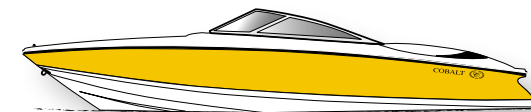
GELCOAT COLORS



GRAPHIC STYLES

Any combination of gelcoat colors

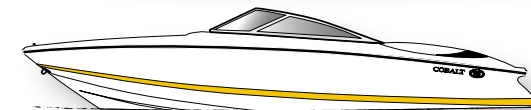
CLASSIC



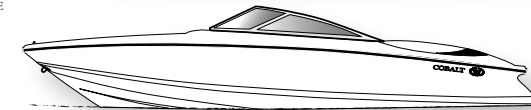
THREE COLOR CUSTOM




SPORT




ALL WHITE



SAND SIERRA INTERIOR



GREY SIERRA INTERIOR



RIVULET CARPET OPTION



(1) Specifications and equipment can be subject to unforeseen changes.


(2) Colors shown may vary due to limitations of the printing process and the light under which they are viewed.

Beyond SHOWING OFF

"I think he's finally learned to deal with his limitations."





222



There are those who would ask too much of their boat. Typically lacking the inhibitions that lifelong careers in banking bring along, these well-meaning owners impose on their 222s a daunting set of requirements: a perfect wake every run, fuel efficiency that belies the horsepower under the hood, comfortable come-one-come-all accommodation for a dozen friends, bedrock stability in the ride, nuanced control at the helm, and an all-around boatly attitude suggesting that indeed all things are possible.

Well. Maybe it's not too much to want after all. Most especially when the 222 responds to the demands of upside-down athletes with the same attention to details of ride and performance, of safety and comfort as it does to an extended family of 12 out for a picnic cruise on Grandparent's Day.


Take a lingering look at the 222. What you see is obviously what you get: a hot rod ready to sit smiling at anchor, making everyone feel wonderfully cared for as the Garden Club plays pinochle in a glassine cove.






The 222's secret to widespread popularity hides here, in an interior equipped to deal at once with beauty contests at the marina and with high-horse runs to the middle of nowhere. Notice for the moment a Sony sound system with an iPod™/MP3 port and seating now made more deeply supportive amid such cool additives as a molded-in ice chest and storage pretty much everywhere and always out of sight.

Now, might a guy catch a little air?



SPECIFICATIONS & EQUIPMENT ⁽¹⁾

COLOR SELECTIONS ⁽²⁾



SPECIFICATIONS

Length Overall w/o Swim Platform	22' 6"	6.86 m
Length Overall w/Swim Platform	25' 1"	7.64 m
Beam	8' 6"	2.59 m
Interior Cockpit Width	89"	2.26 m
Deadrise at Transom	21°	21°
Capacity: Fuel	50 gal	189 L
Capacity: Fresh Water	10 gal	38 L
Bridge Clearance w/o Bimini	4' 9"	1.45 m
Bridge Clearance w/Tower	7' 6"	2.29 m
Draft, Drive Up	26"	.66 m
Draft, Drive Down	36"	.91 m
Dry Weight (can vary with opt. equip.)	4165 lbs	1889 kg
Boat Certified Capacity	12 persons	
Boat Certified Capacity w/Gear	1800 lbs	816 kg

MERCUISER POWER

5.0 L MPI Alpha	260 php	(194 PkW)
5.0 L MPI Bravo 1	260 php	(194 PkW)
5.0 L MPI Bravo 3	260 php	(194 PkW)
350 Mag MPI Alpha	300 php	(224 PkW)
350 Mag MPI Bravo 1	300 php	(224 PkW)
350 Mag MPI Bravo 3	300 php	(224 PkW)
350 Mag MPI Bravo 3 SeaCore	300 php	(224 PkW)
6.2 MPI Bravo 1	320 php	(239 PkW)
6.2 MPI Bravo 3	320 php	(239 PkW)
6.2 MPI Bravo 3 SeaCore	320 php	(239 PkW)
496 Mag MPI Bravo 1	375 php	(280 PkW)
496 Mag MPI Bravo 3	375 php	(280 PkW)
496 Mag HO Bravo 1 X	425 php	(317 PkW)
496 Mag HO Bravo 3 X	425 php	(317 PkW)

VOLVO PENTA POWER

5.0 GXi SX	270 php	(201 PkW)
5.0 GXi DP	270 php	(201 PkW)
5.0 OSi XDP	270 php	(201 PkW)
5.7 Gi SX	300 php	(224 PkW)
5.7 Gi DP	300 php	(224 PkW)
5.7 OSi XDP	300 php	(224 PkW)
5.7 GXi SX	320 php	(239 PkW)
5.7 GXi DP	320 php	(239 PkW)
5.7 OSXi XDP	320 php	(239 PkW)
8.1 Gi DP	375 php	(280 PkW)
8.1 OSXi XDP	375 php	(280 PkW)
8.1 GXi DP	420 php	(313 PkW)

STANDARD EQUIPMENT

DASH AND INSTRUMENTATION

- Accessory Power Plug - 12 Volt
- Black Leather Steering Wheel - *pg. 59*
- Depth & Water/Air Temp Gauge Package
- Hour Meter

STEREO

- AM-FM CD w/6 Speakers - *pg. 23, 48*
- iPod™/MP3 Port - *pg. 23, 32, 48*
- Stereo Remote, Dash - *pg. 19*

EXTERIOR

- Anchor Locker
- Bow Scuff Plate, Stainless Steel - *pg. 5, 28*
- Midship Cleats
- Swim Platform, Extended w/Ladder - *pg. 8, 26, 31, 32, 36, 39, 40, 42, 43, 46, 47, 51, 54, 56, 59*

INTERIOR

- Bow Walk-Thru Doors - *pg. 19*
- High-Back Captain's Chairs w/Pocket - *pg. 20, 24*
- Removable Bow and Cockpit Carpet - *pg. 11*

STRUCTURE / SAFETY / PERFORMANCE

- 10 Year Hull/Deck Warranty - *pg. 15*
- 5 Year Powertrain Warranty - *pg. 15*
- Battery Switch - Single
- Composite Floor - *pg. 9*
- Composite Transom - *pg. 7*
- Fiberglass Cockpit Liner
- Fiberglass Stringer System - *pg. 9*
- Fire Extinguisher, Manual
- Ignition Safety Switch
- Kevlar™ Reinforced Hull
- Stainless Steel Windshield Braces
- Through Prop Exhaust

OPTIONAL EQUIPMENT

CANVAS

- Bimini Top - *pg. 66*
- Bow Tonneau Cover - *pg. 66*
- Cockpit Tonneau Cover - *pg. 66*
- Mooring Cover - *pg. 66*

DASH AND INSTRUMENTATION

- Black Leather/SS Steering Wheel - *pg. 19, 55*
- Black Leather/SS Wheel w/Wood Dash Pkg. - *pg. 64*
- GPS/Plotter (removable) - *pg. 20, 69*
- Wood Dash/Trim Package - *pg. 44, 47, 52, 67*

STEREO

- Premium Sound System - *pg. 69*
- Stereo Remote, Transom
- Tower Speakers (req. Premium Sound & Dual Batt) - *pg. 30, 32, 67, 69*
- XM Satellite System

EXTERIOR

- Deck Stripe
- Docking Lights-Stainless Steel - *pg. 5, 18, 58*
- Flagpole w/USA & Cobalt Flag - *pg. 50, 51, 67*
- Motorbox Actuator
- Three Color Custom Graphics - *pg. 26, 38, 54, 68*
- Transom Shower
- Transom Tilt Switch
- Wakeboard Racks w/Swivel (2) - *pg. 30, 31, 67*
- Water Sports Tower w/Bimini Top - *pg. 30, 31, 38,*
- Water Sports Tower w/Sunshade


INTERIOR

- Adjustable Seat Pedestals - *pg. 39, 67*
- Aft Walk-Thru Carpet - *pg. 56*
- Aft Walk-Thru Filler Cushions - *pg. 68*
- Air Compressor w/Holder
- Bow Cushion Insert
- Dinette Table - *pg. 47, 56, 59*
- Rivulet Carpet Upgrade (sand interior only) - *pg. 11*
- Stainless Steel Foot Tread (helm only) - *pg. 67*

STRUCTURE / SAFETY / PERFORMANCE

- Anti-Corrosion System
- Battery Switch - Dual
- Captain's Call Exhaust
- Captain's Call Plus (w/Mufflers)
- CE Fire Extinguisher, Automatic System
- Closed Cooling System (Volvo only)
- Cruise Control (n.a. w/Merc big block) - *pg. 39, 67*
- Fire Extinguisher, Automatic System
- Stainless Prop Exchange
- Tool Kit
- Trim Tabs - *pg. 68*


GELCOAT COLORS



GRAPHIC STYLES

Any combination of gelcoat colors.

CLASSIC



CLASSIC w/DECK STRIPE



THREE COLOR CUSTOM




THREE COLOR CUSTOM w/DECK STRIPE




SPORT




SPORT w/DECK STRIPE




ALL WHITE




SAND SIERRA INTERIOR



GREY SIERRA INTERIOR



RIVULET CARPET OPTION



(1) Specifications and equipment can be subject to unforeseen changes.
 (2) Colors shown may vary due to limitations of the printing process and the light under which they are viewed.

Beyond IDLE CURIOSITY

"Dad, how come Mom never gets to drive?"



232



Introduced two years ago to raves from both the boating press and middle-schoolers everywhere, the 232 motors along with effortless performance matched to the recreational need of the moment. Nothing nonchalant here though; everything about the 232 has a serious purpose, a utility born of Cobalt designers' year-to-year insistence on listening directly to Cobalt owners.

The 232's roomy welcome for the entire family and a bunch of friends? Thank an extension of the cockpit by a full 18 inches, up and over the motor box, the seat bottom meshing with the sunpad and its adjustable headrest. The 232's casual elegance, its adult sophistication set among kids' feelings about fun? Thank the abiding comfort of the seats with their double-density foams, a megaton of stainless steel spread stem to stern, and around it all a sleek profile defined by the aggressive rake of the windshield. The 232's attractions for the captain, its hold on a man's affections, a possessive streak leading to a stubborn refusal to yield the helm?

Please don't ask.

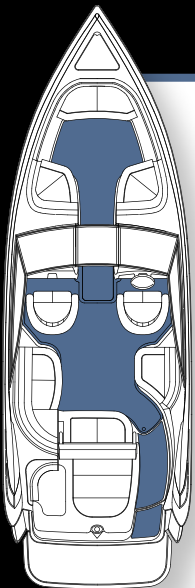




The overwhelming question for the 232: how can so many amenities, so much functionality, so much comfort be found in a 23-footer? And the answer, of course, arises from design, from thoughtful apportionment of space – the large ski locker, for example, waiting in perfect placement adjacent to the swim platform. Here is design that incorporates all the expected Cobalt standards, from the leather-bound tilt steering wheel to the removable ski pylon; at the same time, the 232 reflects the very latest thinking from Cobalt. And no better example than the 232's sunpad, its elegant transformation of idle space into a focal point of usefulness and enjoyment.

Now, if only Cobalt would design a second helm ...





SPECIFICATIONS

Length Overall w/o Swim Platform	23' 11"	7.29 m
Length Overall w/Swim Platform	25' 11"	7.90 m
Beam	8' 6"	2.59 m
Interior Cockpit Width	86 3/4"	2.20 m
Deadrise at Transom	21°	21°
Capacity: Fuel	50 gal	189 L
Capacity: Fresh Water	10 gal	38 L
Bridge Clearance w/o Bimini	5' 3"	1.60 m
Bridge Clearance w/Tower	8' 2"	2.49 m
Draft, Drive Up	21"	.53 m
Draft, Drive Down	37"	.94 m
Dry Weight (can vary with opt. equip.)	4600 lbs	2087 kg
Boat Certified Capacity	13 persons	
Boat Certified Capacity w/Gear	2250 lbs	1021 kg

MERCUISER POWER

5.0 L MPI Alpha	260 php	(194 PkW)
5.0 L MPI Bravo 1	260 php	(194 PkW)
5.0 L MPI Bravo 3	260 php	(194 PkW)
350 Mag MPI Alpha	300 php	(224 PkW)
350 Mag MPI Bravo 1	300 php	(224 PkW)
350 Mag MPI Bravo 3	300 php	(224 PkW)
350 Mag MPI Bravo 3 SeaCore	300 php	(224 PkW)
6.2 MPI Bravo 1	320 php	(239 PkW)
6.2 MPI Bravo 3	320 php	(239 PkW)
6.2 MPI Bravo 3 SeaCore	320 php	(239 PkW)
496 Mag MPI Bravo 1	375 php	(280 PkW)
496 Mag MPI Bravo 3	375 php	(280 PkW)
496 Mag HO Bravo 1 X	425 php	(317 PkW)
496 Mag HO Bravo 3 X	425 php	(317 PkW)

VOLVO PENTA POWER

5.0 GXi SX	270 php	(201 PkW)
5.0 GXi DP	270 php	(201 PkW)
5.0 OSi XDP	270 php	(201 PkW)
5.7 Gi SX	300 php	(224 PkW)
5.7 Gi DP	300 php	(224 PkW)
5.7 OSi XDP	300 php	(224 PkW)
5.7 GXi SX	320 php	(239 PkW)
5.7 GXi DP	320 php	(239 PkW)
5.7 OSXi XDP	320 php	(239 PkW)
8.1 Gi DP	375 php	(280 PkW)
8.1 OSXi XDP	375 php	(280 PkW)
8.1 GXi DP	420 php	(313 PkW)

STANDARD EQUIPMENT

DASH AND INSTRUMENTATION

- Accessory Power Plug - 12 Volt
- Black Leather Steering Wheel - *pg. 59*
- Depth & Water/Air Temp Gauge Package
- Hour Meter

STEREO

- AM-FM CD w/6 Speakers - *pg. 23, 48*
- iPod™/MP3 Port - *pg. 23, 32, 48*
- Stereo Remote, Dash - *pg. 19*

EXTERIOR

- Anchor Locker
- Bow Scuff Plate, Stainless Steel - *pg. 5, 28*
- Midship Cleats
- Removable Ski Pylon - *pg. 35*
- Swim Platform, Extended w/Ladder - *pg. 8, 26, 31, 32, 36, 39, 40, 42, 43, 46, 47, 51, 54, 56, 59*

INTERIOR

- Aft Sunpad w/Adjustable Headrest - *pg. 48*
- Bow Walk-Thru Doors - *pg. 19*
- High-Back Captain's Chairs w/Pocket - *pg. 20, 24*
- Removable Bow and Cockpit Carpet - *pg. 11*

STRUCTURE / SAFETY / PERFORMANCE

- 10 Year Hull/Deck Warranty - *pg. 15*
- 5 Year Powertrain Warranty - *pg. 15*
- Battery Switch - Single
- Composite Floor - *pg. 9*
- Composite Transom - *pg. 7*
- Fiberglass Cockpit Liner
- Fiberglass Stringer System - *pg. 9*
- Fire Extinguisher, Manual
- Ignition Safety Switch
- Kevlar™ Reinforced Hull
- Stainless Steel Windshield Braces
- Through Prop Exhaust

OPTIONAL EQUIPMENT

CANVAS

- Bimini Top - *pg. 66*
- Bow Tonneau Cover - *pg. 66*
- Cockpit Tonneau Cover - *pg. 66*
- Mooring Cover - *pg. 66*

DASH AND INSTRUMENTATION

- Black Leather/SS Steering Wheel - *pg. 19, 55*
- Black Leather/SS Wheel w/Wood Dash Pkg. - *pg. 64*
- GPS/Plotter (removable) - *pg. 20, 69*
- Wood Dash/Trim Package - *pg. 44, 47, 52, 67*

STEREO

- Premium Sound System - *pg. 69*
- Stereo Remote, Transom
- Tower Speakers (req. Premium Sound & Dual Batt) - *pg. 30, 32, 67, 69*
- XM Satellite System

EXTERIOR

- Docking Lights-Stainless Steel - *pg. 5, 18, 58*
- Flagpole w/USA & Cobalt Flag - *pg. 50, 51, 67*
- Motorbox Actuator
- Swim Platform Transom Lighting
- Three Color Custom Graphics - *pg. 26, 38, 54, 68*
- Transom Shower
- Transom Tilt Switch
- Wakeboard Racks w/Swivel (2) - *pg. 30, 31, 67*
- Water Sports Tower w/Bimini Top - *pg. 30, 31, 38*
- Water Sports Tower w/Hard Top - *pg. 40, 67*
- Water Sports Tower w/Sunshade


INTERIOR

- Adjustable Seat Pedestals - *pg. 39, 67*
- Aft Walk-Thru Carpet - *pg. 56*
- Aft Walk-Thru Gate
- Air Compressor w/Holder
- Dinette Table - *pg. 68*
- Removable Bow Seat Cushions, Port & Stbd. - *pg. 44, 68*
- Rivulet Carpet Upgrade (sand interior only) - *pg. 11*
- Stainless Steel Foot Tread (helm only) - *pg. 67*

STRUCTURE / SAFETY / PERFORMANCE

- Anti-Corrosion System
- Battery Switch - Dual
- Captain's Call Exhaust
- Captain's Call Plus (w/Mufflers)
- CE Fire Extinguisher, Automatic System
- Closed Cooling System (Volvo only)
- Cruise Control (n.a. w/Merc big blocks) - *pg. 39, 67*
- Fire Extinguisher, Automatic System
- Stainless Prop Exchange
- Tool Kit
- Trim Tabs - *pg. 68*


GELCOAT COLORS




GRAPHIC STYLES

Any combination of gelcoat colors.


CLASSIC



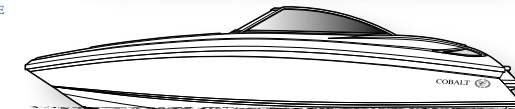
THREE COLOR CUSTOM




SPORT




ALL WHITE



SAND SIERRA INTERIOR



GREY SIERRA INTERIOR



RIVULET CARPET OPTION



(1) Specifications and equipment can be subject to unforeseen changes.

(2) Colors shown may vary due to limitations of the printing process and the light under which they are viewed.

Beyond FAMILY FEUDS

"It's my boat, older brother, and I'll decide where we picnic."



242



The Cobalt 242 is a study in free-form genetics, following in the wake of its sister ship, the much-loved Cobalt 232 with all its family characteristics of ride, of performance, of obvious good looks . . . with all its go-for-it, far-roaming range, its room to ride, its insistence on knowing what might wait around the next bend in a big river. Add in reassuring elements of convenience and practicality – an enclosed head compartment shore-based in its functional comfort, big 70’s disco entertainment systems with next-century clarity and volume, navigational tools ready to guide on towards Tahiti – and you have here a boat ready right now to take you far, far way from anything resembling an office.

The 242 demonstrates at first glance all the expected Cobalt DNA, from the wide bow walk-thru doors to the high-back captain’s chairs, from the distinctive use of stainless steel in the fixturing to the extended, ladder swim platform, now with an optional lighting system.

The new 242 refuses to sit still. Elegant, deep-down dependable, ready for the fun of the minute, designed and built to be ready for life’s best moments a dozen years down the bay.



Shown with optional Electric Flush Toilet, Sink Console, and Portal Light.



Optional Cruise Control (Perfect Pass)





Shown with optional Hard Top. Available on several models.

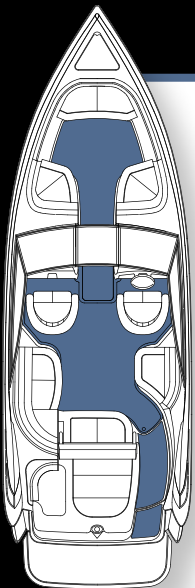
The 242 extends an open-ended invitation to, please, be seated: with lounges ever deeper, ever wider, with . . . at mealtime . . . wraparound welcome for a dozen guests, as the 242 makes every day on the water memorable, every day enjoyable, every day predictable in the knowledge that the new 242 is protected with a ten-year warranty on the hull and deck, five years on the powertrain, the single best set of guarantees in the marine industry,

Sometimes, sister knows best.



COBALT





SPECIFICATIONS

Length Overall w/o Swim Platform	23' 11"	7.29 m
Length Overall w/Swim Platform	25' 11"	7.90 m
Beam	8' 6"	2.59 m
Interior Cockpit Width	86 3/4"	2.20 m
Deadrise at Transom	21°	21°
Capacity: Fuel	50 gal	189 L
Capacity: Fresh Water	10 gal	38 L
Capacity: Holding Tank	11 gal	42 L
Bridge Clearance w/o Bimini	5' 3"	1.60 m
Bridge Clearance w/Tower	8' 2"	2.49 m
Draft, Drive Up	21"	53 m
Draft, Drive Down	37"	.94 m
Dry Weight (can vary with opt. equip.)	4600 lbs	2087 kg
Boat Certified Capacity	13 persons	
Boat Certified Capacity w/Gear	2250 lbs	1021 kg

MERCUISER POWER

5.0 L MPI Alpha	260 php	(194 PkW)
5.0 L MPI Bravo 1	260 php	(194 PkW)
5.0 L MPI Bravo 3	260 php	(194 PkW)
350 Mag MPI Alpha	300 php	(224 PkW)
350 Mag MPI Bravo 1	300 php	(224 PkW)
350 Mag MPI Bravo 3	300 php	(224 PkW)
350 Mag MPI Bravo 3 SeaCore	300 php	(224 PkW)
6.2 MPI Bravo 1	320 php	(239 PkW)
6.2 MPI Bravo 3	320 php	(239 PkW)
6.2 MPI Bravo 3 SeaCore	320 php	(239 PkW)
496 Mag MPI Bravo 1	375 php	(280 PkW)
496 Mag MPI Bravo 3	375 php	(280 PkW)
496 Mag HO Bravo 1 X	425 php	(317 PkW)
496 Mag HO Bravo 3 X	425 php	(317 PkW)

VOLVO PENTA POWER

5.0 GXi SX	270 php	(201 PkW)
5.0 GXi DP	270 php	(201 PkW)
5.0 OSi XDP	270 php	(201 PkW)
5.7 Gi SX	300 php	(224 PkW)
5.7 Gi DP	300 php	(224 PkW)
5.7 OSi XDP	300 php	(224 PkW)
5.7 GXi SX	320 php	(239 PkW)
5.7 GXi DP	320 php	(239 PkW)
5.7 OSXi XDP	320 php	(239 PkW)
8.1 Gi DP	375 php	(280 PkW)
8.1 OSXi XDP	375 php	(280 PkW)
8.1 GXi DP	420 php	(313 PkW)

STANDARD EQUIPMENT

DASH AND INSTRUMENTATION

- Accessory Power Plug - 12 Volt
- Black Leather Steering Wheel - pg. 59
- Depth & Water/Air Temp Gauge Package
- Hour Meter

STEREO

- AM-FM CD w/6 Speakers - pg. 23, 48
- iPod™/MP3 Port - pg. 23, 32, 48
- Stereo Remote, Dash - pg. 19

EXTERIOR

- Anchor Locker
- Bow Scuff Plate, Stainless Steel - pg. 5, 28
- Midship Cleats
- Removable Ski Pylon - pg. 35
- Swim Platform, Extended w/Ladder - pg. 8, 26, 31, 32, 36, 39, 40, 42, 43, 46, 47, 51, 54, 56, 59

INTERIOR

- Aft Sunpad w/Adjustable Headrest - pg. 48
- Bow Walk-Thru Doors - pg. 19
- High-Back Captain's Chairs w/Pocket - pg. 20, 24
- Porta Potti - pg. 47
- Removable Bow and Cockpit Carpet - pg. 11

STRUCTURE / SAFETY / PERFORMANCE

- 10 Year Hull/Deck Warranty - pg. 15
- 5 Year Powertrain Warranty - pg. 15
- Battery Switch - Single
- Composite Floor - pg. 9
- Composite Transom - pg. 7
- Fiberglass Cockpit Liner
- Fiberglass Stringer System - pg. 9
- Fire Extinguisher, Manual
- Ignition Safety Switch
- Kevlar™ Reinforced Hull
- Stainless Steel Windshield Braces
- Through Prop Exhaust

OPTIONAL EQUIPMENT

CANVAS

- Bimini Top - pg. 66
- Bow Tonneau Cover - pg. 66
- Cockpit Tonneau Cover - pg. 66
- Mooring Cover - pg. 66

DASH AND INSTRUMENTATION

- Black Leather/SS Steering Wheel - pg. 19, 55
- Black Leather/SS Wheel w/Wood Dash Pkg. - pg. 64
- GPS/Plotter (removable) - pg. 20, 69
- Wood Dash/Trim Package - pg. 44, 47, 52, 67

STEREO

- Premium Sound System - pg. 69
- Stereo Remote, Transom
- Tower Speakers (req. Premium Sound & Dual Batt) - pg. 30, 32, 67, 69
- XM Satellite System

EXTERIOR

- Docking Lights-Stainless Steel - pg. 5, 18, 58
- Flagpole w/USA & Cobalt Flag - pg. 50, 51, 67
- Motorbox Actuator
- Portal Light (Head Compartment)
- Swim Platform Transom Lighting
- Three Color Custom Graphics - pg. 26, 38, 54, 68
- Transom Shower
- Transom Tilt Switch
- Wakeboard Racks w/Swivel (2) - pg. 30, 31, 67
- Water Sports Tower w/Bimini Top - pg. 30, 31, 38
- Water Sports Tower w/Hard Top - pg. 40, 67
- Water Sports Tower w/Sunshade


INTERIOR

- Adjustable Seat Pedestals - pg. 39, 67
- Aft Walk-Thru Carpet - pg. 56
- Aft Walk-Thru Gate
- Air Compressor w/Holder
- Dinette Table - pg. 47, 56, 59
- Electric Porcelain Head - pg. 39
- Electric Porcelain Head w/Macerator
- Pump Out Porta Potti - pg. 44
- Pump Out Porta Potti w/Macerator - pg. 52
- Removable Bow Seat Cushions, Port & Stbd. - pg. 44, 68
- Rivulet Carpet Upgrade (sand interior only) - pg. 11
- Sink Console - pg. 39
- Stainless Steel Foot Tread (helm only) - pg. 67

STRUCTURE / SAFETY / PERFORMANCE

- Anti-Corrosion System
- Battery Switch - Dual
- Captain's Call Exhaust
- Captain's Call Plus (w/Mufflers)
- CE Fire Extinguisher, Automatic System
- Closed Cooling System (Volvo only)
- Cruise Control (n.a. w/Merc big block) - pg. 39, 67
- Fire Extinguisher, Automatic System
- Stainless Prop Exchange
- Tool Kit
- Trim Tabs - pg. 68


GELCOAT COLORS




GRAPHIC STYLES

Any combination of gelcoat colors.

CLASSIC



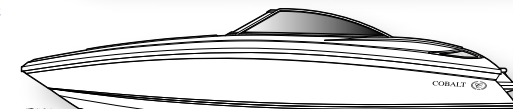
THREE COLOR CUSTOM




SPORT




ALL WHITE



SAND SIERRA INTERIOR



GREY SIERRA INTERIOR



RIVULET CARPET OPTION



(1) Specifications and equipment can be subject to unforeseen changes.

(2) Colors shown may vary due to limitations of the printing process and the light under which they are viewed.

Beyond 1492

“What should we name our new beach, Chris?”



252



The Cobalt 252 has been designed for exploration, for the finding of new worlds far away from the workaday and the fully expected. The 252 is at once convenient, practical, reliable, and thoroughly luxurious, a boat calculated to appeal at every turn to the senses, and to one's best sense of utility and value.

The 252 jumps at the opportunity to entertain, from the deep-down relaxation of your personal island that is the 252's sunpad with its adjustable backrest to the walk-thru doors at the bow, accommodating easy traffic flow back and forth as does the side walk-thru astern, even with a capacity crowd of 15 funlovers on board. Two massive ice chests huddle out of sight, molded into the cockpit, in keeping with the 252's maximized use of space, from an easily accessed ski locker underfoot to handy stash compartments thoughtfully placed here and there stem to stern. The entertainment system comprises an entire family of standard equipment - AM/FM radio and CD player with six speakers, an iPod®/MP3 port, and stereo remote at the dash.

Discover in the 252 a boat for the ages. And for all ages in the meantime.

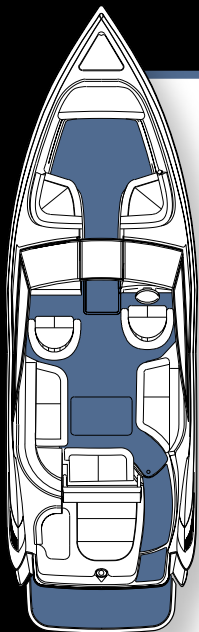




The new 252 serves as an ideal example of the thinking which lies behind every new Cobalt, thinking that calls for a renewed emphasis on functional luxury. Cases in point: the crisp, intuitive feel of the helm with the jewelish clarity of instrumentation whose design borrows from lessons learned in automotive and aeronautic settings, the space and welcoming accommodation of the head compartment, the emphasis on accessible storage, or the fit of the filler cushion for the bow lounge, now deeper and more supportive in its wraparound comfort.

It's all here. As new 252 owners will learn on first landing.





SPECIFICATIONS

Length Overall w/o Swim Platform	25' 7"	7.80 m
Length Overall w/Swim Platform	27' 7"	8.41 m
Beam	8' 6"	2.59 m
Interior Cockpit Width	89"	2.26 m
Deadrise at Transom	21°	21°
Capacity: Fuel	73 gal	276 L
Capacity: Fresh Water	10 gal	38 L
Capacity: Holding Tank	11 gal	42 L
Bridge Clearance w/o Bimini	5' 3"	1.60 m
Bridge Clearance w/Tower	8' 2"	2.49 m
Draft, Drive Up	21"	53 m
Draft, Drive Down	37"	94 m
Dry Weight (can vary with opt. equip.)	5425 lbs	2461 kg
Boat Certified Capacity	15 persons	
Boat Certified Capacity w/Gear	2585 lbs	1173 kg

MERCUISER POWER

350 Mag MPI Bravo 3	300 php	(224 PkW)
350 Mag MPI Bravo 3 SeaCore	300 php	(224 PkW)
6.2 MPI Bravo 1	320 php	(239 PkW)
6.2 MPI Bravo 3	320 php	(239 PkW)
6.2 MPI Bravo 3 SeaCore	320 php	(239 PkW)
496 Mag MPI Bravo 1	375 php	(280 PkW)
496 Mag MPI Bravo 3	375 php	(280 PkW)
496 Mag HO Bravo 1 X	425 php	(317 PkW)
496 Mag HO Bravo 3 X	425 php	(317 PkW)

VOLVO PENTA POWER

5.7 Gi SX	300 php	(224 PkW)
5.7 Gi DP	300 php	(224 PkW)
5.7 OSi XDP	300 php	(224 PkW)
5.7 GXi SX	320 php	(239 PkW)
5.7 GXi DP	320 php	(239 PkW)
5.7 OSXi XDP	320 php	(239 PkW)
8.1 Gi DP	375 php	(280 PkW)
8.1 OSXi XDP	375 php	(280 PkW)
8.1 GXi DP	420 php	(313 PkW)

STANDARD EQUIPMENT

DASH AND INSTRUMENTATION

- Accessory Power Plug - 12 Volt
- Black Leather Steering Wheel - *pg. 59*
- Depth & Water/Air Temp Gauge Package
- Hour Meter

STEREO

- AM-FM CD w/6 Speakers - *pg. 23, 48*
- iPod™/MP3 Port - *pg. 23, 32, 48*
- Stereo Remote, Dash - *pg. 19*

EXTERIOR

- Anchor Locker
- Bow Scuff Plate, Stainless Steel - *pg. 5, 28*
- Midship Cleats
- Removable Ski Pylon - *pg. 35*
- Swim Platform, Extended w/Ladder - *pg. 8, 26, 31, 32, 36, 39, 40, 42, 43, 46, 47, 51, 54, 56, 59*

INTERIOR

- Aft Sunpad w/Adjustable Headrest - *pg. 48*
- Bow Walk-Thru Doors - *pg. 19*
- High-Back Captain's Chairs w/Pocket - *pg. 20, 24*
- Porta Potti - *pg. 47*
- Removable Bow and Cockpit Carpet - *pg. 11*

STRUCTURE / SAFETY / PERFORMANCE

- 10 Year Hull/Deck Warranty - *pg. 15*
- 5 Year Powertrain Warranty - *pg. 15*
- Battery Switch - Single
- Composite Floor - *pg. 9*
- Composite Transom - *pg. 7*
- Fiberglass Cockpit Liner
- Fiberglass Stringer System - *pg. 9*
- Fire Extinguisher, Manual
- Ignition Safety Switch
- Kevlar™ Reinforced Hull
- Stainless Steel Windshield Braces
- Through Prop Exhaust

OPTIONAL EQUIPMENT

CANVAS

- Bimini Top - *pg. 66*
- Bow Tonneau Cover - *pg. 66*
- Cockpit Tonneau Cover - *pg. 66*
- Mooring Cover - *pg. 66*

DASH AND INSTRUMENTATION

- Black Leather/SS Steering Wheel - *pg. 19, 55*
- Black Leather/SS Wheel w/Wood Dash Pkg. - *pg. 64*
- GPS/Plotter (removable) - *pg. 20, 69*
- Wood Dash/Trim Package - *pg. 44, 47, 52, 67*

STEREO

- Premium Sound System - *pg. 69*
- Stereo Remote, Transom
- Tower Speakers (req. Premium Sound & Dual Batt) - *pg. 30, 32, 67*
- XM Satellite System

EXTERIOR

- Docking Lights-Stainless Steel - *pg. 5, 18, 58*
- Flagpole w/USA & Cobalt Flag - *pg. 50, 51, 67*
- Motorbox Actuator
- Portal Light (Head Compartment)
- Swim Platform Transom Lighting
- Three Color Custom Graphics - *pg. 26, 38, 54, 68*
- Transom Shower
- Transom Tilt Switch
- Wakeboard Racks w/Swivel (2) - *pg. 30, 31, 67*
- Water Sports Tower w/Bimini Top - *pg. 30, 31, 38*
- Water Sports Tower w/Hard Top - *pg. 40, 67*
- Water Sports Tower w/Sunshade


INTERIOR

- Adjustable Seat Pedestals - *pg. 39, 67*
- Aft Walk-Thru Carpet - *pg. 56*
- Aft Walk-Thru Gate
- Air Compressor w/Holder
- Dinette Table - *pg. 68*
- Electric Porcelain Head - *pg. 39*
- Electric Porcelain Head w/Macerator - *pg. 52*
- Pump Out Porta Potti - *pg. 44*
- Pump Out Porta Potti w/Macerator
- Removable Bow Seat Cushions, Port & Stbd. - *pg. 44*
- Rivulet Carpet Upgrade (sand interior only) - *pg. 11*
- Sink Console - *pg. 39*
- Stainless Steel Foot Tread (helm only) - *pg. 67*

STRUCTURE / SAFETY / PERFORMANCE

- Anti-Corrosion System
- Battery Switch - Dual
- Captain's Call Exhaust
- Captain's Call Plus (w/Mufflers)
- CE Fire Extinguisher, Automatic System
- Closed Cooling System (Volvo only)
- Cruise Control (n.a. w/Merc big block) - *pg. 39, 67*
- Fire Extinguisher, Automatic System
- Stainless Prop Exchange
- Tool Kit
- Trim Tabs - *pg. 68*


GELCOAT COLORS



GRAPHIC STYLES

Any combination of gelcoat colors.


CLASSIC



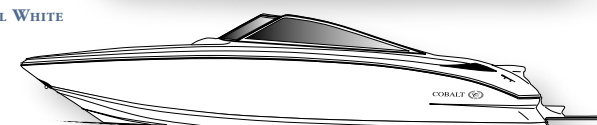
THREE COLOR CUSTOM




SPORT




ALL WHITE




SAND SIERRA INTERIOR



GREY SIERRA INTERIOR



RIVULET CARPET OPTION



(1) Specifications and equipment can be subject to unforeseen changes.

(2) Colors shown may vary due to limitations of the printing process and the light under which they are viewed.

Beyond JOYRIDING

"I feel a tiny bit guilty not telling the kids where we're going."



272



The Cobalt 272 makes it perfectly acceptable to slip away on a minute's notice, to find a separate place for reasons peculiarly one's own. The 272 is yacht-certified, and so the exact number of co-conspirators in the getaway party is largely the captain's decision. And wherever an unannounced destination might lie, the 272 answers with a roster of standard and optional features that make the day comfortable and kind. From a large and accessible head compartment to a now-you-see-it-now-you-don't dinette table, from a stainless-steel-wrapped swim platform with boarding ladder to removable seat cushions of deep-down support in the bow both port and starboard, the 272 comes equipped for the entertainment mission at hand.

The instrumentation is sleek and focused, legible and immediate, with a standard wood dash and trim package. The helm is elegant but no-nonsense, nimble in its response, bringing the legendary soft but so solid Cobalt ride surely on plane.

Own the 272, over and around which there winds a quiet sense of knowledgeable discretion. Much like your own.

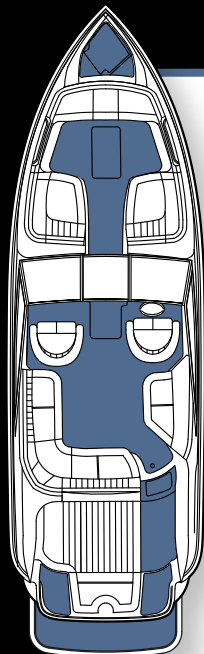




The 272 can be positively spendthrift in spreading its wealth of space, comfort, and convenience, especially aft. Aft where the sunpad is unrestrained in its reach and welcome, an adjustable head rest at the ready. Aft where under-seat storage bears typical Cobalt fit and finish, with quick access to the battery switch. Generous storage awaits everywhere on the 272, cavernous room in the bow in particular. And to ensure that the good times roll, just inside the lockable glovebox a Sony stereo head unit delivers the tunes through a standard iPod® (not included)/MP3 port.

Some morning very soon take the Cobalt 272 somewhere surprising.





SPECIFICATIONS

Length Overall w/o Swim Platform	26' 8"	8.13 m
Length Overall w/Swim Platform	28' 4"	8.66 m
Beam	8' 6"	2.59 m
Interior Cockpit Width	89 1/4"	2.27 m
Deadrise at Transom	22°	22°
Capacity: Fuel	70 gal	265 L
Capacity: Fresh Water	10 gal	38 L
Bridge Clearance w/o Bimini	4' 9"	1.45 m
Bridge Clearance w/Arch	7' 1"	2.16 m
Draft, Drive Up	22"	.56 m
Draft, Drive Down	39"	.99 m
Dry Weight (can vary with opt. equip.)	5250 lbs	2381 kg
Boat Certified Capacity	Yacht Certified	

MERCUISER POWER

350 Mag MPI Bravo 3	300 php	(224 PkW)
350 Mag MPI Bravo 3 SeaCore	300 php	(224 PkW)
6.2 MPI Bravo 1	320 php	(239 PkW)
6.2 MPI Bravo 3	320 php	(239 PkW)
6.2 MPI Bravo 3 SeaCore	320 php	(239 PkW)
496 Mag MPI Bravo 1	375 php	(280 PkW)
496 Mag MPI Bravo 3	375 php	(280 PkW)
496 Mag HO Bravo 1 X	425 php	(317 PkW)
496 Mag HO Bravo 3 X	425 php	(317 PkW)
496 Mag HO Bravo 1 XR	425 php	(317 PkW)
496 Mag HO Bravo 3 XR	425 php	(317 PkW)
525HP EFI Bravo 1 XR DWP	500 php	(391 PkW)
525HP EFI Bravo 3 XR DWP	500 php	(391 PkW)

VOLVO PENTA POWER

5.7 Gi SX	300 php	(224 PkW)
5.7 Gi DP	300 php	(224 PkW)
5.7 OSi XDP	300 php	(224 PkW)
5.7 GXi SX	320 php	(239 PkW)
5.7 GXi DP	320 php	(239 PkW)
5.7 OSXi XDP	320 php	(239 PkW)
8.1 Gi DP	375 php	(280 PkW)
8.1 OSXi XDP	375 php	(280 PkW)
8.1 GXi DP	420 php	(313 PkW)

STANDARD EQUIPMENT

DASH AND INSTRUMENTATION

- Accessory Power Plug - 12 Volt
- Depth & Water/Air Temp Gauge Package
- Hour Meter
- Wood Dash/Trim Package - *pg. 44, 47, 52, 67*

STEREO

- AM-FM CD w/6 Speakers - *pg. 23, 48*
- iPod™/MP3 Port - *pg. 23, 32, 48*
- Stereo Remote, Dash - *pg. 19*

EXTERIOR

- Anchor Locker
- Bow Scuff Plate, Stainless Steel - *pg. 5, 28*
- Midship Cleats
- Motorbox Actuator
- Swim Platform, Extended w/Ladder - *pg. 8, 26, 31, 32, 36, 39, 40, 42, 43, 46, 47, 51, 54, 56, 59*

INTERIOR

- Aft Walk-Thru Carpet - *pg. 56*
- Air Compressor w/Holder
- Bow Walk-Thru Doors - *pg. 19*
- High-Back Captain's Chairs w/Pocket - *pg. 20, 24*
- Porta Potti - *pg. 47*
- Removable Bow and Cockpit Carpet - *pg. 11*
- Removable Bow Seat Cushions, Port & Stbd. - *pg. 44*

STRUCTURE / SAFETY / PERFORMANCE

- 10 Year Hull/Deck Warranty - *pg. 15*
- 5 Year Powertrain Warranty - *pg. 15*
- Battery Switch - Single
- Composite Floor - *pg. 9*
- Composite Transom - *pg. 7*
- Fiberglass Cockpit Liner
- Fiberglass Stringer System - *pg. 9*
- Fire Extinguisher, Manual
- Ignition Safety Switch
- Kevlar™ Reinforced Hull
- Stainless Steel Windshield Braces
- Through Prop Exhaust

OPTIONAL EQUIPMENT

CANVAS

- Bimini Top - *pg. 66*
- Bow Tonneau Cover - *pg. 66*
- Cockpit Tonneau Cover - *pg. 66*
- Mooring Cover - *pg. 66*

DASH AND INSTRUMENTATION

- Black Leather/SS Steering Wheel - *pg. 19, 55*
- Compass - *pg. 59*
- Windshield Wiper-Starboard - *pg. 58*

STEREO

- Premium Sound System - *pg. 69*
- Stereo Remote, Transom
- XM Satellite System

EXTERIOR

- Bow Boarding Ladder - *pg. 47*
- Docking Lights-Stainless Steel - *pg. 5, 18, 58*
- Flagpole w/USA & Cobalt Flag - *pg. 50, 51, 67*
- Stainless Steel Arch - *pg. 54, 55, 56, 58, 59*
- Stainless Steel Arch w/Bimini Top - *pg. 46, 50, 51, 66*
- Stainless Steel Windshield
- Swim Platform Transom Lighting
- Three Color Custom Graphics - *pg. 26, 38, 54, 68*
- Transom Shower
- Transom Tilt Switch


INTERIOR

- Adjustable Seat Pedestals - *pg. 39, 67*
- Aft Sunpad Filler Cushion
- Cockpit Heater
- Dinette Table - *pg. 47, 56, 59, 68*
- Pump Out Porta Potti - *pg. 44*
- Pump Out Porta Potti w/Macerator
- Rivulet Carpet Upgrade (sand interior only) - *pg. 11*
- Stainless Steel Foot Tread (helm only) - *pg. 67*

STRUCTURE / SAFETY / PERFORMANCE

- Anti-Corrosion System
- Battery Switch - Dual
- Captain's Call Exhaust
- Captain's Call Exhaust-HP
- Captain's Call Plus (w/Mufflers)
- Captain's Call Plus (w/Mufflers)-HP
- CE Fire Extinguisher, Automatic System
- Closed Cooling System (Volvo only)
- Cruise Control (n.a. w/Merc big block) - *pg. 39, 67*
- Fire Extinguisher, Automatic System
- Stainless Prop Exchange
- Tool Kit
- Trim Tabs - *pg. 68*

GELCOAT COLORS



GRAPHIC STYLES

Any combination of gelcoat colors.


CLASSIC



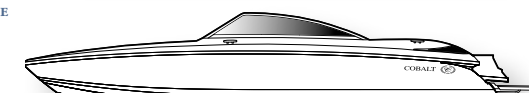
THREE COLOR CUSTOM




SPORT




ALL WHITE



SAND SIERRA INTERIOR



GREY SIERRA INTERIOR



RIVULET CARPET OPTION



(1) Specifications and equipment can be subject to unforeseen changes.

(2) Colors shown may vary due to limitations of the printing process and the light under which they are viewed.

Beyond BLUE BLAZERS

"No shirt. No shoes. No problem."



282



The Cobalt 282 refuses to stand on formality. Exceptionally well dressed itself, the 282 makes no demands for elegance on its owners or their guests, although it is fairly difficult to look anything but refined while standing at the 282's helm. This is a boat, however, whose hard-headed practicality outshines even its obvious sense of style. Consider the seating. Obviously plush. Certainly good-looking. But more than all else, well-placed, with double-wide capacity at the helm, super-supportive and restful port and starboard in the cockpit and, in the bow - newly deepened, even more comfortable lounging all around.

Intriguing blends of good looks and high, high function, the 282's amenities meld with gracious lifestyles, from orchestral sound systems to a superb galley unit, from an optional teak swim platform to a standard concealed boarding ladder. And propelling the good times are meaningful engine choices, performance options that reach up to twin 320-horsepower dynamos. The 282 looks fast at the marina, looks spectacular at speed.

Jackets not required.

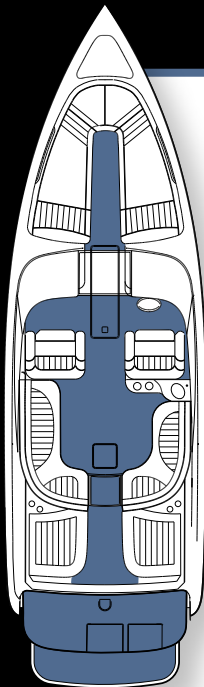




A fine art, the 282's particular abilities in casual, easy elegance, blending the necessary with the very, very nice. An expansive bow - arguably the best seats in the house - puts family and friends out front of the fun, while at the wide walk-thru doors . . . voila! . . . an optional refrigerator, heretofore unheard of in a bowrider. The head compartment accommodates in comfort, with electric and porcelain options available. The dash meanwhile is corporate in its buttoned-down efficiency, gauges and switches right on and right there.

With the longest list of optional equipment in the 2008 model line, the Cobalt 282 is amenable to any dress code you might have in mind.





SPECIFICATIONS

Length Overall w/o Swim Platform	28' 10"	8.79 m
Length Overall w/Swim Platform	30'	9.14 m
Beam	9'	2.74 m
Interior Cockpit Width	92"	2.34 m
Deadrise at Transom	22°	22°
Capacity: Fuel	90 gal	341 L
Capacity: Fresh Water	18 gal	68 L
Capacity: Holding Tank	18 gal	68 L
Bridge Clearance w/o Bimini	5' 7"	1.70 m
Bridge Clearance w/Arch	8' 4"	2.54 m
Draft, Drive Up	23"	.58 m
Draft, Drive Down	31"	.79 m
Dry Weight, Single Engine	6670 lbs	3025 kg
Dry Weight, Twin Engines	7825 lbs	3549 kg
Boat Certified Capacity	Yacht Certified	

MERCUISER POWER

6.2 MPI Bravo 1	320 php	(239 PkW)
6.2 MPI Bravo 3	320 php	(239 PkW)
6.2 MPI Bravo 3 SeaCore	320 php	(239 PkW)
496 Mag MPI Bravo 1	375 php	(280 PkW)
496 Mag MPI Bravo 3	375 php	(280 PkW)
496 Mag HO Bravo 1 X	425 php	(317 PkW)
496 Mag HO Bravo 3 X	425 php	(317 PkW)
496 Mag HO Bravo 1 XR	425 php	(317 PkW)
496 Mag HO Bravo 3 XR	425 php	(317 PkW)
525HP EFI Bravo 1 XR DWP	500 php	(391 PkW)
525HP EFI Bravo 3 XR DWP	500 php	(391 PkW)
Twin 5.0 L MPI Alpha	260 php	(194 PkW)
Twin 5.0 L MPI Bravo 1	260 php	(194 PkW)
Twin 5.0 L MPI Bravo 3	260 php	(194 PkW)
Twin 350 Mag MPI Alpha	300 php	(224 PkW)
Twin 350 Mag MPI Bravo 1	300 php	(224 PkW)
Twin 350 Mag MPI Bravo 3	300 php	(224 PkW)
Twin 350 Mag MPI Bravo 3 SeaCore	300 php	(224 PkW)
Twin 6.2 MPI Bravo 1	320 php	(239 PkW)
Twin 6.2 MPI Bravo 3	320 php	(239 PkW)
Twin 6.2 MPI Bravo 3 SeaCore	320 php	(239 PkW)

VOLVO PENTA POWER

5.7 GXi SX	320 php	(239 PkW)
5.7 GXi DP	320 php	(239 PkW)
5.7 OSXi XDP	320 php	(239 PkW)
8.1 Gi DP	375 php	(280 PkW)
8.1 OSXi XDP	375 php	(280 PkW)
8.1 GXi DP	420 php	(313 PkW)
Twin 5.0 GXi SX	270 php	(201 PkW)
Twin 5.0 GXi DP	270 php	(201 PkW)
Twin 5.0 OSi XDP	270 php	(201 PkW)
Twin 5.7 Gi SX	300 php	(224 PkW)
Twin 5.7 Gi DP	300 php	(224 PkW)
Twin 5.7 OSi XDP	300 php	(224 PkW)
Twin 5.7 GXi SX	320 php	(239 PkW)
Twin 5.7 GXi DP	320 php	(239 PkW)
Twin 5.7 OSXi XDP	320 php	(239 PkW)

STANDARD EQUIPMENT

DASH AND INSTRUMENTATION

- Accessory Power Plug - 12 Volt
- Compass - pg. 59
- Depth & Water/Air Temp Gauge Package
- Hour Meter(s)
- Livorsi Engine Controls (twin engines)
- Wood Dash/Trim Package - pg. 44, 47, 52, 67

STEREO

- AM-FM CD w/6 Speakers - pg. 23, 48
- iPod™/MP3 Port - pg. 23, 32, 48
- Stereo Remote, Dash - pg. 19

EXTERIOR

- Anchor Locker
- Bow Scuff Plate, Stainless Steel - pg. 5, 28
- Midship Cleats
- Motorbox Actuator

INTERIOR

- Aft Walk-Thru Carpet - pg. 56
- Air Compressor w/Holder
- Bow Walk-Thru Doors - pg. 19

- Cockpit Galley Unit - pg. 51, 59, 63, 64
- Double Wide Helm Seat - pg. 51, 55
- Pump Out Porta Potti - pg. 44
- Removable Bow and Cockpit Carpet - pg. 11

STRUCTURE / SAFETY / PERFORMANCE

- 10 Year Hull/Deck Warranty - pg. 15
- 5 Year Powertrain Warranty - pg. 15
- Battery Switch - Dual
- Composite Floor - pg. 9
- Composite Transom - pg. 7
- Fiberglass Cockpit Liner
- Fiberglass Stringer System - pg. 9
- Fire Extinguisher, Manual
- Ignition Safety Switch
- Kevlar™ Reinforced Hull
- Stainless Steel Windshield Braces
- Through Prop Exhaust
- Trim Tabs-Twin Engines

OPTIONAL EQUIPMENT

CANVAS

- Bimini Enclosure Package - pg. 66
- Bimini Top - pg. 66
- Bow Tonneau Cover - pg. 66
- Cockpit Tonneau Cover - pg. 66
- Mooring Cover - pg. 66

DASH AND INSTRUMENTATION

- Black Leather/SS Steering Wheel - pg. 19, 55
- Windshield Wiper-Starboard - pg. 58

STEREO

- Premium Sound System - pg. 69
- Stereo Remote, Transom
- XM Satellite System

EXTERIOR

- Docking Lights-Stainless Steel - pg. 5, 18, 58
- Flagpole w/USA & Cobalt Flag - pg. 50, 51, 67
- Portal Light (Head Compartment)
- Stainless Steel Arch - pg. 54, 55, 56, 58, 59
- Stainless Steel Arch w/Bimini Top - pg. 46, 50, 51, 62, 66
- Stainless Steel Windshield
- Swim Platform, Extended w/Ladder - pg. 8, 26, 31, 32, 36, 39, 40, 42, 43, 46, 47, 51, 54, 56, 59
- Teak Accent Package - pg. 68
- Three Color Custom Graphics - pg. 26, 38, 54, 68
- Transom Shower
- Transom Tilt Switch
- Transom Tilt Switch (Twin Engines)


INTERIOR

- Aft Walk-Thru Filler Cushion(s) - pg. 68
- Bow Cushion Insert
- Cockpit Heater
- Dinette Table - pg. 47, 56, 59
- Electric Porcelain Head - pg. 39
- Electric Porcelain Head w/Macerator - pg. 52
- Grey Water System
- Pump Out Porta Potti w/Macerator
- Refrigerator - pg. 52, 56, 64
- Rivulet Carpet Upgrade (sand interior only) - pg. 11
- Stainless Steel Foot Tread (helm only) - pg. 67
- Swivel Bucket Seat - Port Only (Exchange)
- Teak, Aft Walk-Thru

STRUCTURE / SAFETY / PERFORMANCE

- Anti-Corrosion System
- Captain's Call Exhaust
- Captain's Call Exhaust-HP
- Captain's Call Exhaust-Twin Engines
- Captain's Call Plus (w/Mufflers)
- Captain's Call Plus (w/Mufflers)-HP
- Captain's Call Plus (w/Mufflers)-Twin Engines
- CE Fire Extinguisher, Automatic System
- Closed Cooling System (Volvo only)
- Closed Cooling System-Twin Engines (Volvo only)
- Cruise Control (n.a. w/Merc big block or twin engines) - pg. 39, 67
- Fire Extinguisher, Automatic System
- Stainless Prop Exchange
- Stainless Prop Exchange-Twin Engines
- Tool Kit
- Trim Tabs - pg. 68
- Windlass w/Line, Chain & Anchor - pg. 58, 62, 68


GELCOAT COLORS




GRAPHIC STYLES

Any combination of gelcoat colors.


CLASSIC




THREE COLOR CUSTOM




SPORT




ALL WHITE




SAND SIERRA INTERIOR



GREY SIERRA INTERIOR



RIVULET CARPET OPTION



(1) Specifications and equipment can be subject to unforeseen changes.

(2) Colors shown may vary due to limitations of the printing process and the light under which they are viewed.

Beyond THE COMMUTE

"Thanks for the lift."



302

Now a brash, young sophomore in the line, the 302 follows in the time-honored Cobalt tradition of functional luxury. The 302 will demonstrate immediately all the reasons why Cobalt insistence on little things done especially well accumulates to a genuinely elevating experience. Little touches such as speakers molded into the cockpit at precise angles for ideal acoustics all around. Or the fine points of the handiwork at the helm, the two-toned vinyls double-needled across the brow. Details such as domed switches at the dash, adding simultaneous hints of cosmetics and aeronautic precision. The gauges have been designed for maximized information, inclusive and immediate, and front and center stands a Garmin global positioning unit, standard of course. The helm seat with its signature flip feature means multiple-position comfort, and the passenger seat bolster is now replicated astern in the 302, where a concealed ladder waits at the swim platform.

The 302 will brighten its owners' and guests' first day on the water, just as on other of life's uplifting moments years away, when a great boat's fit and finish will still define convenience, luxurious utility, and genuine, lasting value.

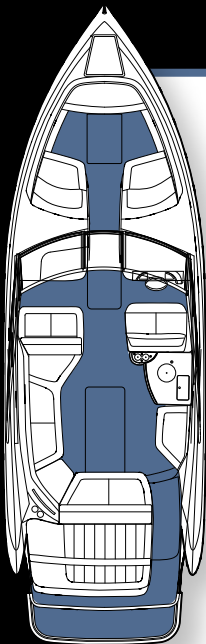




At Cobalt we've always believed that nothing can be stylish if it's not first useful. And so the 302 celebrates the luxurious, very efficient use of space, as in massive storage bins stashed at perfect points of access and accommodation, including an especially large compartment in the bow with a hanging rod and shelving. The galley comes straight from The Iron Chef, with stainless steel spread everywhere, in the sink and the drink cooler, with a largish refrigerator standing by. The cockpit's dinette table folds away under-seat, with no disassembly whatsoever, only to pop back in a quick, easy set-up.

Captain the 302. Learn again the laughter and the luxury to be found in the everyday, in simply going back and forth.





SPECIFICATIONS

Length Overall w/o Swim Platform	29' 9"	9.07 m
Length Overall w/Swim Platform	31' 6"	9.60 m
Beam	9' 11"	3.02 m
Interior Cockpit Width	104"	2.64 m
Deadrise at Transom	22°	22°
Capacity: Fuel	150 gal	568 L
Capacity: Fresh Water	30 gal	114 L
Capacity: Holding Tank	35 gal	132 L
Bridge Clearance w/o Bimini	5' 9"	1.75 m
Bridge Clearance w/Arch	8' 2"	2.49 m
Draft, Drive Up	26"	.66 m
Draft, Drive Down	44"	1.12 m
Dry Weight (can vary with opt. equip.)	9880 lbs	4481 kg
Boat Certified Capacity	Yacht Certified	

MERCUISER POWER

Twin 350 Mag MPI Alpha	300 php	(224 PkW)
Twin 350 Mag MPI Bravo 1	300 php	(224 PkW)
Twin 350 Mag MPI Bravo 3	300 php	(224 PkW)
Twin 350 Mag MPI Bravo 3 SeaCore	300 php	(224 PkW)
Twin 6.2 MPI Bravo 1	320 php	(239 PkW)
Twin 6.2 MPI Bravo 3	320 php	(239 PkW)
Twin 6.2 MPI Bravo 3 SeaCore	320 php	(239 PkW)
Twin 496 Mag MPI Bravo 1	375 php	(280 PkW)
Twin 496 Mag MPI Bravo 3	375 php	(280 PkW)
Twin 496 Mag HO Bravo 1 X	425 php	(317 PkW)
Twin 496 Mag HO Bravo 3 X	425 php	(317 PkW)

VOLVO PENTA POWER

Twin D4-260A Diesel	260 php	(194 PkW)
Twin 5.7 Gi SX	300 php	(224 PkW)
Twin 5.7 Gi DP	300 php	(224 PkW)
Twin 5.7 OSi XDP	300 php	(224 PkW)
Twin 5.7 GXi SX	320 php	(239 PkW)
Twin 5.7 GXi DP	320 php	(239 PkW)
Twin 5.7 OSXi XDP	320 php	(239 PkW)
Twin 8.1 Gi DP	375 php	(280 PkW)
Twin 8.1 OSXi XDP	375 php	(280 PkW)
Twin 8.1 GXi DP	420 php	(313 PkW)

STANDARD EQUIPMENT

DASH AND INSTRUMENTATION

- Accessory Power Plug - 12 Volt
- Black Leather Steering Wheel - *pg. 59*
- Compass - *pg. 59*
- Depth & Water/Air Temp Gauge Package
- Hour Meters
- Livorsi Engine Controls

STEREO

- AM-FM CD w/6 Speakers - *pg. 23, 48*
- iPod™/MP3 Port - *pg. 23, 32, 48*
- Stereo Remote, Dash - *pg. 19*

EXTERIOR

- Anchor Locker
- Bow Scuff Plate, Stainless Steel - *pg. 5, 28*
- Midship Cleats
- Motorbox Actuator
- Swim Platform, Extended w/Ladder - *pg. 8, 26, 31, 32, 36, 39, 40, 42, 43, 46, 47, 51, 54, 56, 59*
- Transom Storage/Ice Chest

INTERIOR

- Aft Walk-Thru Carpet - *pg. 56*
- Air Compressor w/Holder
- Bow Cushion Insert
- Bow Walk-Thru Doors - *pg. 19*
- Cockpit Galley Unit - *pg. 51, 59, 63, 64*
- Double Wide Helm Seat
- Dinette Table - *pg. 47, 56, 59*
- Pump Out Porta Potti - *pg. 44*
- Removable Bow and Cockpit Carpet - *pg. 11*

STRUCTURE / SAFETY / PERFORMANCE

- 10 Year Hull/Deck Warranty - *pg. 15*
- 5 Year Powertrain Warranty - *pg. 15*
- Battery Switch - Dual
- Composite Floor - *pg. 9*
- Composite Transom - *pg. 7*
- Fiberglass Cockpit Liner
- Fiberglass Stringer System - *pg. 9*
- Fire Extinguisher, Manual
- Ignition Safety Switch
- Kevlar™ Reinforced Hull
- Stainless Steel Windshield Braces
- Through Prop Exhaust

OPTIONAL EQUIPMENT

CANVAS

- Bimini Top - *pg. 66*
- Bimini Enclosure Package - *pg. 66*
- Bow Tonneau Cover - *pg. 66*
- Cockpit Tonneau Cover - *pg. 66*
- Mooring Cover - *pg. 66*

DASH AND INSTRUMENTATION

- Black Leather/SS Steering Wheel - *pg. 19, 55*
- Black Leather/SS Wheel w/Wood Dash Pkg. - *pg. 64*
- GPS Unit (Color)-In Dash - *pg. 55, 69*
- GPS/Radar (Color) Unit-In Dash
- Windshield Wiper-Starboard - *pg. 58*
- Wood Dash/Trim Package - *pg. 44, 47, 52, 67*

STEREO

- Premium Sound System - *pg. 69*
- Stereo Remote, Transom
- XM Satellite System

EXTERIOR

- Docking Lights-Stainless Steel - *pg. 5, 18, 58*
- Flagpole w/USA & Cobalt Flag - *pg. 50, 51, 67*
- Portal Light (Head Compartment)
- Stainless Steel Arch - *pg. 54, 55, 56, 58, 59*
- Stainless Steel Arch w/Bimini Top - *pg. 46, 50, 51, 62*
- Stainless Steel Arch w/Hard Top
- Stainless Steel Windshield
- Swim Platform Transom Lighting
- Teak Accent Package - *pg. 68*
- Three Color Custom Graphics - *pg. 26, 38, 54, 68*
- Transom Shower
- Transom Tilt Switch


INTERIOR

- Aft Walk-Thru Gate
- Cockpit Heater
- Grey Water System
- Pump Out Porta Potti w/Macerator
- Refrigerator - *pg. 52, 56, 64*
- Rivulet Carpet Upgrade (sand interior only) - *pg. 11*
- Shore Power Kit-110 Volt (incl. battery charger)
- Shore Power Kit-220 Volt (incl. battery charger)
- Stainless Steel Foot Tread (helm only) - *pg. 67*
- VacuFlush Head
- VacuFlush Head w/Macerator - *pg. 60*

STRUCTURE / SAFETY / PERFORMANCE

- Anti-Corrosion System
- Captain's Call Exhaust
- Captain's Call Plus (w/Mufflers)
- CE Fire Extinguisher, Automatic System
- Closed Cooling System (Volvo only)
- Fire Extinguisher, Automatic System
- Stainless Prop Exchange
- Tool Kit
- Trim Tabs - *pg. 68*
- Windlass w/Line, Chain & Anchor - *pg. 58, 62, 68*

GELCOAT COLORS




GRAPHIC STYLES

Any combination of gelcoat colors.


CLASSIC



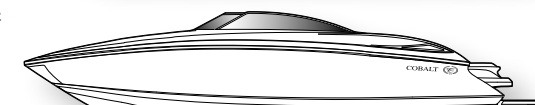
THREE COLOR CUSTOM




SPORT




ALL WHITE



SAND SIERRA INTERIOR



GREY SIERRA INTERIOR



RIVULET CARPET OPTION



(1) Specifications and equipment can be subject to unforeseen changes.

(2) Colors shown may vary due to limitations of the printing process and the light under which they are viewed.

Beyond PERSPECTIVE

"In all the years we've been friends, have we ever before totally agreed on anything... except for this moment?"



303



Here comes the 303, a go-anywhere and do-anything amalgam of functionality and flat-out style, a watercraft for the undecided. For sure. The 303 is all things to all people; a true dayboat ready for unforgettable exchanges of sunshine and moonlight. Meantime, the 303 brings along all the comforts, all the convenience appropriate to the best evenings away from home. Day and night, night or day, here's outer-spatial roominess; here are amenities central to the enjoyment of family and friends, to the thoughtful use of multiple cubic-feet imaginatively used bow to stern.

The room begins in the raising of the 303's deck, up a full four inches over its sister ship the 302, thereby multiplying walkabout in the cabin, ensuring easy access and comfortable use. "Entertaining" is a pivotal word in the 303's mission statement, and so the cockpit fans out from a hot-water sink and refrigerator with a built-in ice chest nearby. And look here: a design element as basic as seat positioning does wonders for onboard interaction – the cockpit passenger seats face forward, while cabin seats face aft, thereby pulling onboard guests together in clear, quiet conversation.

And so let's talk. Thinking that . . . maybe just this once . . . the Cobalt 303 could be our single, still point of shared direction.

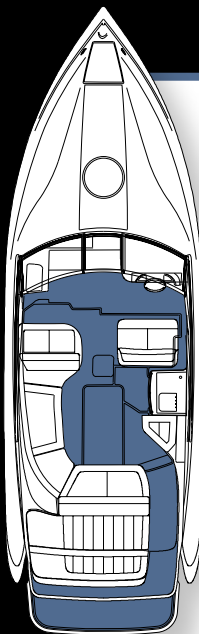


303

The 303's cabin stretches. Reaches way out. Out and away, up and around as your six-three basketball son sits here with a full foot of headroom above. And, because of the thoughtful positioning of the galley, he may cook there standing straight up in the cockpit walk-thru. And all around him raw materials of consequence: cedar in the locker, fine-grain leather in the seats and rich fabric in the valances as, come bedtime, the 303 sleeps the point-guard and his brother in all-night comfort, the optional DVD flat screen dimming.

A rising moon confirming what we, each of us, already know: this boat does it all.





SPECIFICATIONS

Length Overall w/o Swim Platform	29' 9"	9.07 m
Length Overall w/Swim Platform	31' 6"	9.60 m
Beam	9' 11"	3.02 m
Interior Cockpit Width	104"	2.64 m
Deadrise at Transom	22°	22°
Capacity: Fuel	150 gal	568 L
Capacity: Fresh Water	30 gal	114 L
Capacity: Holding Tank	35 gal	132 L
Bridge Clearance w/o Bimini	5' 9"	1.75 m
Bridge Clearance w/Arch	8' 2"	2.49 m
Draft, Drive Up	26"	.66 m
Draft, Drive Down	44"	1.12 m
Dry Weight (can vary with opt. equip.)	11,110 lbs	5039 kg
Boat Certified Capacity	Yacht Certified	

MERCUISER POWER

Twin 350 Mag MPI Alpha	300 php	(224 PkW)
Twin 350 Mag MPI Bravo 1	300 php	(224 PkW)
Twin 350 Mag MPI Bravo 3	300 php	(224 PkW)
Twin 350 Mag MPI Bravo 3 SeaCore	300 php	(224 PkW)
Twin 6.2 MPI Bravo 1	320 php	(239 PkW)
Twin 6.2 MPI Bravo 3	320 php	(239 PkW)
Twin 6.2 MPI Bravo 3 SeaCore	320 php	(239 PkW)
Twin 496 Mag MPI Bravo 1	375 php	(280 PkW)
Twin 496 Mag MPI Bravo 3	375 php	(280 PkW)
Twin 496 Mag HO Bravo 1 X	425 php	(317 PkW)
Twin 496 Mag HO Bravo 3 X	425 php	(317 PkW)

VOLVO PENTA POWER

Twin D4-260A Diesel	260 php	(194 PkW)
Twin 5.7 Gi SX	300 php	(224 PkW)
Twin 5.7 Gi DP	300 php	(224 PkW)
Twin 5.7 OSi XDP	300 php	(224 PkW)
Twin 5.7 GXi SX	320 php	(239 PkW)
Twin 5.7 GXi DP	320 php	(239 PkW)
Twin 5.7 OSXi XDP	320 php	(239 PkW)
Twin 8.1 Gi DP	375 php	(280 PkW)
Twin 8.1 OSXi XDP	375 php	(280 PkW)
Twin 8.1 GXi DP	420 php	(313 PkW)

STANDARD EQUIPMENT

DASH AND INSTRUMENTATION

- Accessory Power Plug - 12 Volt
- Black Leather Steering Wheel - *pg. 59*
- Compass - *pg. 59*
- Depth & Water/Air Temp Gauge Package
- Hour Meters
- Livorsi Engine Controls

STEREO

- AM-FM CD w/6 Speakers - *pg. 23, 48*
- iPod™/MP3 Port - *pg. 23, 32, 48*
- Stereo Remote, Dash - *pg. 19*

EXTERIOR

- Anchor Locker
- Bow Scuff Plate, Stainless Steel - *pg. 5, 28*
- Midship Cleats
- Motorbox Actuator
- Stainless Steel Foredeck Rail - *pg. 58, 62*
- Swim Platform, Extended w/Ladder - *pg. 8, 26, 31, 32, 36, 39, 40, 42, 43, 46, 47, 51, 54, 56, 59*
- Transom Storage/Ice Chest

INTERIOR

- Aft Walk-Thru Carpet - *pg. 56*
- Air Compressor w/Holder
- Cabin Galley Unit - *pg. 60, 64*
- Cedar-Lined Hanging Locker - *pg. 67*
- Cockpit Galley Unit - *pg. 51, 59, 63, 64*
- Dinette Table - *pg. 47, 56, 59*
- Double Wide Helm Seat - *pg. 51, 55*
- Electric Porcelain Head - *pg. 39*
- Enclosed Head Unit w/Shower - *pg. 60*
- Microwave - *pg. 60*
- Removable Cockpit Carpet - *pg. 11*

STRUCTURE / SAFETY / PERFORMANCE

- 10 Year Hull/Deck Warranty - *pg. 15*
- 5 Year Powertrain Warranty - *pg. 15*
- Battery Switch - Dual
- Composite Floor - *pg. 9*
- Composite Transom - *pg. 7*
- Fiberglass Cockpit Liner
- Fiberglass Stringer System - *pg. 9*
- Fire Extinguisher, Manual
- Ignition Safety Switch
- Kevlar™ Reinforced Hull
- Stainless Steel Windshield Braces
- Through Prop Exhaust

OPTIONAL EQUIPMENT

CANVAS

- Bimini Enclosure Package - *pg. 66*
- Bimini Top - *pg. 66*
- Cockpit Tonneau Cover - *pg. 66*
- Mooring Cover - *pg. 66*

DASH AND INSTRUMENTATION

- Black Leather/SS Steering Wheel - *pg. 19, 55*
- Black Leather/SS Wheel w/Wood Dash Pkg. - *pg. 64*
- GPS Unit (Color) In-Dash - *pg. 55, 69*
- GPS/Radar Unit (Color) In-Dash
- VHF Radio Unit
- Windshield Wiper-Starboard - *pg. 58*
- Wood Dash/Trim Package - *pg. 67*

AUDIO/VISUAL

- Cabin Entertainment Package (TV/DVD) - *pg. 60, 69*
- Cable TV Connection
- Premium Sound System - *pg. 69*
- Stereo Remote, Transom
- TV Antenna (Arch Mounted)
- XM Satellite System

EXTERIOR

- Docking Lights-Stainless Steel - *pg. 5, 18, 58*
- Flagpole w/USA & Cobalt Flag - *pg. 50, 51, 67*
- Spotlight w/Helm Remote - *pg. 58*
- Stainless Steel Arch - *pg. 54, 55, 56, 58, 59*
- Stainless Steel Arch w/Bimini Top - *pg. 46, 50, 51, 62*
- Stainless Steel Arch w/Hard Top
- Stainless Steel Bow Rails (10 inch)
- Stainless Steel Windshield
- Swim Platform Transom Lighting
- Teak Accent Package - *pg. 68*
- Three Color Custom Graphics - *pg. 26, 38, 54, 68*
- Transom Shower
- Transom Tilt Switch


INTERIOR

- Aft Walk-Thru Gate
- Air Conditioning/Heating
- Cabin Filler Cushion
- Cockpit Heater
- Electric Porcelain Head w/Macerator - *pg. 52*
- Grey Water System
- Refrigerator - *pg. 52, 56, 64*
- Rivulet Carpet Upgrade (sand interior only) - *pg. 11*
- Shore Power Kit-110 Volt (incl. battery charger)
- Shore Power Kit-220 Volt (incl. battery charger)
- Stainless Steel Foot Tread (helm only) - *pg. 67*
- Stove (110 Volt) - *pg. 60, 64*
- VacuFlush Head
- VacuFlush Head w/Macerator - *pg. 60*

STRUCTURE / SAFETY / PERFORMANCE

- Anti-Corrosion System
- Captain's Call Exhaust
- Captain's Call Plus (w/Mufflers)
- CE Fire Extinguisher, Automatic System
- Closed Cooling System (Volvo only)
- Fire Extinguisher, Automatic System
- Generator (5kw)
- Stainless Prop Exchange
- Tool Kit
- Trim Tabs - *pg. 68*
- Windlass w/Line, Chain & Anchor - *pg. 58, 62, 68*

GELCOAT COLORS



GRAPHIC STYLES

Any combination of gelcoat colors.


CLASSIC



THREE COLOR CUSTOM




SPORT




ALL WHITE



SAND SIERRA INTERIOR



GREY SIERRA INTERIOR



RIVULET CARPET OPTION



NAUTICAL BLUE CABIN ACCENTS



SAHARA CABIN ACCENTS



(1) Specifications and equipment can be subject to unforeseen changes.

(2) Colors shown may vary due to limitations of the printing process and the light under which they are viewed.

Beyond BREAKFAST

"Now we're getting somewhere."



323



Whoever said "Getting there is half the fun" missed the math by about fifty percent. In the Cobalt 323, pure anticipation accounts for a significant amount of the enjoyment; well before big engines chug to full-rumble force, there comes the unmistakable sense that today is going to be different. The sheer size of the 323, the inclusive welcome of its cockpit and cabin, the cavernous storage - all bespeak comfort and relaxation and easy, easy going. The emphasis on room and more room still, however, should not blur the 323's meticulous attention to the details of convenience and accessibility: the flip-out table hiding in the sidewall portside, the sliding stainless-steel and teak ladder leading to the bow, cockpit seats nudged next to the sunpad for optimized lounging, a flop-forward back rest at the double-wide helm seat and multiple appliances in the galley and a water heater and a vacu-flush head. And on. And on.

The morning has just begun. With no place to go but out.

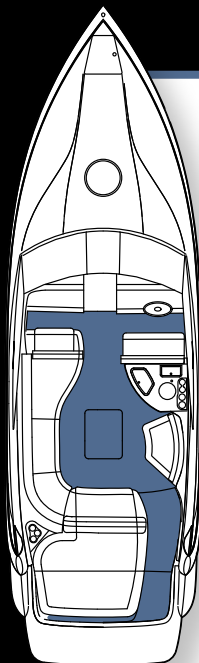




In a very short career, the Cobalt 323 has accumulated serious notice. Already recognized throughout the industry for the ingenuity of its floorplan, the 323 accomplishes more before pancakes-and-eggs than some boats might ever attempt in a long, glorious day of skiing, tubing, fishing, cruising, entertaining, sunning, cooling, and relaxing.

More coffee anyone?





SPECIFICATIONS

Length Overall w/o Swim Platform	32' 10"	10.00 m
Length Overall w/Swim Platform	34' 9"	10.59 m
Beam	10' 7"	3.23 m
Interior Cockpit Width	108"	2.74 m
Deadrise at Transom	22°	22°
Capacity: Fuel	174 gal	659 L
Capacity: Fresh Water	18 gal	68 L
Capacity: Holding Tank	28 gal	106 L
Bridge Clearance w/o Bimini	6' 5"	1.96 m
Bridge Clearance w/Arch	8' 10"	2.69 m
Draft, Drive Up	24"	.61 m
Draft, Drive Down	35"	.90 m
Dry Weight (can vary with opt. equip.)	12,300 lbs	5579 kg
Boat Certified Capacity	Yacht Certified	

MERCUISER POWER

Twin 350 Mag MPI Bravo 1	300 php	(224 PkW)
Twin 350 Mag MPI Bravo 3	300 php	(224 PkW)
Twin 350 Mag MPI Bravo 3 SeaCore	300 php	(224 PkW)
Twin 6.2 MPI Bravo 1	320 php	(239 PkW)
Twin 6.2 MPI Bravo 3	320 php	(239 PkW)
Twin 6.2 MPI Bravo 3 SeaCore	320 php	(239 PkW)
Twin 496 Mag MPI Bravo 1	375 php	(280 PkW)
Twin 496 Mag MPI Bravo 3	375 php	(280 PkW)
Twin 496 Mag HO Bravo 1 X	425 php	(317 PkW)
Twin 496 Mag HO Bravo 3 X	425 php	(317 PkW)
Twin 496 Mag HO Bravo 1 XR	425 php	(317 PkW)
Twin 496 Mag HO Bravo 3 XR	425 php	(317 PkW)

VOLVO PENTA POWER

Twin D4-260A Diesel	260 php	(194 PkW)
Twin 5.7 GXi DP	320 php	(239 PkW)
Twin 5.7 OSXi XDP	320 php	(239 PkW)
Twin 8.1 Gi DP	375 php	(280 PkW)
Twin 8.1 OSXi XDP	375 php	(280 PkW)
Twin 8.1 GXi DP	420 php	(313 PkW)

STANDARD EQUIPMENT

CANVAS

Bimini Top - *pg. 66*

DASH AND INSTRUMENTATION

Accessory Power Plug - 12 Volt
Compass - *pg. 59*
Depth & Water/Air Temp Gauge Package
Hour Meters
Livorsi Engine Controls
Wood Dash/Trim Package - *pg. 44, 47, 52, 67*

AUDIO/VISUAL

AM-FM CD w/6 Speakers - *pg. 23, 48*
iPod™/MP3 Port - *pg. 23, 32, 48*
Stereo Remote, Dash - *pg. 19*

EXTERIOR

Anchor Locker
Bow Scuff Plate, Stainless Steel - *pg. 5, 28*
Midship Cleats
Motorbox Actuator
Stainless Steel Foredeck Ladder - *pg. 63*
Stainless Steel Foredeck Rail - *pg. 58, 62*
Swim Platform, Extended w/Ladder - *pg. 8, 26, 31, 32, 36, 39, 40, 42, 43, 46, 47, 51, 54, 56, 59*
Transom Storage/Ice Chest

INTERIOR

Aft Walk-Thru Carpet - *pg. 56*
Aft Walk-Thru Gate
Air Compressor w/Holder
Cabin Filler Cushion
Cabin Galley Unit - *pg. 60, 64*
Cedar-Lined Hanging Locker - *pg. 67*
Dinette Table - *pg. 47, 56, 59*
Double Wide Helm Seat - *pg. 51, 55*
Enclosed Head Unit w/Shower - *pg. 60*

Hot Water Heater (110 Volt)
Microwave - *pg. 60*
Refrigerator - *pg. 52, 56, 64*
Removable Cockpit Carpet
Shore Power Kit-110 Volt (incl. battery charger)
Stove (110 Volt) - *pg. 60, 64*
VacuFlush Head

STRUCTURE / SAFETY / PERFORMANCE

10 Year Hull/Deck Warranty - *pg. 15*
5 Year Powertrain Warranty - *pg. 15*
Battery Switch - Dual
Composite Floor - *pg. 9*
Composite Transom - *pg. 7*
Fiberglass Cockpit Liner
Fiberglass Stringer System - *pg. 9*
Fire Extinguisher, Manual
Ignition Safety Switch
Kevlar™ Reinforced Hull
Stainless Steel Windshield Braces
Through Prop Exhaust
Trim Tabs

OPTIONAL EQUIPMENT

CANVAS

Bimini Enclosure Package - *pg. 66*
Cockpit Tonneau Cover - *pg. 66*
Mooring Cover - *pg. 66*

DASH AND INSTRUMENTATION

HF Radio Unit
GPS Unit (Color) In-Dash - *pg. 55, 69*
GPS/Radar Unit (Color) In-Dash
VHF Radio Unit
Windshield Wiper-Starboard - *pg. 58*

AUDIO/VISUAL

Cabin Entertainment Package (TV/DVD) - *pg. 60*
Cable TV Connection
Premium Sound System
Stereo Remote, Transom
Transom Speaker Package
TV Antenna (Arch Mounted)
XM Satellite System

EXTERIOR

Docking Lights-Stainless Steel - *pg. 5, 18, 58*
Flagpole w/USA & Cobalt Flag - *pg. 50, 51, 67*
Spotlight w/Helm Remote - *pg. 58*
Stainless Steel Arch - *pg. 54, 55, 56, 58, 59*
Stainless Steel Arch w/Bimini Top - *pg. 46, 50, 51, 62*
Stainless Steel Arch w/Hard Top
Stainless Steel Bow Rails (10 inch)
Stainless Steel Windshield
Swim Platform Transom Lighting
Teak Accent Package - *pg. 68*
Three Color Custom Graphics - *pg. 26, 38, 54, 68*
Transom Shower


INTERIOR

Air Conditioning/Heating
Cockpit Heater
Grey Water System
Rivulet Carpet Upgrade (sand interior only) - *pg. 11*
Shore Power Kit-220 Volt (incl. battery charger)
Stainless Steel Foot Tread (helm only) - *pg. 67*
VacuFlush Head w/Macerator - *pg. 60*

STRUCTURE / SAFETY / PERFORMANCE

Captain's Call Exhaust
Captain's Call Plus (w/Mufflers)
CE Fire Extinguisher, Automatic System
Closed Cooling System (Volvo only)
Fire Extinguisher, Auto System for Generator
Fire Extinguisher, Automatic System
Generator (5kw)
Tool Kit - *pg. 68*
Windlass w/Line, Chain & Anchor - *pg. 58, 62, 68*

GELCOAT COLORS



GRAPHIC STYLES

Any combination of gelcoat colors.

CLASSIC



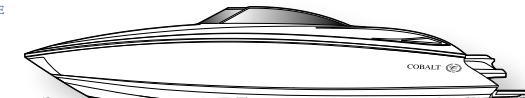
THREE COLOR CUSTOM




SPORT




ALL WHITE



SAND SIERRA INTERIOR



GREY SIERRA INTERIOR



RIVULET CARPET OPTION



NAUTICAL BLUE CABIN ACCENTS



SAHARA CABIN ACCENTS



(1) Specifications and equipment can be subject to unforeseen changes.

(2) Colors shown may vary due to limitations of the printing process and the light under which they are viewed.

Beyond FINE APPOINTMENTS

Choices in canvas, conveniences, and creature comforts that are both practical and aesthetically pleasing.



1



2



3



4



5



6

Color matched and hand fitted, Cobalt bimini tops, enclosures and tonneau covers are made of Sunbrella® acrylic marine canvas. Sunbrella® is extremely strong and fade-resistant, with superior water resistance. Yet it breathes, resisting rot and mildew.

1. **Bimini Top** provides protection from the sun with ample headroom to stand.

2. The **Bimini Enclosure Package** for complete enclosure of cockpit from the elements.

3. **Stainless Steel Arch Bimini Top** extends fore and aft of the stainless steel arch. Will stow folded to arch (photo 4).

4. **Mooring Cover** - Material is ideal for long term storage. Cover style and color may vary.

5. **Water Sports Tower Bimini Top** for use with Water Sports Towers. Will stow folded to tower.

6. **Tonneau Covers** - Bow and cockpit covers shown. The perfect stylish solution for short-term storage.





A wide range of options are available to create a Cobalt uniquely yours. Consult your dealer for a complete selection to fit your needs. Some available options include:

1. The **Adjustable Seat Pedestal** offers fore and aft, swivel, and vertical adjustments.

2. Show your colors with the optional **Stainless Steel Flagpole and Flag**. Both the Cobalt and U.S.A. flags are included.

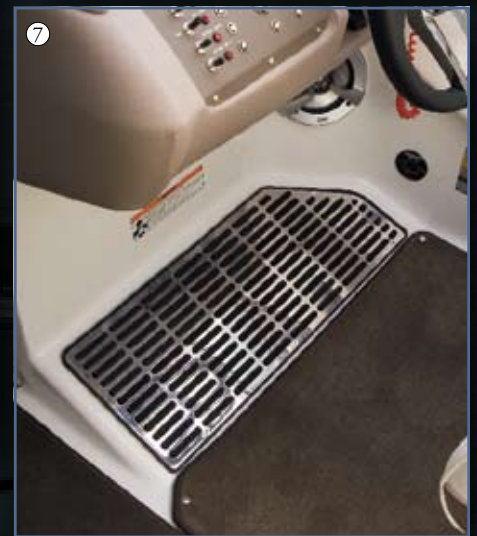
3. **Fiberglass Hardtop** available for select models, fitted to the optional Stainless Steel Arch or Water Sports Tower. Actual style may vary depending on application.

4. Catching air is a snap with the **Stainless Steel Water Sports Tower** tricked out with optional **Wakeboard Racks** and **Tower Speakers**.

5. The **Wakeboard Pro™ Cruise Control**, by PerfectPass, precisely maintains a constant speed while towing skiers and wakeboarders. Cruise control is not available with MerCruiser big block engines.

6. The added elegance of real wood in the **Wood Dash/Trim Packages**.

7. **Stainless Steel Foot Tread** - A solid stainless steel plate with protruding rubber grips at the footrest of the helm.



Beyond **PASSING FANCIES**

The details of Cobalt design add lasting value to the boating experience.



1



2




3



4



5



6

The details of Cobalt design add lasting value to the boating experience.

1. Here are visuals that endure: in the **Teak Accent Package**, the wood of overwhelming choice in traditional yachting.

2. With the **Aft Filler Cushions**, the extended sunpad goes and goes...

3. Anchors aweigh – from an integrated **Windlass with Chain and Line**. Available on models 282 and larger.

4. **Trim Tabs**, in stainless naturally, subtly adjust the boat's attitude. Subtly now.

5. **Bow Filler Cushions** extend the peaceful, easy feelings forward. Let the good times tuck and roll.

6. The **Cockpit Table** mounts quickly, takes care of business, and then stows quickly away.





Wired to the bone, Cobalts put out to sea with electronics that navigate, inform, and entertain.

1-3. The Cobalt **Premium Sound System** brings along six upgraded Kicker™ marine speakers, a thumping subwoofer, and Alpine™ amplifiers that will, no hype, kick out the jams.

4. Below deck Cobalt presents the **Cabin Entertainment Package** involving a flat-screen television and CD/DVD player. Demand a movie tonight.

5. **Tower Speakers** push the tunes aft, to be grooved upon at high speed by listeners at the end of a tow rope. (Speakers optional only with Water Sports Tower and Premium Sound System)

6-7. Big-water navigation comes to the weekend boater with **Garmin Global Positioning Systems**, pinpointing a Cobalt's location on Lake Superior or City Lake, Smalltown.



COBALT SPORTS



CLASSIC LOOK TEE

Our favorite classic tee is back with even more options! The 100% cotton short sleeve tee is available in Grey or Black. Sizes S - XXL.

Item #1301E
\$23.00

You'll find the same classic logo on the long sleeve version. 100% cotton. Navy only. Sizes S - XXL.
 Item #2350E
\$24.00



CAMP SHIRT

Everyday will feel like Saturday in this 55% silk 45% cotton herringbone camp shirt. Features textured coconut wood buttons. Available in Dijon. Sizes M-XXL.

Item #1106
\$60.00



LOGO T-SHIRT

Our 100% Big Cotton T-shirt features a new screen print logo.

Offered in Pesto or Rattan. Sizes S - XXL

Item #1301S
\$20.00

THE PERFORMER

The cap you've been waiting for! Our new navy fitted cap features a raised Cobalt "C" with Cobalt Boats on the back.

Sizes: Sm(6¼-6¾)
 Me(7-7½)
 Lg(7¼-7¾)
 XL(7½-7¾)

Item #FITTED-CAP
\$16.00



ACRYLIC DOUBLE WALLED GLASSES

keep drinks colder longer and they will not sweat. Lifetime guarantee. A perfect gift! Available as a 14oz. tumbler.

Item No. 2014
\$42.50 (set of four)



LADIES FULL ZIP

A great new full-zip sweatshirt with a fit just for her. This 80% cotton/20% polyester sweatshirt features a full chest embroidery. Choose either red or white. Sizes S - XXL.

Item #5074
\$60.00

Lifestyle Accessories



FLEX TECH POLO

A great choice for any day of the week, this polo is a cotton/polyester/spandex blend. Available in Rattan. Sizes M - XXL. Item #2259
\$48.00



THE NAVY CAP

A simple way to make a statement. This cap features the raised embroidered logo. Adjustable fabric strap. Available in Navy and Khaki. Item No. BE101
\$16.00



CLIPPER JACKET

Our most popular jacket just got an update! The clipper is a polyester/cotton blend shell with broadcloth lining. 100% nylon sleeve lining. Classic clipper styling with two layer collar and multiple pockets. Available in Black, Stone and Navy. Sizes: S - XXXL (XXXL available only in Navy) Item No. G2558
\$83.00



THE VICTORY JACKET

100% nylon with a water resistant finish coupled with a heavyweight fleece lining makes this jacket a boating necessity. Hood with draw cord. Lower welt pockets and well as inside pockets. Featuring left chest logo along with a full back appliqué. Available in Yellow, or Navy. Sizes S - XXL Item No. G2541
\$75.00



ZIP-UP HOODY

This sweatshirt offers a full chest screen print which takes on a vintage appearance after washing. 80/20 cotton polyester. Available in Storm or Navy. Sizes S - XXL. Item #2099SP
\$42.00



BEACH TOWEL

Our new oversized beach towel is 100% combed cotton. White with gold and silver embroidered crest logo. 2.5 lbs/39" x 78" Item No. FT175
\$38.00

COBALT SPORTS

Lifestyle Accessories



Hoody Sweatshirts are always a favorite! This 80/20 cotton polyester sweatshirt is available in Heather Grey. Sizes S - XXXL. Item #1093A **\$48.00**

APPLIQUE SERIES

This new full chest applique design is available in three sure-to-please styles. The 100% cotton short sleeve T-shirt is available in white. Sizes S - XXXL.

Item #1301A **\$23.00**

This design is offered in a 100% cotton long sleeve T-shirt. Available in Sun Yellow.

Sizes S - XXL. Item #G2350A **\$29.00**



THE RETRO

Simply stated, this cap is sure to be an instant favorite. Choose from Mustard, Black, Cardinal, and Navy.

Item #RETRO **\$16.00**



SUEDED QUARTER ZIP

This favorite sweatshirt is back in a new color. 80% cotton/20% polyester sueded for softness. Relaxed fit. Sizes M - XXL in Chalk.

Item #2073 **\$50.00**

CLASSIC CREW SWEATSHIRT

The popular Classic Look is now available in a sweatshirt. 80% cotton/20% polyester fleece with left chest embroidery. Available in black. Sizes M - XXL.

Item #1092E **\$45.00**



STAINLESS STEEL HITCH COVER

Show your Cobalt Pride with this polished stainless steel hitch cover. Heavy gauge construction and laser etched logo. Designed to fit standard 2x2 inch hitch receivers.

Item #Stain-TH **\$60.00**

BEYOND BOATING... YACHTING!

As Cobalt Yachts take their place on the water, you'll be dressed fittingly in your Cobalt Yachts attire. You will find this polo of cotton/polyester/spandex a comfortable fit. Navy only. Sizes M - XXL.

Item #G2259Y **\$48.00**



A new T-shirt for a new tradition, this 100% cotton tee features a full chest screen print. White only. Sizes S - XXL. Item #1301Y **\$20.00**



Boat smart from the start, take a boating education course and get a vessel safety check for your boat.

For information contact the U.S. Coast Guard Auxiliary at 800-368-5647 or WWW.CGAUX.ORG, or contact the United States Power Squadrons at 888-FOR-USPS or WWW.USPS.ORG.



Cobalt Boats • 1715 N 8th St • Neodesha, KS 66757
Tel. 800-468-5764 • Fax. 620-325-2361 • www.CobaltBoats.com