



COBALT BOATS

A29

At the center of life's important moments.

Bringing the whole family together.

The much anticipated A29 takes A-Series luxury to a new level of innovation featuring the Splash & Stow® system, which eliminates the traditional way of transporting, deploying and retrieving of heavy-duty yacht-style inflatables. With features for everyone in the family, time on the water will be times they'll never forget.

The A-Series is Cobalt's ultimate luxury offering, and the A29 doesn't disappoint in this area. From the cockpit to the cabin to the bow lounges, the A29 includes unique appointments, leather steering wheel and LED overhead lighting – a combination designed to give any boater a day, or night, on the water to remember.

A captain-focused double-wide helm offers the Cobalt glass cockpit with dual 10" or optional 12" Garmin instrumentation, ergonomically positioned controls and a rich, custom-stitched console. Another innovative feature of the A29 is the optional hydraulic swim platform, which lowers well below the water's surface for easy entry or exit. It functions as the perfect home base for water-borne activity.

The A29 has every amenity and creature comfort on the market and then some. The day cabin features various head options and a hidden sink with faucet option. Other features include a wireless charging, port-side walkthrough floor plan, and much more – make the A29 without peer among runabout boats.

Bringing the whole family together on-board your A29 will always be remembered as one of life's important moments.



COBALT BOATS

A29



At the center of life's important moments.

Bringing the whole family together.

SPECIFICATIONS

Length Overall w/Swim Platform	29' 0"	8.84 m
Beam	9' 0"	2.74 m
Interior Cockpit Width	94"	2.39 m
Deadrise at Transom	21°	21°
Fuel Capacity	121 gal.	458 L
Freshwater Capacity	18 gal.	68 L
Bridge Clearance w/o Bimini	60"	1.52m
Bridge Clearance w/Arch	94"	2.40 m
Bridge Clearance w/Hard Top	105"	2.67 m
Draft Drive Up	28"	.71 m
Draft Drive Down	38"	.97 m
Dry Weight	7,275 lbs.	3,300 kg
Boat Certified Capacity	Yacht Certified	
Boat Certified Capacity w/gear	Yacht Certified	

VOLVO PENTA STERNDRIVE POWER

8.2 Mag ECT B3X DTS	380 hp	283 PkW
8.2 Mag HO ECT B3X DTS	430 hp	321 PkW

MERCUISER TERNDRIVE POWER

V8-380CE DP	380 hp	283 PkW
V8-430CE DP	430 hp	321 PkW



A29





STANDARD EQUIPMENT

Dash and Instrumentation

- Accessory Power Plugs/USB - 12 Volt
- Composite Helm Eyebrow, Custom Stitching
- Depth & Water Temp Gauge Pkg.
- Glass Cockpit, Dual Garmin 8610
- Hour Meter(s)
- Stainless Steel Switches
- Steering Wheel, Leather Color-Matched

Engine Options

- DTS (Merc)
- EVC (Volvo)

Exterior

- Anchor Locker
- Bow Scuff Plate, Stainless Steel
- COBALT Lettering, Chrome Backlit
- Extended Running Surface
- Fender Clips w/Line (4)
- Graphics, Molded-In Gelcoat
- Midship Cleats
- Motorbox Actuator
- Ski Pylon - Stainless Steel
- Stainless Top Trim Windshield
- Swim Platform, Extended w/Swim Step
- Transhield Shipping Cover
- Transom Lighted Model Designator

Interior

- Aft Sunpad w/Walk-Thru Transom
- Bench Seat Storage
- Bow Walk-Thru Door
- Cockpit Seat, Stbd.
- Dual Sundeck Convertible Lounger

Head w/Porta Potti

- Helm Seat, Double-Wide
- Ice Chest, portable 48 qt
- Motorbox Sunpad w/Adj. Backrest
- Passenger Seat Flip Backrest System
- Ski Storage w/Protective Liner
- Trash Receptacle, 28 gal

Stereo

- Custom Acoustic Speaker Covers
- iPod/USB/MP3 Port
- Sound System, Bluetooth, w/6 Spkrs.
- Stereo Remote, Dash
- Stereo Remote, Transom (Prem. Sound)

Structure, Safety, & Performance

- 10/5/3 Year Warranty Protection
- Battery Switch, Dual w/ACR
- Circuit Breaker Protected Elec System
- Composite Floor
- Composite Transom
- Fiberglass Cockpit Liner
- Fiberglass Stringer System
- Fire Extinguisher(s), Manual
- Ignition Safety Switch
- Kevlar Reinforced Hull
- Stainless Steel Windshield Braces
- Through Prop Exhaust

OPTIONAL EQUIPMENT

Canvas

- Bimini, Premium Easy-Fold
- Bow Tonneau Cover
- Cockpit Tonneau Cover
- Mooring Cover
- Shade Sail, Bow

Dash and Instrumentation

- Glass Cockpit, Dual Garmin 8612
- Wireless Phone Charger

Engine Options

- Active Trim, Merc
- Ocean-X (Volvo)
- Seacore (Merc)
- Tow Mode (Volvo EVC)

Exterior

- Arch w/Hard Top
- Arch w/Hard Top & Electric Awning
- Arch, Alum, Folding w/Bimini
- Arch, Elec Folding w/Bimini
- Arch, Elec Folding w/Rotating Sunshade
- Arch, Folding w/Rotating Sunshade
- Board Rack Covers, Roswell
- COBALT Lettering, Satin Black (exterior)
- COBALT Lettering, Satin White (exterior)
- Docking Lights-Stainless Steel
- Flagpole w/Flag
- PTM Board Rack Covers
- Roswell Board Rack Covers
- Sof-Trac Mat, Swim Platform
- Splash & Stow (Inflatable)
- Swim Platform - Hydraulic w/Swim Step
- Swim Platform Ladder
- Swim Platform Transom Lighting
- Teak Swim Platform
- Transom Shower
- Transom Tilt Switch
- Underwater Lighting
- Wakeboard Racks, Triton 2 (Roswell)

Interior

- Air Compressor w/Holder
- Air Conditioning/Heating (Volvo only)
- Bow Center Cushion Insert
- Bow Table (additional)
- Cooler, Soft-Side (35L)

- Day Cabin Cushion Insert
- Dinette Table w/Teak Accent
- Dinette Table, Solid Teak
- Floor Covering, Sea Grass
- Galley, Cockpit w/Sink & Refrigerator
- Gray Water System
- Head w/Electric Porcelain Toilet
- Head w/Electric Porcelain, Macerator
- Head w/Pump Out Porta Potti
- Head w/Pump Out Porta-Potti, Macerator
- Helm Seat, Electric
- Interior Wood Trim Pkg. (w/galley)
- Interior Wood Trim Pkg. (w/seat)
- LED Interior Accent Lighting (RGB)
- Portal Light (1-Head Compartment)
- Sink Console (head compartment)
- Sof-Trac Mat, Cockpit
- Stainless Steel Foot Tread (helm only)
- Teak Floor Pkg. (Bow,Cockpit,Head)
- Throw Pillows, Weighted (10)
- Throw Pillows, Weighted (4)

Stereo

- Plat Sound w/Transom & Arch Spkrs-2 pr.
- Plat Sound w/Transom & Hardtop Spkrs.
- Plat Sound w/Transom Spkrs.
- Prem Sound w/Transom & Arch Spkrs-1 pr.
- Prem Sound w/Transom & Hardtop Spkrs.
- Prem Sound w/Transom Spkrs.
- Satellite Radio System
- Speaker Covers, Arch (Platinum Sound)
- Speaker Covers, Arch (Premium Sound)
- Stereo Remote, Transom (Std. Sound)

Structure, Safety, & Performance

- Battery Maintainer/Charger, 110v
- Battery Maintainer/Charger, 220v
- Bow Thruster
- CE Requirements w/Auto Fire Extinguisher
- Cruise Control-Zero Off
- Fire Extinguisher, Automatic System
- Rearview Mirror, PTM w/Custom Cover
- Rearview Mirror, Roswell w/Custom Cover
- Tool Kit
- Trim Tabs w/Indicators, w/o Autoglide
- Windlass, All Chain w/Anchor





COBALT BOATS

220s

Details of a great boat accumulate in ways you may never notice.

But feel free to imagine.

Come aboard the 220S and experience the comfort and convenience typically found only in far larger boats. Experience a spaciousness that maximizes flexibility in your use of the boat, thanks to Free Space Reclamation (FSR), Cobalt's studied minimization of heretofore unused space. The 220S makes idealized use of every square inch of its wide and sturdy stance, the stadium seating key to the easy accommodation of a dozen guests and their gear. And the swim step, of course, Cobalt's game-changing, patented contribution to safety, convenience, and accessibility makes boarding a breeze. Memories gather naturally under the 220's optional aluminum wakeboard arch – simply foldable, by the way – an addition that makes your boat as athletic as it is roomy.

Mention the word "athletic" and the 220S steps up to the plate. Big fun – the extended running surface hull design provides explosive hole-shots, easy and extended zooming, the tight, high-speed turns skiers and boarders want – while affording you some remarkable efficiencies in fuel management.

The S interior seating configuration combines an oversized, all-in-one cockpit layout with the amazing on-water performance that has become synonymous with Cobalt. Your co-captain can face forward in the traditional manner, or flip the seat down easily transforming the cockpit into a massive arena-style seating arrangement. The choice is yours.



COBALT BOATS

220s



Details of a great boat accumulate in ways you may never notice.
But feel free to imagine.

SPECIFICATIONS

Length Overall w/ Swim Pla'tform	22' 10"	6.96 m
Beam	8' 6"	2.59 m
Deadrise at Transom	20°	20°
Fuel Capacity	52 gal.	197 L
Bridge Clearance w/o Bimini	3' 11"	1.19 m
Bridge Clearance w/Tower	6' 10"	2.08 m
Draft Drive Up	24"	.61m
Draft Drive Down	37"	.94m
Dry Weight	3700 lbs.	1678 kg
Boat Certified Capacity	12 persons	
Boat Certified Capacity w/gear	1695 lbs.	768 kg

VOLVO PENTA STERNDRIVE POWER

V6-250C-G DP	240 hp	149 PkW
V6-250C-G SX	240 hp	179 PkW
V6-250G DP (non-cat)	240 hp	149 PkW
V6-250G SX (non-cat)	240 hp	149 PkW
V6-280C-G DP	280 hp	209 PkW
V8-300C-G DP	300 hp	224 PkW
V8-300CE-G DP	300 hp	224 PkW
V8-350C-G DP	350 hp	261 PkW
V8-350CE-G DP	350 hp	261 PkW

MERCURISER TERNDRIE POWER

4.5 L MPI ECT-250 Alpha	250 hp	186 PkW
4.5 L MPI ECT-250 B3 DTS	250 hp	186 PkW
6.2 L MPI ECT-300 B3 DTS	300 hp	224 PkW
6.2 L MPI ECT-350 B3 DTS	350 hp	261 PkW



220s





STANDARD EQUIPMENT

Dash and Instrumentation

Accessory Power Plug - 12 Volt
 Aluminum Dash Panels
 Composite Helm Eyebrow, Custom Stitching
 Depth & Water/Air Temp Gauge Pkg.
 Hour Meter(s)
 Leather Steering Wheel w/Auto Leveling Hub
 Stainless Steel Switches

Exterior

Anchor Locker
 Bow Scuff Plate, Stainless Steel
 Extended Running Surface
 Graphics, Molded-In Gelcoat
 Midship Cleats
 Ski Tow Eye, Stainless Steel
 SS Tubular Platform Perimeter Rail
 Stainless Top Trim Windshield
 Transhield Shipping Cover

Interior

Aft Facing Rumble Seat
 Aft Sunpad w/Walk-Thru Transom
 Bow Walk-Thru Door
 Helm Seat, Flip-Up
 Ice Chest, portable 36 qt
 Seating Varadense Comfort

Stereo

iPod/USB/MP3 Port
 Sound System, Bluetooth, w/6 Spkrs.
 Stereo Remote, Dash
 Stereo Remote, Transom (Prem. Sound)

Structure, Safety, & Performance

10/5/3 Year Warranty Protection
 Battery Switch, Single
 Circuit Breaker Protected Elec System
 Composite Floor
 Composite Seat Bases
 Composite Transom
 Fiberglass Cockpit Liner
 Fiberglass Stringer System
 Fire Extinguisher(s), Manual
 Ignition Safety Switch
 Kevlar Reinforced Hull
 Stainless Steel Windshield Braces
 Through Prop Exhaust

OPTIONAL EQUIPMENT

Canvas

Bimini
 Bow Tonneau Cover
 Cockpit Tonneau Cover
 Mooring Cover

Dash and Instrumentation

Compass
 GPS, Garmin 743
 Rudder Indicator, Merc
 Rudder Indicator, Volvo
 XM Weather

Engine Options

Active Trim, Merc (requires DTS)
 Anti-Corrosion System (Vol 200-300hp, Mer-Alpha)
 EVC (Volvo) cat engines only
 Ocean-X (Volvo)
 Seacore (Merc)
 Tow Mode (Volvo EVC)

Exterior

Arch, Zenith Folding w/Bimini (w/o RGB lighting)
 Arch, Zenith Folding w/Bimini (w/RGB lighting)
 Board Rack Covers, Roswell
 COBALT Oval Logo, Recessed
 Docking Lights-Stainless Steel
 Fender Clips w/Line (4)
 Flagpole w/Flag
 Flip-Down Swim Step w/o Ladder
 Roswell Board Rack Covers
 Sof-Trac Mat, Swim Platform (w/o step)
 Sof-Trac Mat, Swim Platform (w/step)
 Transom Tilt Switch
 Underwater Lighting
 Wakeboard Racks, Elite (Alum)
 Wakeboard Racks, Triton 2 (Roswell)
 PTM Board Rack Covers
 Wakeboard Racks, PTM

Interior

Aft Walk-Thru Filler Cushions
 Aft Walk-Thru Gate
 Air Compressor w/Holder
 Bow Center Cushion Insert
 Dinette Table w/Cockpit Receptacle
 Dinette Table, Solid Teak
 Floor Covering, Sea Grass
 LED Interior Accent Lighting (RGB)
 Remote Courtesy Lights w/key fob
 Sof-Trac Mat, Cockpit
 Throw Pillows, Weighted (10)
 Throw Pillows, Weighted (4)

Stereo

Prem Sound w/Transom & Arch Spkrs-1 pr.
 Prem Sound w/Transom Spkrs.
 Satellite Radio System
 Speaker Covers, Arch (Premium Sound)
 Stereo Remote, Transom (Std. Sound)

Structure, Safety, & Performance

Battery Maintainer/Charger, 110v
 Battery Maintainer/Charger, 220v
 Battery Switch, Dual w/ACR (required)
 CE Requirements w/Auto Fire Extinguisher
 Cruise Control-Smart Tow (Merc DTS)
 Cruise Control-Zero Off
 Fire Extinguisher, Automatic System
 Rearview Mirror, PTM w/Custom Cover
 Rearview Mirror, Roswell w/Custom Cover
 Tool Kit



COBALT BOATS

CS22

Redefining comfort and style.

The CS22 is the perfect choice.

From the clean classic lines of the Cobalt CS23, come all the same style in a slightly smaller package. Enter the Cobalt CS22. Perhaps it's the timeless good looks? The peerless ride and function? We say yes, yes and yes again.

The Cobalt CS22 at over 22 feet is a model of efficient use of space. Inheriting the proven performance of the CS hull and graceful deck design, too. Sleek, simple and artful. Step inside and check out the detailed interior including the island sun lounge with a walk-thru transom, Cobalt-branded coaming pads, intricate colored stitching details, and digital helm instrumentation. Oh, and the Bluetooth sound system with six speakers – yes, that too may cause your audiophile guests to awe in your direction. Compliments will keep 'coming as your crew marvels at her innovative qualities – making you look savvy, smart.

The CS22 is the perfect choice. A small boat for those who do not wish to compromise luxury or performance. The CS22 - built with pride in the heart of America, Neodesha, Kansas.



COBALT BOATS

CS22



Redefining comfort and style.

The CS22 is the perfect choice.

SPECIFICATIONS

Length Overall w/ Swim Platform	22' 6"	6.86 m
Beam	8' 6"	2.59 m
Interior Cockpit Width	92"	2.34 m
Deadrise at Transom	20°	20°
Fuel Capacity	52 gal.	197 L
Bridge Clearance w/o Bimini	3' 11"	1.19 m
Bridge Clearance w/Arch	6' 10"	2.08 m
Draft Drive Up	24"	.61 m
Draft Drive Down	37"	.94 m
Dry Weight	3400 lbs.	1542 kg
Boat Certified Capacity	11 persons	
Boat Certified Capacity w/gear	1595 lbs.	723 kg

VOLVO PENTA STERNDRIVE POWER

V6-250C-G DP	240 hp	149 PkW
V6-250C-G SX	240 hp	179 PkW
V6-250G DP (non-cat)	240 hp	179 PkW
V6-250G SX (non-cat)	240 hp	179 PkW
V6-280C-G DP	280 hp	209 PkW
V8-300C-G DP	300 hp	224 PkW
V8-300CE-G DP	300 hp	224 PkW
V8-350C-G DP	350 hp	261 PkW
V8-350CE-G DP	350 hp	261 PkW

MERCURUISER TERNDRIVE POWER

4.5 L MPI ECT-250 Alpha	250 hp	186 PkW
4.5 L MPI ECT-250 B3 DTS	250 hp	186 PkW
6.2 L MPI ECT-300 B3 DTS	300 hp	224 PkW
6.2 L MPI ECT-350 B3 DTS	350 hp	261 PkW



CS22





STANDARD EQUIPMENT

Cockpit Configuration

L Lounge

Dash and Instrumentation

Accessory Power Plug - 12 Volt
Composite Helm Eyebrow, Custom Stitching
Depth & Water/Air Temp Gauge Pkg.
Etched Stainless Steel Instrument Panel
Hour Meter(s)
Leather Steering Wheel w/Auto Leveling Hub
Stainless Steel Switches

Exterior

Anchor Locker
Bow Scuff Plate, Stainless Steel
COBALT Oval Logo, Recessed
Extended Running Surface
Graphics, Molded-In Gelcoat
Midship Cleats
Ski Tow Eye, Stainless Steel
Stainless Top Trim Windshield
Transhield Shipping Cover

Interior

Aft Facing Rumble Seat
Aft Sunpad w/Walk-Thru Transom
Bow Walk-Thru Door
Helm Seat, Flip-Up
Seating Varadense Comfort

Stereo

iPod/USB/MP3 Port
Sound System, Bluetooth, w/6 Spkrs.
Stereo Remote, Dash
Stereo Remote, Transom (Prem. Sound)

Structure, Safety, & Performance

10/5/3 Year Warranty Protection
Battery Switch, Single
Circuit Breaker Protected Elec System
Composite Floor
Composite Seat Bases
Composite Transom
Fiberglass Cockpit Liner
Fiberglass Stringer System
Fire Extinguisher(s), Manual
Ignition Safety Switch
Kevlar Reinforced Hull
Stainless Steel Windshield Braces
Through Prop Exhaust

OPTIONAL EQUIPMENT

Canvas

Bimini
Bow Tonneau Cover
Cockpit Tonneau Cover
Mooring Cover

Dash and Instrumentation

Compass
GPS, Garmin 743
Rudder Indicator, Merc
Rudder Indicator, Volvo
XM Weather

Engine Options

Active Trim, Merc (requires DTS)
Anti-Corrosion System (Vol 200-300hp, Mer-Alpha)
EVC (Volvo) cat engines only
Ocean-X (Volvo)
Seacore (Merc)
Tow Mode (Volvo EVC)

Exterior

Arch, Zenith Folding w/Bimini (w/o RGB lighting)
Arch, Zenith Folding w/Bimini (w/RGB lighting)
Board Rack Covers, Roswell
COBALT Oval Logo, Recessed
Docking Lights-Stainless Steel
Fender Clips w/Line (4)
Flagpole w/Flag
Flip-Down Swim Step w/o Ladder
Sof-Trac Mat, Swim Platform (w/o step)
Sof-Trac Mat, Swim Platform (w/step)
Swim Platform Transom Lighting
Transom Tilt Switch
Underwater Lighting
Wakeboard Racks, Elite (Alum)
Wakeboard Racks, Triton 2 (Roswell)
PTM Board Rack Covers
Wakeboard Racks, PTM

Interior

Aft Filler Cushion, Stbd.
Air Compressor w/Holder
Bow Center Cushion Insert
Dinette Table w/cockpit receptacle
Dinette Table, Solid Teak
Floor Covering, Sea Grass
LED Interior Accent Lighting (RGB)
Remote Courtesy Lights w/key fob
Sof-Trac Mat, Cockpit
Stainless Steel Foot Tread (helm only)
Throw Pillows, Weighted (10)
Throw Pillows, Weighted (4)

Stereo

Prem Sound System w/Arch Spkrs-1 pr.
Premium Sound System
Satellite Radio System
Speaker Covers, Arch (Premium Sound)
Stereo Remote, Transom (Std. Sound)

Structure, Safety, & Performance

Battery Maintainer/Charger, 110v
Battery Maintainer/Charger, 220v
Battery Switch, Dual w/ACR (required)
CE Requirements w/Auto Fire Extinguisher
Cruise Control-Smart Tow (Merc DTS)
Cruise Control-Zero Off
Fire Extinguisher, Automatic System
Rearview Mirror, PTM w/Custom Cover
Rearview Mirror, Roswell w/Custom Cover
Tool Kit



COBALT BOATS

CS23

The American Beauty.

Built with pride in the heart of America.

There is something special about this one. Maybe it is because she comes from a legendary line. Perhaps it is her timeless good looks? Her ease and function? We say yes, yes and yes again.

The Cobalt CS23 measures over 23 feet of wisely used space. She has a completely new hull and deck design, too. Sleek, simple and artful. Step inside and check out the detailed interior including the island sun lounge with a starboard-side walk-through, Cobalt-branded interior pads, intricate colored stitching details, and digital helm instrumentation. Oh, and the Bluetooth sound system with six speakers – yes, that too may cause your audiophile guests to awe in your direction. Compliments will keep a 'coming as your crew marvels at her innovative qualities – making you look savvy, smart.

The CS23 is the perfect choice. She appeals to those who do not wish to compromise luxury or performance. And now are the days that one should never compromise either. The CS23 - built with pride in the heart of America, Neodesha, Kansas.



COBALT BOATS

CS23



Redefining comfort and style.

The CS23 is the perfect choice.

SPECIFICATIONS

Length Overall w/ Swim Platform	23' 8"	7.21 m
Beam	8' 6"	2.59 m
Interior Cockpit Width	92"	2.34 m
Deadrise at Transom	20°	20°
Fuel Capacity	52 gal.	197 L
Bridge Clearance w/o Bimini	3' 11"	1.19 m
Bridge Clearance w/Arch	6' 10"	2.08 m
Draft Drive Up	24"	.61m
Draft Drive Down	37"	.94m
Dry Weight	3700 lbs.	1678 kg
Boat Certified Capacity	12 persons	
Boat Certified Capacity w/gear	1695 lbs.	768 kg

VOLVO PENTA STERNDRIVE POWER

V6-250C-G DP	240 hp	149 PkW
V6-250C-G SX	240 hp	179 PkW
V6-250G DP (non-cat)	240 hp	179 PkW
V6-250G SX (non-cat)	240 hp	179 PkW
V6-280C-G DP	280 hp	209 PkW
V8-300C-G DP	300 hp	224 PkW
V8-300CE-G DP	300 hp	224 PkW
V8-350C-G DP	350 hp	261 PkW
V8-350CE-G DP	350 hp	261 PkW
V8-380CE DP	380 hp	283 PkW

MERCURISER STERNDRIVE POWER

4.5 L MPI ECT-250 Alpha	250 hp	186 PkW
4.5 L MPI ECT-250 B3 DTS	250 hp	186 PkW
6.2 L MPI ECT-300 B3 DTS	300 hp	224 PkW
6.2 L MPI ECT-350 B3 DTS	350 hp	261 PkW



CS23





STANDARD EQUIPMENT

Dash and Instrumentation

Accessory Power Plug - 12 Volt
 Composite Helm Eyebrow, Custom Stitching
 Depth & Water/Air Temp Gauge Pkg.
 Etched Stainless Steel Instrument Panel
 Hour Meter(s)
 Leather Steering Wheel w/Auto Leveling Hub
 Stainless Steel Switches

Exterior

Anchor Locker
 Bow Scuff Plate, Stainless Steel
 COBALT Oval Logo, Recessed
 Extended Running Surface
 Graphics, Molded-In Gelcoat
 Midship Cleats
 Ski Tow Eye, Stainless Steel
 SS Tubular Platform Perimeter Rail
 Stainless Top Trim Windshield
 Transhield Shipping Cover

Interior

Aft Facing Rumble Seat
 Aft Sunpad w/Walk-Thru Transom
 Bow Walk-Thru Door
 Helm Seat, Flip-Up
 Seating Varadense Comfort

Stereo

iPod/USB/MP3 Port
 Sound System, Bluetooth, w/6 Spkrs.
 Stereo Remote, Dash
 Stereo Remote, Transom (Prem. Sound)

Structure, Safety, & Performance

10/5/3 Year Warranty Protection
 Battery Switch, Single
 Circuit Breaker Protected Elec System
 Composite Floor
 Composite Seat Bases
 Composite Transom
 Fiberglass Cockpit Liner
 Fiberglass Stringer System
 Fire Extinguisher(s), Manual
 Ignition Safety Switch
 Kevlar Reinforced Hull
 Stainless Steel Windshield Braces
 Through Prop Exhaust

OPTIONAL EQUIPMENT

Canvas

Bimini
 Bow Tonneau Cover
 Cockpit Tonneau Cover
 Mooring Cover

Dash and Instrumentation

Compass
 GPS, Garmin 743
 Rudder Indicator, Merc
 Rudder Indicator, Volvo
 XM Weather

Engine Options

Active Trim, Merc (requires DTS)
 Anti-Corrosion System (Vol 200-300hp, Mer-Alpha)
 EVC (Volvo) cat engines only
 Ocean-X (Volvo)
 Seacore (Merc)
 Tow Mode (Volvo EVC)

Exterior

Arch, Zenith Folding w/Bimini (w/o RGB lighting)
 Arch, Zenith Folding w/Bimini (w/RGB lighting)
 Board Rack Covers, Roswell
 COBALT Oval Logo, Recessed
 Docking Lights-Stainless Steel
 Fender Clips w/Line (4)
 Flagpole w/Flag
 Flip-Down Swim Step w/o Ladder
 Roswell Board Rack Covers
 Sof-Trac Mat, Swim Platform (w/o step)
 Sof-Trac Mat, Swim Platform (w/step)
 Swim Platform Transom Lighting
 Transom Tilt Switch
 Underwater Lighting
 Wakeboard Racks, Elite (Alum)
 Wakeboard Racks, Triton 2 (Roswell)
 PTM Board Rack Covers
 Wakeboard Racks, PTM

Interior

Aft Filler Cushion, Stbd.
 Air Compressor w/Holder
 Bow Center Cushion Insert
 Dinette Table w/cockpit receptacle
 Dinette Table, Solid Teak
 Floor Covering, Sea Grass
 LED Interior Accent Lighting (RGB)
 Remote Courtesy Lights w/key fob
 Sof-Trac Mat, Cockpit
 Stainless Steel Foot Tread (helm only)
 Throw Pillows, Weighted (10)
 Throw Pillows, Weighted (4)

Stereo

Prem Sound System w/Arch Spkrs-1 pr.
 Prem Sound System w/Arch Spkrs-1 pr.
 Premium Sound System
 Satellite Radio System
 Speaker Covers, Arch (Premium Sound)
 Stereo Remote, Transom (Std. Sound)

Structure, Safety, & Performance

Battery Maintainer/Charger, 110v
 Battery Maintainer/Charger, 220v
 Battery Switch, Dual w/ACR (required)
 CE Requirements w/Auto Fire Extinguisher
 Cruise Control-Smart Tow (Merc DTS)
 Cruise Control-Zero Off
 Fire Extinguisher, Automatic System
 Rearview Mirror, PTM w/Custom Cover
 Rearview Mirror, Roswell w/Custom Cover
 Tool Kit



COBALT BOATS

R4

Cobalt R4

The next great ride.

The R4 Sterndrive is a family-sized sport runabout incorporating sleek lines, clean handling, excellent performance and a range of luxury appointments. Developed to meet the typical needs of day-boater families, the R4 Sterndrive incorporates Cobalt's most popular drive-train system and boasts the classic Cobalt interior configuration and rear swim platform. Power comes from either a standard 300-hp Volvo engine or an array of Volvo and Mercruiser options that can generate up to 430 hp.

Options are plentiful, from engine, cockpit and audio system upgrades to active trim, satellite radio, a removable cooler, LED interior lighting, a dinette table, air compressor, sea grass and Soft-Trac floor covering, an electric helm seat and an array of aluminum towers, covers, wake-board racks and shades – even a transom shower. Other convenience options include a folding tower with fore and aft Bimini, electrically powered tower actuators and a rotating sunshade.

The R4 Sterndrive features a 24' 3" LOA and an 8' 6" beam, with a dry weight of 5,530 lb. It can accommodate up to 13 passengers and 2,100 lb. of total weight, and it elevates the boating experience with Cobalt's trademark combination of performance, comfort, reliability and luxury appointments.



COBALT BOATS

R4



Timeless in Design

Yet exceedingly modern

SPECIFICATIONS

Length Overall w/Swim Platform	24' 3"	7.39 m
Beam	8' 6"	2.59 m
Fuel Capacity	50 gal.	189 L
Bridge Clearance w/o Bimini	58"	1.47 m
Bridge Clearance w/Tower	97"	2.46 m
Draft Drive Up	19"	0.48 m
Draft Drive Down	36"	0.91 m
Dry Weight	5530 lbs.	2508 kg
Boat Certified Capacity	13 Persons	
Boat Certified Capacity w/gear	2100 lbs	953 kg

VOLVO PENTA STERNDRIVE POWER

V8-300CE-G DP	300 hp	221 PKW
V8-350CE-G DP	350 hp	261 Pkw
V8-380CE DP	380 hp	283 PKW
V8-430CE DP	430 hp	321 PKW

MERCURISER STERNDRIVE POWER

6.2 L MPI ECT-300 B3 DTS	300 hp	221 PKW
6.2 L MPI ECT-350 B3 DTS	350 hp	261 PKW
8.2 Mag ECT B3X DTS	380 hp	283 PKW
8.2 Mag HO ECT B3X DTS	430 hp	321 PKW



R4





STANDARD EQUIPMENT

Dash and Instrumentation

- Anchor Locker
- Bow Scuff Plate, Stainless Steel
- Graphics, Molded-In Gelcoat
- Midship Cleats
- Ski Pylon - Stainless Steel
- SS Tubular Platform Perimeter Rail
- Stainless Steel Engine Vents
- Swim Platform w/Flip-Down Swim Step
- Transhield Shipping Cover
- Windshield, Obsidian w/SS Accents

Engine Options

- DTS (Merc)
- EVC w/PTA & Cruise (Volvo)

Exterior

- Anchor Locker
- Bow Scuff Plate, Stainless Steel
- Graphics, Molded-In Gelcoat
- Midship Cleats
- Ski Pylon - Stainless Steel
- SS Tubular Platform Perimeter Rail
- Stainless Steel Engine Vents
- Swim Platform w/Flip-Down Swim Step
- Transhield Shipping Cover
- Windshield, Obsidian w/SS Accents

OPTIONAL EQUIPMENT

Canvas

- Bimini, Premium
- Bimini, Premium Easy-Fold
- Bow Tonneau Cover
- Cockpit Tonneau Cover
- Mooring Cover
- Shade Sail, Aft (req. Arch w/Sunshade)
- Shade Sail, Bow

Interior

- Aft Sunpad Backrest SS Accent Rail
- Bow Walk-Thru Door
- Dash Storage Pocket
- Del Mar Helm Capt. Chair
- Ice Chest, Molded-In
- Passenger Seat Flip Backrest System
- Seating Varadense Comfort
- Sundeck Convertible Lounger, 3 position
- Trash Receptacle, 3.5 gal

Stereo

- iPod/USB/MP3 Port
- Sound System, Bluetooth, w/6 Spkrs.
- Stereo Remote, Dash

Structure, Safety, & Performance

- 10/5/3 Year Warranty Protection
- Battery Switch, Dual w/ACR
- Circuit Breaker Protected Elec System
- Composite Floor
- Composite Transom
- Fiberglass Cockpit Liner
- Fiberglass Stringer System
- Fire Extinguisher(s), Manual
- Ignition Safety Switch
- Kevlar Reinforced Hull
- Stainless Steel Windshield Braces
- Through Prop Exhaust

Dash and Instrumentation

- Glass Cockpit, Dual Garmin 8610
- Glass Cockpit, Dual Garmin 8610 XSV
- Steering Wheel, Leather Color-Matched
- Wireless Phone Charger, w/Holder
- XM Weather

OPTIONAL EQUIPMENT - CONTINUED

Engine Options

- Active Trim, Merc
- Anti-Corrosion System (Vol 300hp)
- Ocean-X (Volvo)
- Seacore (Merc)
- Tow Mode (Volvo EVC)

Exterior

- Arch Elec, Alum Folding w/Bimini
- Arch, Alum, Folding w/Bimini
- Arch, Elec Folding w/Rotating Sunshade
- Arch, Folding w/Rotating Sunshade
- Board Rack Covers, Roswell
- Camera, Rear Facing
- COBALT Lettering, Satin Black (exterior)
- COBALT Lettering, Satin White (exterior)
- Docking Lights-Stainless Steel
- E-Step Electric Swim Step
- Fender Clips w/Line (4)
- Flagpole w/Flag
- Model Designator, LED, Transom
- Motorbox Actuator
- PTM Board Rack Covers
- Roswell Board Rack Covers
- Sof-Trac Mat, Gunwales
- Sof-Trac Mat, Swim Platform w/Flip-Down Swim Step
- Swim Platform Transom Lighting
- Tow Balls, Brushed Aluminum
- Transom Shower
- Transom Tilt Switch
- Underwater Lighting, RGB
- Wakeboard Racks, Elite (Alum)
- Wakeboard Racks, PTM
- Wakeboard Racks, Triton 2 (Roswell)

Interior

- Aft Facing Rumble Seat
- Air Compressor w/Holder
- Bow Filler Cushions

- Cockpit Heater w/Pull-Out Vent
- Cooler, Soft-Side (35L)
- Dinette Table w/Teak Accent
- Dinette Table, Solid Teak
- Floor Covering, Sea Grass
- Helm Seat, Electric
- LED Interior Accent Lighting (RGB)
- Sof-Trac Mat, Cockpit
- Stainless Steel Foot Tread (helm only)
- Storage Compartment Lighting
- Throw Pillows, Weighted (10)
- Throw Pillows, Weighted (4)
- Wood Interior Accent Pkg.

Stereo

- Plat Sound w/Transom & Arch Spkrs-2 pr.
- Plat Sound w/Transom Spkrs.
- Prem Sound w/Transom & Arch Spkrs-1 pr.
- Prem Sound w/Transom Spkrs.
- Satellite Radio System
- Speaker Covers, Arch (Platinum Sound)
- Speaker Covers, Arch (Premium Sound)
- Stereo Remote, Transom (Std. Sound)

Structure, Safety, & Performance

- Battery Maintainer/Charger, 110v
- Battery Maintainer/Charger, 220v
- CE Requirements w/Auto Fire Extinguisher
- Cruise Control-Smart Tow (Merc)
- Cruise Control-Zero Off (Vol)
- Fire Extinguisher, Automatic System
- Rearview Mirror, PTM w/Custom Cover
- Rearview Mirror, Roswell w/Custom Cover
- Tool Kit
- Trim Tabs w/Indicators, w/o Autoglide
- Windlass, All Chain w/Anchor



COBALT

COBALT BOATS

R6

Sleek, sporty and luxurious.

You really can have it all.

The all new R6 represents the next generation of R-Series boats from Cobalt. The perfect combination of excitement and elegance.

The Cobalt R-Series has always pushed boating forward in unexpected ways, ranging from a comfortable, efficient and stylish interior layout to sleek exterior lines. The 25' 9" R6 sports many new and exclusive features including increased storage for water sports gear, larger Cobalt Glass Cockpit touchscreens, a transom-mounted camera, and a built-in security locator function.

With an interior beam measuring wider than most competitive runabouts, the R6 offers a roomy, expansive interior. Add the wrap-around yacht style seating, and there's plenty of room for passengers and their things. Plus, the double-stitched upholstery now offers new cool-to-touch Fresco Chil vinyl on the darker colors, that provide surface temperature reductions of up to 20° on sunny days.

As with all Cobalts, the swim platform is the back patio for social get-togethers. And the patented swim step makes it all so practical.

The dash-mounted phone cradle with wireless charging is a nice touch, as is the enhanced audio system with the well-placed standard six speaker configuration, but steps up a couple of notches with the Premium or Platinum options with dedicated tweeters, sub-woofers and mid-ranges for unrivaled sound.

These features, and many more, like several foldable tower options, an innovative new high-dock safety step, and a self-bailing cockpit make the new R6 truly the next generation bowrider!



COBALT BOATS

R6



Sleek, sporty and luxurious.

The perfect combination of excitement and elegance.

SPECIFICATIONS

Length Overall w/Swim Platform	25' 9"	7.85 m
Beam	8' 6"	2.59 m
Interior Cockpit Width	95"	2.41 m
Fuel Capacity	60 gal.	227 L
Freshwater Capacity	10 gal.	38 L
Bridge Clearance w/o Bimini	61"	1.55 m
Bridge Clearance w/Arch	100"	2.54 m
Draft Drive Up	19"	0.48 m
Draft Drive Down	35.5"	0.90 m
Dry Weight	5800 lbs.	2631 kg
Boat Certified Capacity	14 persons	
Boat Certified Capacity w/gear	2300 lbs.	1043 kg

VOLVO PENTA STERNDRIVE POWER

V8-300CE-G DP	300 hp	221 PkW
V8-350CE-G DP	350 hp	261 PkW
V8-380CE DP	380 hp	283 PkW
V8-430CE DP	430 hp	321 PkW

MERCUISER STERNDRIVE POWER

6.2 L MPI ECT-300 B3 DTS	300 hp	221 PkW
6.2 L MPI ECT-350 B3 DTS	350 hp	261 PkW
8.2 Mag ECT B3X DTS	380 hp	283 PkW
8.2 Mag HO ECT B3X DTS	430 hp	321 PkW



R6





STANDARD EQUIPMENT

Dash and Instrumentation

Accessory Power Plug - 12 Volt (dual)
 Composite Helm Eyebrow, Custom Stitching
 Depth & Water Temp Pkg.
 Glass Cockpit, Dual Garmin 743
 Gloss Black Dash Console
 Hour Meter(s)
 Illuminated Switch Panel/Switches
 Stainless Steel Switches
 Steering Wheel, Black Leather/Stainless Steel

Engine Options

DTS (Merc)
 EVC w/PTA & Cruise (Volvo)

Exterior

Anchor Locker
 Bow Scuff Plate, Stainless Steel
 Fender Clips w/Line (4)
 Graphics, Molded-In Gelcoat
 Midship Cleats
 Model Designator, LED, Transom
 Ski Pylon - Stainless Steel
 SS Tubular Platform Perimeter Rail
 Stainless Steel Engine Vents
 Swim Platform w/Flip-Down Swim Step
 Transhield Shipping Cover
 Windshield, Obsidian w/SS Accents

Interior

Aft Facing Rumble Seat
 Aft Sunpad Backrest SS Accent Rail
 Bow Walk-Thru Door
 Cooler, Removable Hard-Side (36 qt.)
 Dash Storage Pocket
 Del Mar Helm Capt. Chair
 Head w/Porta Potti
 Passenger Seat Flip Backrest System
 Seating Varadense Comfort
 Sundeck Convertible Lounger
 Trash Receptacle, 3.5 gal

Stereo

iPod/USB/MP3 Port
 Sound System, Bluetooth, w/6 Spkrs.
 Stereo Remote, Dash

Structure, Safety, & Performance

10/5/3 Year Warranty Protection
 Battery Switch, Dual w/ACR
 Circuit Breaker Protected Elec System
 Composite Floor
 Composite Transom
 Fiberglass Cockpit Liner
 Fiberglass Stringer System
 Fire Extinguisher(s), Manual
 Ignition Safety Switch
 Kevlar Reinforced Hull
 Stainless Steel Windshield Braces
 Through Prop Exhaust

OPTIONAL EQUIPMENT

Canvas

Bimini, Premium
 Bimini, Premium Easy-Fold
 Bow Tonneau Cover
 Cockpit Tonneau Cover
 Mooring Cover
 Shade Sail, Aft (req. Arch w/Sunshade)
 Shade Sail, Bow

Dash and Instrumentation

Glass Cockpit, Dual Garmin 8610
 Glass Cockpit, Dual Garmin 8610 XSV
 Steering Wheel, Leather Color-Matched
 Wireless Phone Charger, w/Holder
 XM Weather

Engine Options

Active Trim, Merc
 Anti-Corrosion System (Vol 300hp)
 Ocean-X (Volvo)
 Seacore (Merc)
 Tow Mode (Volvo EVC)

Exterior

Arch Elec. Alum Folding w/Bimini
 Arch, Alum, Folding w/Bimini
 Arch, Elec Folding w/Rotating Sunshade
 Arch, Folding w/Rotating Sunshade
 Board Rack Covers, Roswell
 COBALT Lettering, Satin Black (exterior)
 COBALT Lettering, Satin White (exterior)
 Docking Lights-Stainless Steel
 E-Step Electric Swim Step
 Flagpole w/Flag
 Motorbox Actuator
 Portal Light (1 in Head Compartment)
 PTM Board Rack Covers
 Roswell Board Rack Covers
 Sof-Trac Mat, Gunwales
 Sof-Trac Mat, Swim Platform w/Flip-Down Swim Step
 Swim Platform Transom Lighting
 Tow Balls, Brushed Aluminum
 Transom Shower
 Transom Tilt Switch
 Underwater Lighting, RGB
 Wakeboard Racks, Elite (Alum)
 Wakeboard Racks, PTM
 Wakeboard Racks, Triton 2 (Roswell)

Interior

Air Compressor w/Holder
 Bow Filler Cushions
 Cockpit Heater w/Pull-Out Vent
 Cooler, Soft-Side (35L)
 Dinette Table w/Teak Accent
 Dinette Table, Solid Teak
 Floor Covering, Sea Grass
 Gray Water System
 Head w/Electric Porcelain Toilet
 Head w/Electric Porcelain, Macerator
 Head w/Pump Out Porta Potti
 Head w/Pump Out Porta-Potti, Macerator
 Helm Seat, Electric
 LED Interior Accent Lighting (RGB)
 Sink Console (head compartment)
 Sof-Trac Mat, Cockpit
 Stainless Steel Foot Tread (helm only)
 Storage Compartment Lighting
 Throw Pillows, Weighted (10)
 Throw Pillows, Weighted (4)
 Wood Interior Accent Pkg.

Stereo

Plat Sound w/Transom & Arch Spkrs-2 pr.
 Plat Sound w/Transom Spkrs.
 Prem Sound w/Transom & Arch Spkrs-1 pr.
 Prem Sound w/Transom Spkrs.
 Satellite Radio System
 Speaker Covers, Arch (Platinum Sound)
 Speaker Covers, Arch (Premium Sound)
 Stereo Remote, Transom (Std. Sound)

Structure, Safety, & Performance

Battery Maintainer/Charger, 110v
 Battery Maintainer/Charger, 220v
 CE Requirements w/Auto Fire Extinguisher
 Cruise Control-Smart Tow (Merc DTS)
 Cruise Control-Zero Off
 Fire Extinguisher, Automatic System
 Rearview Mirror, PTM w/Custom Cover
 Rearview Mirror, Roswell w/Custom Cover
 Tool Kit
 Trim Tabs w/Indicators, w/o Autoglide
 Windlass, All Chain w/Anchor



COBALT BOATS

R8

Room for more of everything.

Step up to the next generation.

The R Series from Cobalt is the ultimate line of sport runabouts, designed with smooth, stylish lines to cast an aggressive stance in the water, and the nimble handling to perform, no matter the activity.

There's no better way to spend family time than on the water, and there's no better family boat on the water than the Cobalt R8, the newest of the R Series. But what really makes the R8 stand out is the added size. But we didn't just make it longer...we totally rethought and redesigned every aspect of the R8 resulting in a deeper cockpit and more freeboard, a roomy, expansive interior, with both bow and cockpit larger both fore to aft, giving extra comfort for passengers and plenty of room for their things.

The R8 also continues the Cobalt tradition of innovation, including the patent-pending E-Step – an optional electric version of the very popular swim step, which lowers, at the touch of a button, well below the water's surface for easy entry or exit. Either swim step version, manual or electric, functions as the perfect launching pad for water sports activity, or just a great place to hang out and chill.

These features and many more make the R8 truly THE next generation bowrider! Only from Cobalt!

Performance, luxury, comfort, innovation and room for more of everything...step up to the next generation R8...a little something for everyone.



COBALT BOATS

R8



Room for more of everything.

Step up to the next generation.

SPECIFICATIONS

Length Overall w/Swim Platform	27' 10"	8.48 m
Beam	8' 6"	2.59 m
Fuel Capacity	80 gal.	303 L
Freshwater Capacity	10 gal.	38 L
Bridge Clearance w/o Bimini	62"	1.57 m
Bridge Clearance w/Arch	102"	2.59 m
Draft Drive Up	18"	0.46 m
Draft Drive Down	35"	0.89 m
Dry Weight	6400 lbs.	2903 kg
Boat Certified Capacity	Yacht Certified	
Boat Certified Capacity w/gear	Yacht Certified	

VOLVO PENTA STERNDRIVE POWER

V8-350CE-G DP	350 hp	261 Pkw
V8-380CE DP	380 hp	283 PkW
V8-430CE DP	430 hp	321 PkW

MERCURISER STERNDRIVE POWER

6.2 L MPI ECT-350 B3 DTS	350 hp	261 PkW
8.2 Mag ECT B3X DTS	380 hp	283 PkW
8.2 Mag HO ECT B3X DTS	430 hp	321 PkW



R8





STANDARD EQUIPMENT

Dash and Instrumentation

- Accessory Power Plug - 12 Volt (dual)
- Composite Helm Eyebrow, Custom Stitching
- Depth & Water Temp Pkg.
- Glass Cockpit, Dual Garmin 743
- Gloss Black Dash Console
- Hour Meter(s)
- Illuminated Switch Panel/Switches
- Stainless Steel Switches
- Steering Wheel, Black Leather/Stainless Steel

Engine Options

- DTS (Merc)
- EVC w/PTA & Cruise (Volvo)

Exterior

- Anchor Locker
- Bow Scuff Plate, Stainless Steel
- Fender Clips w/Line (4)
- Graphics, Molded-In Gelcoat
- Midship Cleats
- Model Designator, LED, Transom
- Ski Pylon - Stainless Steel
- SS Tubular Platform Perimeter Rail
- Stainless Steel Engine Vents
- Swim Platform w/Flip-Down Swim Step
- Transhield Shipping Cover
- Windshield, Obsidian w/SS Accents

Interior

- Aft Facing Rumble Seat
- Aft Sunpad Backrest SS Accent Rail
- Bow Walk-Thru Door
- Cooler, Removable Hard-Side (36 qt.)
- Dash Storage Pocket
- Del Mar Helm Capt. Chair
- Head w/Porta Potti
- Passenger Seat Flip Backrest System
- Seating Varadense Comfort
- Sundeck Convertible Lounger
- Trash Receptacle, 3.5 gal

Stereo

- iPod/USB/MP3 Port
- Sound System, Bluetooth, w/6 Spkrs.
- Stereo Remote, Dash

Structure, Safety, & Performance

- 10/5/3 Year Warranty Protection
- Battery Switch, Dual w/ACR
- Circuit Breaker Protected Elec System
- Composite Floor
- Composite Transom
- Fiberglass Cockpit Liner
- Fiberglass Stringer System
- Fire Extinguisher(s), Manual
- Ignition Safety Switch
- Kevlar Reinforced Hull
- Stainless Steel Windshield Braces
- Through Prop Exhaust

OPTIONAL EQUIPMENT

Canvas

- Bimini, Premium
- Bimini, Premium Easy-Fold
- Bow Tonneau Cover
- Cockpit Tonneau Cover
- Mooring Cover
- Shade Sail, Aft (req. Arch w/Sunshade)
- Shade Sail, Bow

Dash and Instrumentation

- Glass Cockpit, Dual Garmin 8610
- Glass Cockpit, Dual Garmin 8610 XSV
- Steering Wheel, Leather Color-Matched
- Wireless Phone Charger, w/Holder
- XM Weather

Engine Options

- Active Trim, Merc
- Ocean-X (Volvo)
- Seacore (Merc)
- Tow Mode (Volvo EVC)

Exterior

- Arch Elec, Alum Folding w/Bimini
- Arch, Alum, Folding w/Bimini
- Arch, Elec Folding w/Rotating Sunshade
- Arch, Folding w/Rotating Sunshade
- Board Rack Covers, Roswell
- COBALT Lettering, Satin Black (exterior)
- COBALT Lettering, Satin White (exterior)
- Docking Lights-Stainless Steel
- E-Step Electric Swim Step
- Flagpole w/Flag
- Motorbox Actuator
- Portal Light (1 in Head Compartment)
- PTM Board Rack Covers
- Roswell Board Rack Covers
- Sof-Trac Mat, Gunwales
- Sof-Trac Mat, Swim Platform w/Flip-Down Swim Step
- Swim Platform Transom Lighting
- Tow Balls, Brushed Aluminum
- Transom Shower
- Transom Tilt Switch
- Underwater Lighting, RGB
- Wakeboard Racks, Elite (Alum)
- Wakeboard Racks, PTM
- Wakeboard Racks, Triton 2 (Roswell)

Interior

- Air Compressor w/Holder
- Bow Filler Cushions
- Cockpit Heater w/Pull-Out Vent
- Cooler, Soft-Side (35L)
- Dinette Table w/Teak Accent
- Dinette Table, Solid Teak
- Floor Covering, Sea Grass
- Galley w/Sink
- Gray Water System
- Head w/Electric Porcelain Toilet
- Head w/Electric Porcelain, Macerator
- Head w/Pump Out Porta Potti
- Head w/Pump Out Porta-Potti, Macerator
- Helm Seat, Electric
- LED Interior Accent Lighting (RGB)
- Sink Console (head compartment)
- Sof-Trac Mat, Cockpit
- Stainless Steel Foot Tread (helm only)
- Step, Cockpit Entry
- Storage Compartment Lighting
- Throw Pillows, Weighted (10)
- Throw Pillows, Weighted (4)
- Wood Interior Accent Pkg.

Stereo

- Plat Sound w/Transom & Arch Spkrs-2 pr.
- Plat Sound w/Transom Spkrs.
- Prem Sound w/Transom & Arch Spkrs-1 pr.
- Prem Sound w/Transom Spkrs.
- Satellite Radio System
- Speaker Covers, Arch (Platinum Sound)
- Speaker Covers, Arch (Premium Sound)
- Stereo Remote, Transom (Std. Sound)

Structure, Safety, & Performance

- Battery Maintainer/Charger, 110v
- Battery Maintainer/Charger, 220v
- CE Requirements w/Auto Fire Extinguisher
- Cruise Control-Smart Tow (Merc DTS)
- Cruise Control-Zero Off
- Fire Extinguisher, Automatic System
- Rearview Mirror, PTM w/Custom Cover
- Rearview Mirror, Roswell w/Custom Cover
- Tool Kit
- Trim Tabs w/Indicators, w/o Autoglide
- Windlass, All Chain w/Anchor



COBALT

COBALT BOATS

R30

We made its function. You make its fun.

All with a touch of class and style.

The Cobalt R30 – a luxurious open-bow day boat designed with “Free Space Reclamation”, Cobalt’s exclusive technique for cockpit maximization.

Elegant and expansive seating options combine with its endless storage spaces to enhance the experiences of legendary Cobalt ride. The largest of the BR Series, the R30 also features an electric actuated swim step that lowers to just below the water’s surface. Also astern, find a beach of a sunpad – large enough for four sun worshipers. And when it comes time to gather around for some good fun and conversation, make use of our convertible layout in the cockpit. Lounge the seats forward or aft, gather around the teak-adorned cockpit table or convert the area into a couch oasis with filler cushions. The port side features a head compartment that doubles as a changing room.

At the helm, the captain will find the glass cockpit design provides a birds-eye-view for a safe and enjoyable day on the water – equipped with Garmin screens that keep your systems and route in view at all times. We cannot forget about the available joystick control with its easy maneuverability and simple operation. That’s right – easy and simple – all with a touch of class and style.

The Cobalt R30.



COBALT BOATS

R30



We made its function. You make its fun.

All with a touch of class and style.

SPECIFICATIONS

Length Overall w/Swim Platform	30' 8"	9.35 m
Beam	9' 6"	2.90 m
Interior Cockpit Width	8' 5"	2.57 m
Deadrise at Transom	21°	21°
Fuel Capacity	116 gal	439 L
Freshwater Capacity	18 gal	68 L
Holding Tank Capacity	9 gal	34 L
Bridge Clearance (windshield only)	5' 0"	1.52 m
Draft Drive Up, Single Eng	25"	.64 m
Draft Drive Down, Single Eng.	37"	.94 m
Draft Drive Up, Twin Eng.	27"	.68 m
Draft Drive Down, Twin Eng.	39"	.99 m
Dry Weight, w/Single Engine	7,400 lb.	3354 kg
Dry Weight, w/Twin Engines	8,800 lbs.	3992 kg
Boat Certified Capacity	Yacht Certified	
Boat Certified Capacity w/gear	Yacht Certified	

VOLVO PENTA STERNDRIVE POWER

V8-380CE DP	380 hp	283 PKW
V8-430CE DP	430 hp	321 PkW
Twin V8-300CE-G DP Joystick	300 hp	221 PkW
Twin V8-350CE-G DP Joystick	350 hp	261 PkW
Twin V8-380CE DP Joystick	380 hp	283 PkW
Twin V8-430CE DP Joystick	430 hp	321 PkW

MERCURISER STERNDRIVE POWER

8.2 Mag ECT B3X DTS	380 hp	283 PkW
8.2 Mag HO ECT B3X DTS	430 hp	321 PkW
Twin 6.2 L MPI ECT-300 B3 DTS Axis	300 hp	221 PkW
Twin 6.2 L MPI ECT-350 B3 DTS Axis	350 hp	261 PkW
Twin 8.2 Mag ECT B3X DTS Axis	380 hp	283 PkW
Twin 8.2 Mag HO ECT B3X DTS Axis	430 hp	321 PkW



R30





STANDARD EQUIPMENT

Dash and Instrumentation

Accessory Power Plug - 12 Volt
 Color-Matched Helm Switch Panels
 Compass, Digital
 Composite Helm Eyebrow, Custom Stitching
 Dash Perimeter Black Accent Trim
 Depth & Water/Air Temp Gauge Pkg.
 Gloss Black Dash Console
 GPS, Dual Garmin 743
 Hour Meter(s)
 Stainless Steel Switches
 Steering Wheel, Black Leather/Stainless Steel

Engine Options

DTS (Merc)
 EVC w/PTA & Cruise (Volvo)
 Trip Computer (Volvo EVC)

Exterior

Aluminum Windshield, Black w/SS Header
 Anchor Locker
 Bow Scuff Plate, Stainless Steel
 Extended Running Surface
 Fender Clips w/Line (6)
 Graphics, Molded-In Gelcoat
 Midship Cleats
 Motorbox Actuator
 Ski Pylon - Stainless Steel
 Sky Light (Head Compartment)
 Stainless Steel Engine Vents
 Swim Platform, Hydraulic w/Ladder
 Transhield Shipping Cover

Interior

Air Compressor w/Holder
 Bench Seat Storage
 Bow Walk-Thru Door
 Cooler, Icon 32 qt. (portable)
 Dual Sundeck Convertible Lounger
 Filler Cushion, Cockpit Seat
 Head w/Pump Out Porta Potti
 Helm Seat, Double-Wide
 Passenger Seat Flip Backrest System
 Seating Varadense Comfort
 Sink Console (head compartment)
 Ski Storage w/Protective Liner
 Trash Receptacle, 28 gal

Stereo

Custom Acoustic Speaker Covers
 iPod/USB/MP3 Port
 Sound System w 6 Spkrs. (na w/hardtop)
 Stereo Remote, Dash
 Stereo Remote, Transom (Prem. Sound)

Structure, Safety, & Performance

10/5/3 Year Warranty Protection
 Battery Switch, Dual w/ACR
 Circuit Breaker Protected Elec System
 Composite Floor
 Composite Seat Bases
 Composite Transom
 Fiberglass Cockpit Liner
 Fiberglass Stringer System
 Fire Extinguisher(s), Manual
 Ignition Safety Switch
 Kevlar Reinforced Hull
 Stainless Steel Windshield Braces
 Through Prop Exhaust

OPTIONAL EQUIPMENT

Canvas

Bimini, Premium Easy-Fold
 Bow Tonneau Cover
 Cockpit Tonneau Cover
 Mooring Cover
 Shade Sail, Bow

Dash and Instrumentation

Glass Cockpit w/12" Dual Screen Upgrade
 Makassar Dash/Interior Trim Pkg.
 Rudder Indicator, Vol (na w/Joystick)
 Steering Wheel, Leather Color-Matched
 Wireless Phone Chargers, w/Holder
 XM Weather

Engine Options

Active Trim, Merc-single eng.
 Active Trim, Merc-twin eng.
 Anti-Corrosion System (Twin Vol 300hp)
 Ocean-X (Volvo)
 Ocean-X (Volvo)-Twin Engines
 Seacore (Merc)
 Seacore (Merc)-Twin Engines
 Tow Mode (Volvo EVC)
 VOL Total Control Pkg (Autopilot & DPS)

Exterior

Arch, Elec. Fwd. Folding w/Rotating Sunshade
 Arch, SS/Alum w/Hard Top & Retract Shade
 Arch, SS/Alum w/Sunshade
 Arch, SS/Alum w/Hard Top & Elec Sureshade
 Board Rack Covers, Roswell
 COBALT Lettering, Satin Black (exterior)
 COBALT Lettering, Satin White (exterior)
 COBALT Oval Logo, Recessed
 Color-Accented Hard Top Headliner
 Docking Lights-Stainless Steel
 Flaggpole w/Flag
 Portal Light (1 in Head Compartment)
 PTM Board Rack Covers (folding arch only)
 Roswell Board Rack Covers (folding arch only)
 Sof-Trac Mat, Swim Platform
 Swim Platform Transom Lighting
 Transom Shower
 Transom Tilt Switch
 Transom Tilt Switches (twin)
 Underwater Lighting
 Wakeboard Racks, Elite (Alum)

Wakeboard Racks, Triton 2 (Roswell)

Interior

Bow Center Cushion Insert
 Cockpit Heater
 Dinette Table w/Bow & Cockpit Receptacle
 Dinette Table w/Teak Accent
 Dinette Table, Solid Teak
 Floor Covering, Sea Grass
 Galley, Cockpit (replaces seat)
 Gray Water System
 Head w/VacuFlush
 Head w/VacuFlush, Macerator
 LED Interior Accent Lighting (RGB)
 Refrigerator (cockpit)
 Remote Courtesy Lights w/key fob
 Sof-Trac Mat, Cockpit
 Stainless Steel Foot Tread (helm only)
 Throw Pillows, Weighted (10)
 Throw Pillows, Weighted (4)

Stereo

Plat Sound w/Transom & Arch Spkrs-2 pr.
 Plat Sound w/Transom Spkrs.
 Prem Sound w/Transom & Arch Spkrs-1 pr.
 Prem Sound w/Transom Spkrs.
 Satellite Radio System
 Speaker Covers, Arch (Premium Sound)
 Stereo Remote, Transom (Std. Sound)

Structure, Safety, & Performance

Battery Maintainer/Charger, 110v
 Battery Maintainer/Charger, 220v
 Captain's Call Exhaust
 Captain's Call Exhaust-twin
 Captain's Call Plus (w/Mufflers)
 Captain's Call Plus (w/Mufflers)-Twin Engines
 CE Requirements w/Auto Fire Extinguisher
 Cruise Control-Smart Tow (Merc DTS)
 Cruise Control-Zero Off
 Fire Extinguisher, Automatic System
 Rearview Mirror, PTM w/Custom Cover
 Rearview Mirror, Roswell w/Custom Cover
 Tool Kit
 Trim Tabs w/Indicators w/Autoglide
 Trim Tabs w/Indicators, w/o Autoglide
 Windlass, All Chain w/Anchor



COBALT BOATS

R33

R33

Your boat is elegantly classy, Mr. Bond.

The new standard for wish fulfillment.

If you're ready to experience a more sophisticated example of day-boat luxury, size, comfort and, especially, performance, take a look at our all-new R33 runabout.

With its impressive 33' 4" LOA and 10' 6" beam, the R33 Sterndrive excels in every aspect, with its sleek lines, agile handling and numerous amenities. Ideally suited for boating with family and friends – many friends, if you'd like – the yacht-certified R33 is spacious, of course, but was also designed to thrill and awe.

The Cobalt R33 performs as beautifully as it looks – and provides a truly exhilarating experience. It's outfitted with twin 430 big-block engines offering a maximum, combined 860 horsepower – effortlessly producing top speeds in the mid-50s.

This is nothing short of remarkable, given that you and your passengers can be cosseted with such luxury appointments as a hydraulically actuated swim platform, a one-touch, all-electric planar folding tower and sunshade, and the industry's first Harman Kardon marine audio system, as well as advanced handling tools like a multiscreen Garmin glass cockpit, an intuitive joystick docking controller and a customized Seakeeper gyroscopic stabilization system.

Conveniences range from a cabin that accommodates sleeping as well as seating, to a side-entry door, a built-in smart TV and a wealth of ultra-fast USB-C charging stations and cupholders. Fully capable of fulfilling the wishes of the world's most famous movie spy, the new R33 was instead inspired by someone even more important:

You.



COBALT BOATS

R33



The undeniable sense that you've arrived.

Elates and elevates.

SPECIFICATIONS

Length Overall w/Swim Platform	33' 4"	10.16 m
Beam	10' 6"	3.20 m
Deadrise at Transom	21°	21°
Fuel Capacity	150 gal	568 L
Freshwater Capacity	25 gal	95 L
Bridge Clearance (windshield only)	6' 7"	2.00 m
Bridge Clearance (Tower Up)	9' 4"	2.84 m
Bridge Clearance (Tower Down)	7' 11"	2.41 m
Bridge Clearance (w/ Hardtop & Radar)	10' 4"	3.15 m
Draft Drive Up, Twin Eng.	26"	.66 m
Draft Drive Down, Twin Eng.	33"	0.84 m
Dry Weight, Twin Eng. (options not included)	11,193 lbs	5077 kg
Boat Certified Capacity	Yacht Certified	
Boat Certified Capacity w/gear	Yacht Certified	

VOLVO PENTA STERNDRIVE POWER

Twin V8-300CE-G DP Joystick	300 hp	221 PkW
Twin V8-350CE-G DP Joystick	350 hp	261 PkW
Twin V8-380CE DP Joystick	380 hp	283 PkW
Twin V8-430CE DP Joystick	430 hp	321 PkW

MERCURISER TERNDRIVE POWER

Twin 6.2 L MPI ECT-300 B3 DTS Axis	300 hp	221 PkW
Twin 6.2 L MPI ECT-350 B3 DTS Axis	350 hp	261 PkW
Twin 8.2 Mag ECT B3X DTS Axis	380 hp	283 PkW
Twin 8.2 Mag HO ECT B3X DTS Axis	430 hp	321 PkW



Advanced Capabilities.

Customer-Inspired Innovation.

Inspired by and for our discerning customers, Cobalt has always sought to more performance, more luxury, more comfort and, above all, a more memorable boating experience.

In keeping with this goal, Cobalt has since its inception set the standard by which day boats are measured, to help ensure that your time on the water is everything you expect it to be. Here are just a few of the many thoughtful advances we've pioneered:

- ☞ The Cobalt Splash & Stow® system, simplifying the storage and handling of large, yacht-style inflatables
- ☞ The new Cobalt side-entry door, introduced on the R33
- ☞ The first boat brand to offer a Harman Kardon audio system, introduced first on the R33
- ☞ The new Seakeeper for Cobalt, the industry's best-in-class gyroscopic stabilizer that eliminates 95% of boat roll
- ☞ A dedicated storage pod for a Yamaha Seascooter underwater propulsion unit
- ☞ The new patent-pending Cobalt E-Step™, the first swim step to electrically lower into the water
- ☞ The Cobalt flip-up seat bolster, for better views over the windshield
- ☞ Cobalt's advanced bimini top adjustment system of stainless steel poles and a built-in turnbuckle, to eliminate the need for cumbersome fabric straps



R33





STANDARD EQUIPMENT

Dash and Instrumentation

- Compass, Digital
- Composite Helm Eyebrow, Custom Stitching
- Depth & Water Temp Gauge Pkg.
- Glass Cockpit, Dual Garmin 8610
- Hour Meters
- Stainless Steel Switches
- Steering Wheel, Black Leather/Stainless Steel
- USB/USB-C Receptacle Charger

Engine Options

- DTS (Merc)
- EVC w/PTA & Cruise (Volvo)
- Trip Computer (Volvo EVC)

Exterior

- Anchor Locker
- Bow Scuff Plate, Stainless Steel
- Cleats (Bow, Midship, Stern)
- COBALT Lettering, Chrome Backlit
- Extended Running Surface
- Graphics, Molded-In Gelcoat
- Motorbox Actuator
- Ski Tow - Stainless Steel
- Sky Light (Head Compartment)
- Stainless Steel Engine Vents
- Swim Platform w/Flip-Down Swim Step
- Transhield Shipping Cover
- Windshield, Stainless Steel

Interior

- Bench Seat Storage
- Bow Walk-Thru Door
- Cooler, 36 qt. (cockpit seat only)
- Dual Sundeck Convertible Lounger
- Head w/Pump Out Porta Potti
- Helm Seat, Extra Wide
- Ice Chest, Bow
- Seating Varadense Comfort
- Sink Console (head compartment)
- Trash Receptacle

Stereo

- iPod/USB/MP3 Port
- Sound System w 6 Spkrs.
- Stereo Remote, Dash
- Stereo Remote, Transom (Prem/Plat Sound)

Structure, Safety, & Performance

- 10/5/3 Year Warranty Protection
- Battery Switch, Dual w/ACR
- Circuit Breaker Protected Elec System
- Composite Floor
- Composite Seat Bases
- Composite Transom
- Fiberglass Cockpit Liner
- Fiberglass Stringer System
- Fire Extinguisher(s), Manual
- Ignition Safety Switch
- Kevlar Reinforced Hull
- Stainless Steel Windshield Braces
- Through Prop Exhaust

OPTIONAL EQUIPMENT

Canvas

- Bow Tonneau Cover
- Cockpit Tonneau Cover
- Mooring Cover
- Shade Sail, Aft
- Shade Sail, Bow

Dash and Instrumentation

- Glass Cockpit, Dual Garmin 8612 Upgrade
- Radar, Garmin Fantom 18"
- Steering Wheel, Leather Color-Matched
- VHF Radio
- XM Weather

Engine Options

- Anti-Corrosion System (Vol 300hp)
- Ocean-X (Volvo)
- Seacore (Merc)
- VOL Total Control Pkg (Autopilot & DPS)

Exterior

- Arch w/Hard Top
- Arch w/Hard Top/Electric Awning
- Arch, Elec. Fwd. Folding w/Rotating Sunshade
- Boarding Door, Cockpit
- COBALT Lettering, Satin Black (exterior)
- COBALT Lettering, Satin White (exterior)
- Docking Lights-Stainless Steel
- Fender Clips w/Line (6)
- Flagpole w/Flag
- Seascooters, Yamaha (2)
- Sof-Trac Mat, Swim Platform
- Splash & Stow/Ç~Æ, Inflatable Island
- Splash & Stow/Ç~Æ, Inflatable Mat
- Swim Platform Hydraulic w/Flip-Down Step
- Swim Platform Transom Lighting
- Teak Swim Platform
- Transom Shower (cold water)
- Transom Tilt Switches (twin)
- Underwater Lighting
- Wakeboard Racks, T2 (Roswell) w/clamps

Interior

- Air Compressor w/Holder
- Air Conditioning (Head/Cabin)
- Bow Center Cushion Insert
- Bow Table (additional)
- Cockpit Heater
- Cooler,Soft-Side 37L
- Dinette Table w/Bow & Cockpit Receptacle

- Dinette Table, Solid Teak
- Electric Stove Top (req. Galley)
- Floor Covering, Sea Grass (bow, cockpit)
- Floor Covering, Sea Grass (head, cabin)
- Floor Covering, Sea Grass (helm footrest)
- Footrest, Helm (Fold-Down)
- Galley, Cockpit (replaces seat)
- Gray Water System
- Head w/VacuFlush
- Head w/VacuFlush, Macerator
- Helm Seat, Electric
- Interior Trim Pkg., Wood - w/Galley
- Interior Trim Pkg., Wood - w/Seat
- LED Interior Accent Lighting (RGB)
- Sof-Trac Mat (bow, cockpit)
- Sof-Trac Mat (head, cabin)
- Sof-Trac Mat (helm footrest)
- Stainless Steel Foot Tread (helm only)
- Teak Floor, Bow & Cockpit
- Teak Floor, Head & Cabin
- Throw Pillows, Weighted (10)
- Throw Pillows, Weighted (4)
- TV Smart 22", 12v (Cabin)
- Wireless Phone Chargers, w/Holder

Stereo

- HK Plat Sound w/Transom Spkrs.
- HK Plat Sound w/Transom Spkrs.-Hard Top
- HK Sound w/Transom & Arch Spkrs-2 pr.
- Prem Sound w/Transom & Arch Spkrs-1 pr.
- Prem Sound w/Transom Spkrs.
- Premium Sound w/Transom Spkrs.-Hard Top
- Satellite Radio System
- Stereo Remote, Transom (Std. Sound)

Structure, Safety, & Performance

- Battery Maintainer/Charger, 110v
- Battery Maintainer/Charger, 220v
- Fire Extinguisher, Automatic System
- Gyroscope, Seakeeper 2
- Rearview Mirror, PTM w/Custom Cover
- Rearview Mirror, Roswell w/Custom Cover
- Shorepower, 110v
- Shorepower, 220v
- Tool Kit
- Trim Tabs w/Indicators w/Autoglide
- Trim Tabs w/Indicators, w/o Autoglide
- Windlass, All Chain w/Anchor



Your Personal Voyage of Discovery.

America's Boat-Building Experts.

As our owners have known for more than 50 years, there's nothing quite like a Cobalt. Their high standards have led us to excel in every way we can to keep them satisfied, as well as to keep them coming back for an even more satisfying boating experience.

As a result, our ongoing commitment to performance, luxury, innovation and overall excellence has made Cobalt owners passionate about their boats, and welcoming to the other boaters in the Cobalt family who share their values.

That commitment is shared as well by the team of boat designers and builders in Neodesha, Kansas, who work to ensure that every innovation, feature and capability meet the high standards our customers expect, and that the Cobalt promise – Experience Extraordinary – is fulfilled in every Cobalt model.





The Cobalt Transferable Warranty.

Peace of mind.



TEN YEAR STRUCTURAL WARRANTY

Hull & Deck Structure: Hull/deck joints, bulkheads, floor, transom, stringers, motor mounts

Transferable: Fully transferable

FIVE YEAR BOW TO STERN COMPONENT WARRANTY

Components: All components manufactured or purchased (excluding hull and deck structural components)

Canvas: All canvas

Upholstery: All upholstery

Transferable: Fully transferable

THREE YEAR GELCOAT FINISH WARRANTY

Transferable: Fully transferable

*SERVICE ASSIST - UP TO \$100 PER CLAIM

On-Water Towing: Applicable to Cobalt 5 year Bow to Stern Component Warranty or Engine Manufacturer Warranty

Hoist/Lift Out: Applicable to Cobalt 5 year Bow to Stern Component Warranty or Engine Manufacturer Warranty

Haul-Out: Applicable to Cobalt 5 year Bow to Stern Component Warranty or Engine Manufacturer Warranty

Dockside Repair Call: Applicable to Cobalt 5 year Bow to Stern Component Warranty or Engine Manufacturer Warranty

ENGINE WARRANTY – MANUFACTURER DIRECT

Volvo Penta Stern Drive: 2 + 3 Factory Protection Program – North America only (outside North America 2 Year Warranty)

MerCruiser Stern Drive: Five (5) Year Power of Protection Warranty - US and Canada only (International Coverage is regional)

Volvo Penta Diesel: Two (2) Year Warranty

Mercury Outboard: Three (3) Year Warranty

Yamaha Outboard: Three (3) Year Warranty



COBALT

COBALT BOATS

R35

R35

Command the Water.

Sophistication In A Size
That Welcomes You Aboard.

The new standard in day boats has arrived. The largest and most advanced of our R-Series, the R35 delivers everything you might expect – luxury materials, stand-out ride, thrilling performance – and then some.

With its unmatched 35' 4" LOA and 10' 10" beam, the R35 Sterndrive delivers even more size, comfort and convenience, while incorporating the elegantly sleek lines, agile handling and thoughtful amenities that are standard with every Cobalt. An inviting space for boating with family and friends, the yacht-certified R35 is also equipped with a mix of advanced features that add to your enjoyment.

Powered by your choice of Volvo or Mercruiser twin engines, the R35 Sterndrive is impressively fast and capable. Popular Cobalt features like Harman Kardon audio, a side entry door, Seakeeper gyroscopic stabilization, electric folding tower and sunshade, and our patented Splash & Stow inflatable system are joined by such all-new options as Helm Watch, which gives your guests direct access to charts and cabin controls, and a patent pending space-saving, pop-up galley that deploys at the touch of a button.

The large cabin accommodates both seating and a full-beam, queen-sized mattress, an optional built-in smart TV and a wealth of ultra-fast USB-C charging stations and cupholders help you anticipate your passengers' entertainment needs.

When you're ready to step up to the top of the line, the R35 is ready for you.



COBALT BOATS

R35



Strikingly Noticeable Presence...

Complemented by timeless innovation.

SPECIFICATIONS

Length Overall w/Swim Platform	35' 4"	10.77 m
Beam	10' 10"	3.30 m
Deadrise at Transom	21°	21°
Fuel Capacity	165gal	625 L
Freshwater Capacity	25 gal	95 L
Holding Tank Capacity	10 gal	38 L
Bridge Clearance	9' 7"	2.92 m
Bridge Clearance w/ Radar	10' 7"	3.23 m
Bridge Clearance w/Radar, w/ Flir	11' 7"	3.53 m
Draft Drive Up, Twin Eng.	28"	.71 m
Draft Drive Down, Twin Eng.	38"	.97 m
Dry Weight, w/Twin Engines	13,400 lbs	6078 kg
Boat Certified Capacity	Yacht Certified	
Boat Certified Capacity w/gear	Yacht Certified	

VOLVO PENTA STERNDRIVE POWER

Twin V8-300CE-G DP Joystick	300 hp	221 PkW
Twin V8-350CE-G DP Joystick	350 hp	261 PkW
Twin V8-380CE DP Joystick	380 hp	283 PkW
Twin V8-430CE DP Joystick	430 hp	321 PkW

MERCUISER STERNDRIVE POWER

Twin 6.2 L MPI ECT-300 B3 DTS Axis	300 hp	221 PkW
Twin 6.2 L MPI ECT-350 B3 DTS Axis	350 hp	261 PkW
Twin 8.2 Mag ECT B3X DTS Axis	380 hp	283 PkW
Twin 8.2 Mag HO ECT B3X DTS Axis	430 hp	321 PkW



Advanced Capabilities.

Customer-Inspired Innovation.

Inspired by and for our discerning customers, Cobalt has always sought to deliver more: more performance, more luxury, more comfort and, above all, a more memorable boating experience.

In keeping with this goal, Cobalt has since its inception set the standard by which day boats are measured, to help ensure that your time on the water is everything you expect it to be. Here are just a few of the many thoughtful advances we've pioneered:

- ☉ The Cobalt Splash & Stow system, simplifying the storage and handling of large, yacht-style inflatables
- ☉ The first boat brand to offer a Harman Kardon audio system
- ☉ The Seakeeper for Cobalt, the industry's best-in-class gyroscopic stabilizer that eliminates 95% of boat roll
- ☉ A dedicated storage pod for a Yamaha Seascooter underwater propulsion unit
- ☉ The new AutoDeploy Galley option with a sink, microwave and optional electric grill, developed for the R35
- ☉ The new "Helm Watch" option, which provides passenger-side screen views and controls for the stereo and other cabin features, also introduced on the R35
- ☉ A Deep Freezer/Fridge that combines two appliances in one unit, introduced on the R35
- ☉ The new patent-pending Cobalt E-Step™, the first swim step to electrically lower into the water
- ☉ The Cobalt flip-up seat bolster, for better views over the windshield
- ☉ Cobalt's advanced bimini top adjustment system of stainless steel poles and a built-in turnbuckle, to eliminate the need for cumbersome fabric strap



R35





STANDARD EQUIPMENT

Dash and Instrumentation

Compass, Digital
 Composite Helm Eyebrow, Custom Stitching
 Depth & Water Temp Gauge Pkg.
 Glass Cockpit, Dual Garmin 8610
 Hour Meters
 Stainless Steel Switches
 Steering Wheel, Black Leather/Stainless Steel
 USB/USB-C Receptacle Charger

Engine Options

DTS (Merc)
 EVC w/PTA & Cruise (Volvo)
 Trip Computer (Volvo EVC)

Exterior

Anchor Locker
 Arch w/Hard Top
 Bow Scuff Plate, Stainless Steel
 Cleats (Bow, Midship, Stern)
 COBALT Lettering, Chrome Backlit
 Extended Running Surface
 Graphics, Molded-In Gelcoat
 Motorbox Actuator
 Ski Tow - Stainless Steel
 Sky Lights (Cabin)
 Stainless Steel Engine Vents
 Swim Platform w/Flip-Down Swim Step
 Transhield Shipping Cover
 Windshield, Black Aluminum

Interior

Bench Seat Storage
 Bow Walk-Thru Door
 Cooler, 36 qt. (w/o Refrigerator)
 Head w/VacuFlush
 Helm Seat, Extra Wide
 Ice Chest, Bow
 Seating Varadense Comfort
 Sink Console (head compartment)
 Sundeck Convertible Lounger
 Trash Receptacle

Stereo

iPod/USB/MP3 Port
 Sound System w 6 Spkrs.
 Stereo Remote, Dash
 Stereo Remote, Transom (Prem/Plat Sound)

Structure, Safety, & Performance

10/5/3 Year Warranty Protection
 Battery Switch, Dual w/ACR
 Circuit Breaker Protected Elec System
 Composite Floor
 Composite Seat Bases
 Composite Transom
 Fiberglass Cockpit Liner
 Fiberglass Stringer System
 Fire Extinguisher(s), Manual
 Ignition Safety Switch
 Kevlar Reinforced Hull
 Shorepower, 110v
 Stainless Steel Windshield Braces
 Through Prop Exhaust
 Trim Tabs w/Indicators, w/o Autoglide

OPTIONAL EQUIPMENT

Canvas

Bow Tonneau Cover
 Cockpit Tonneau Cover
 Mooring Cover
 Shade Sail, Aft
 Shade Sail, Bow

Dash and Instrumentation

Flir Vision Camera (w/Garmin Radar)
 Glass Cockpit, Dual Garmin 8612 Upgrade
 Radar, Garmin Fantom
 Steering Wheel, Leather Color-Matched
 VHF Radio
 XM Weather

Engine Options

Anti-Corrosion System (Vol 300hp)
 Ocean-X (Volvo)
 Seacore (Merc)
 VOL Total Control Pkg (Autopilot & DPS)

Exterior

Arch w/Hard Top
 Arch w/Hard Top/Electric Awning
 Boarding Door, Cockpit
 COBALT Lettering, Satin Black (exterior)
 COBALT Lettering, Satin White (exterior)
 Fender Clips w/Line (6)
 Flagpole w/Flag
 Seascooters, Yamaha (2)
 Sof-Trac Mat, Swim Platform
 Splash & Stow/Ç-Æ, Inflatable Island
 Splash & Stow/Ç-Æ, Inflatable Mat
 Swim Platform Hydraulic w/Flip-Down Step
 Swim Platform Transom Lighting
 Teak Swim Platform
 Transom Shower (hot & cold)
 Transom Tilt Switches (twin)
 Underwater Lighting

Interior

Air Compressor w/Holder
 Air Conditioning/Heating, 110v
 Bow Center Cushion Insert
 Bow Table (additional)
 Cooler,Soft-Side 35L
 Dinette Table w/Bow & Cockpit Receptacle
 Dinette Table, Solid Teak

Dinette Table, Solid Teak-Oversized (cockpit)
 Floor Covering, Sea Grass (bow, cockpit)
 Floor Covering, Sea Grass (head, cabin)
 Floor Covering, Sea Grass (helm footrest)
 Footrest, Helm (Fold-Down)
 Galley, Cockpit (Sink/Microwave)
 Galley, Cockpit (Sink/Microwave/Grill)
 Gray Water System
 Head w/VacuFlush, Macerator
 Helm Seat, Electric
 Helm Watch (Passenger)
 Interior Trim Pkg., Wood
 LED Interior Accent Lighting (RGB) w/Galley
 LED Interior Accent Lighting (RGB) w/o Galley
 Phone Chargers (2), Bow
 Refrigerator / Freezer, Cockpit
 Sof-Trac Mat (bow, cockpit)
 Sof-Trac Mat (head, cabin)
 Sof-Trac Mat (helm footrest)
 Stainless Steel Foot Tread (helm only)
 Teak Floor, Bow & Cockpit
 Teak Floor, Head & Cabin
 Throw Pillows, Weighted (10)
 Throw Pillows, Weighted (4)
 TV Smart 22", 12v (Cabin)
 Wireless Phone Chargers, w/Holder

Stereo

HK Plat Sound w/Hard Top Spkrs. (4)
 Premium Sound w/Transom & Hard Top Spkrs.
 Satellite Radio System
 Stereo Remote, Transom (Std. Sound)

Structure, Safety, & Performance

Fire Extinguisher, Automatic System (w/Gen)
 Fire Extinguisher, Automatic System (w/o Gen)
 Generator, 7.5K-110v
 Generator, 7.5K-220v
 Gyroscope, Seakeeper 2
 Shorepower, 220v
 Tool Kit
 Trim Tabs w/Indicators w/Autoglide
 Windlass, All Chain w/Anchor
 Windlass, All Chain w/Anchor & Chain Counter
 Windlass, Fresh Water Washdown



Your Personal Voyage of Discovery.

America's Boat-Building Experts.

As our owners have known for more than 50 years, there's nothing quite like a Cobalt. Their high standards have led us to excel in every way we can to keep them satisfied, as well as to keep them coming back for an even more satisfying boating experience.

As a result, our ongoing commitment to performance, luxury, innovation and overall excellence has made Cobalt owners passionate about their boats, and welcoming to the other boaters in the Cobalt family who share their values.

That commitment is shared as well by the team of boat designers and builders in Neodesha, Kansas, who work to ensure that every innovation, feature and capability meet the high standards our customers expect, and that the Cobalt promise – Experience Extraordinary – is fulfilled in every Cobalt model.





The Cobalt Transferable Warranty.

Peace of mind.



TEN YEAR STRUCTURAL WARRANTY

Hull & Deck Structure: Hull/deck joints, bulkheads, floor, transom, stringers, motor mounts

Transferable: Fully transferable

FIVE YEAR BOW TO STERN COMPONENT WARRANTY

Components: All components manufactured or purchased (excluding hull and deck structural components)

Canvas: All canvas

Upholstery: All upholstery

Transferable: Fully transferable

THREE YEAR GELCOAT FINISH WARRANTY

Transferable: Fully transferable

*SERVICE ASSIST - UP TO \$100 PER CLAIM

On-Water Towing: Applicable to Cobalt 5 year Bow to Stern Component Warranty or Engine Manufacturer Warranty

Hoist/Lift Out: Applicable to Cobalt 5 year Bow to Stern Component Warranty or Engine Manufacturer Warranty

Haul-Out: Applicable to Cobalt 5 year Bow to Stern Component Warranty or Engine Manufacturer Warranty

Dockside Repair Call: Applicable to Cobalt 5 year Bow to Stern Component Warranty or Engine Manufacturer Warranty

ENGINE WARRANTY – MANUFACTURER DIRECT

Volvo Penta Stern Drive: 2 + 3 Factory Protection Program – North America only (outside North America 2 Year Warranty)

MerCruiser Stern Drive: Five (5) Year Power of Protection Warranty - US and Canada only (International Coverage is regional)

Volvo Penta Diesel: Two (2) Year Warranty

Mercury Outboard: Three (3) Year Warranty

Yamaha Outboard: Three (3) Year Warranty



COBALT BOATS

CS23 SURF

Cobalt surfing perfection.

Without compromise.

Until now, wake surfing boats have come with a compromise to ride comfort, performance, and low speed maneuverability. That was before Cobalt SURF merged the award-winning Cobalt ride with enormous wake making capabilities. Perfectly executed. And without compromise.

Cobalt SURF combines a proven deep-v hull design and performance advantages of a stern drive, with a world class wake maker thanks to our SURF control system – which quickly and automatically tunes the boat's attitude and speed to the optimal SURF configuration – on either side of the boat. A fully customizable wake that provides smooth transitions, a wide push zone, and a solid pop to exceed the riders' demands.

SURFING MADE SIMPLE

With the touch of a button Cobalt's computer control surf system adjusts to create the optimum surf wake either left or right. No need to transfer ballast load between tanks to achieve optimum surf wake.

- ④ Fill ballast tanks
- ④ Set GPS directed cruise control to desired speed
- ④ Select surf control left or right
- ④ Throttle up and surf



ON PLANE WITH FULL BALLAST

In Performance Mode the surf tabs automatically deploy and adjust for a quick hole-shot through to running speed, easily getting the boat on plane with full ballast. No need to empty tanks for a quick run at speed.

PERFORMANCE OF TOTAL TRIM CONTROL

Exceptional wake surfing doesn't come at a compromise to Cobalt's softer, drier, faster ride. With the versatility of full-range power trim all the control and efficient operation remains. Drivers can easily customize the wake for surfing, wakeboarding or smooth cruising.

VOLVO PENTA FORWARD DRIVE

Uniquely engineered with two forward-facing counter-rotating props that pull the boat through the water rather than pushing it, Forward Drive gives small-craft leisure boaters new found versatility. Whether wakesurfing, wakeboarding or simply cruising, Forward Drive allows boaters to enjoy endless days of fun without sacrifice. Armed with power trim and an enlarged trim plate, drivers can easily customize their wake for watersports, then level off for smooth cruising.



COBALT BOATS

CS23 SURF



Cobalt surfing perfection.
Without compromise.

SPECIFICATIONS

Length Overall w/ Swim Platform	23' 8"	7.21 m
Beam	8' 6"	2.59 m
Interior Cockpit Width	92"	2.34 m
Deadrise at Transom	20°	20°
Fuel Capacity	52 gal.	197 L
Bridge Clearance w/o Bimini	3' 11"	1.19 m
Bridge Clearance w/Arch	6' 10"	2.08 m
Draft Drive Up	37"	.94m
Draft Drive Down	37"	.94m
Dry Weight	3950 lbs.	1792 kg
Ballast	1433 lbs.	650 kg
Boat Certified Capacity	12 persons	
Boat Certified Capacity w/gear	1695 lbs.	768 kg

VOLVO PENTA STERNDRIVE POWER

V8-300CE-G DP (FWD)	300 hp	224 PkW
V8-350CE-G DP (FWD)	350 hp	261 PkW
V8-380CE DP (FWD)	380 hp	283 PkW



CS23 SURF





STANDARD EQUIPMENT

Dash and Instrumentation

- Accessory Power Plug - 12 Volt
- Composite Helm Eyebrow, Custom Stitching
- Depth & Water/Air Temp Gauge Pkg.
- Etched Stainless Steel Instrument Panel
- Hour Meter(s)
- Leather Steering Wheel w/Auto Leveling Hub
- Stainless Steel Switches

Engine Options

- EVC w/PTA & Cruise (Volvo)
- Volvo Forward Drive (FWD)

Exterior

- Anchor Locker
- Bow Scuff Plate, Stainless Steel
- COBALT Oval Logo, Recessed
- Extended Running Surface
- Graphics, Molded-In Gelcoat
- Midship Cleats
- Ski Tow Eye, Stainless Steel
- Sof-Trac Mat, Swim Platform
- SS Tubular Platform Perimeter Rail
- Stainless Top Trim Windshield
- Transhield Shipping Cover
- Wakeboard Racks, Elite (Alum)

Interior

- Aft Sunpad w/Walk-Thru Transom
- Bow Walk-Thru Door
- Helm Seat, Flip-Up
- Seating Varadense Comfort

Stereo

- iPod/USB/MP3 Port
- Sound System, Bluetooth, w/6 Spkrs.
- Stereo Remote, Transom (Prem. Sound)

Structure, Safety, & Performance

- 10/5/3 Year Warranty Protection
- Circuit Breaker Protected Elec System
- Composite Floor
- Composite Seat Bases
- Composite Transom
- Cruise Control-Zero Off
- Fiberglass Cockpit Liner
- Fiberglass Stringer System
- Fire Extinguisher(s), Manual
- Ignition Safety Switch
- Kevlar Reinforced Hull
- Stainless Steel Windshield Braces
- Through Prop Exhaust

OPTIONAL EQUIPMENT

Canvas

- Bow Tonneau Cover
- Cockpit Tonneau Cover
- Mooring Cover

Dash and Instrumentation

- Compass
- GPS, Garmin 743
- Rudder Indicator, Volvo
- XM Weather

Engine Options

- Anti-Corrosion System (Vol 300hp)
- Ocean-X (Volvo)

Exterior

- Arch, Zenith Folding w/Bimini (w/o RGB lighting)
- Arch, Zenith Folding w/Bimini (w/RGB lighting)
- Board Rack Covers, Roswell
- COBALT Oval Logo, Recessed
- Docking Lights-Stainless Steel
- Fender Clips w/Line (4)
- Flagpole w/Flag
- Flip-Down Swim Step w/o Ladder
- Roswell Board Rack Covers
- Sof-Trac Mat, Swim Platform
- Surf Tow Ball (2)-Folding Arch only
- Swim Platform Transom Lighting
- Transom Tilt Switch
- Underwater Lighting
- Wakeboard Racks, Triton 2 (Roswell)

Interior

- Aft Filler Cushion, Stbd.
- Air Compressor w/Holder
- Bow Center Cushion Insert
- Dinette Table w/cockpit receptacle
- Dinette Table, Solid Teak
- Floor Covering, Sea Grass
- Floor Covering, Sea Grass
- LED Interior Accent Lighting (RGB)
- Remote Courtesy Lights w/key fob
- Stainless Steel Foot Tread (helm only)
- Throw Pillows, Weighted (10)
- Throw Pillows, Weighted (4)

Stereo

- Prem Sound System w/Arch Spkrs-1 pr.
- Premium Sound System
- Satellite Radio System
- Speaker Covers, Arch (Premium Sound)
- Stereo Remote, Transom (Std. Sound)

Structure, Safety, & Performance

- Battery Maintainer/Charger, 110v
- Battery Maintainer/Charger, 220v
- Battery Switch, Dual w/ACR (required)
- CE Requirements w/Auto Fire Extinguisher
- Fire Extinguisher, Automatic System
- Rearview Mirror, PTM w/Custom Cover
- Rearview Mirror, Roswell w/Custom Cover
- Tool Kit



COBALT BOATS

R4 SURF

Cobalt R4 Surf

Where passion meets purpose

Developed to meet the needs of day-boater families, the R4 Surf incorporates a revolutionary hull design for vastly improved wave generation, storage and performance. Managing waves is simplified with the new Cobalt Custom-Wave Technology, powered by Volvo Penta, that allows for up to 20 savable rider profiles, among other features, to improve a day on the water. This combination, along with the patented SurfGate™ technology, delivers both a smooth Cobalt ride and perfect waves for an ideal surfboard and wake-board experience. Power comes from an array of Volvo Penta Forward Drive options that can generate up to 430 hp.

Standard features include a 6-speaker audio system with AM/FM stereo with Bluetooth and an iPod/USB/MP3 port, such interior appointments as a dual Garmin glass cockpit, gloss black switch panels with illuminated switches, accessory and USB power plugs, a depth and water-temp package, removable aft, cockpit and bow carpet, walk-through bow door, aft sunpad folding backrest, a flip-backrest passenger seat and a Delmar captain's chair. Standard exterior amenities include an anchor locker, stainless bow scuff plate, ski pylon and a swim platform with flip-down swim step.

Options are plentiful, from cockpit and audio system upgrades to Sea Grass and Sof-Trac floor coverings, a removable cooler, LED interior lighting, a dinette table, air compressor, an electric helm seat and an array of aluminum towers, covers, wake-board racks and shades – even a transom shower. Other convenience features include an electrically powered folding tower with Bimini or rotating sunshade.



COBALT BOATS

R4 SURF



Discover the R4 Surf

The perfect blend of performance and luxury

SPECIFICATIONS

Length Overall w/Swim Platform	24' 3"	7.39 m
Beam	8' 6"	2.59 m
Fuel Capacity	50 gal.	189 L
Bridge Clearance w/o Bimini	59"	1.50 m
Bridge Clearance w/Tower	98"	2.49 m
Draft Drive Up	31"	0.79 m
Draft Drive Down	39"	0.99 m
Dry Weight	5650 lbs.	2563 kg
Boat Certified Capacity	13 Persons	
Boat Certified Capacity w/gear	2100 lbs	953 kg
Ballast Capacity	1226 lbs.	556 kg

R4 SURF VOLVO POWER SELECTIONS

V8-300CE DP FWD	300 hp	221 PkW
V8-350CE DP FWD	350 hp	261 PkW
V8-380CE DP FWD	380 hp	283 PkW
V8-430CE DP FWD	430 hp	321 PkW



R4SURF





STANDARD EQUIPMENT

Dash and Instrumentation

- Accessory Power Plug - 12 Volt (dual)
- Composite Helm Eyebrow, Custom Stitching
- Depth & Water Temp Pkg.
- Glass Cockpit, Dual Garmin 743
- Gloss Black Dash Console
- Hour Meter(s)
- Illuminated Switch Panel/Switches
- Stainless Steel Switches
- Steering Wheel, Black Leather/Stainless Steel

Engine Options

- EVC w/PTA & Cruise (Volvo)
- Volvo Forward Drive (FWD)

Exterior

- Anchor Locker
- Arch, Alum, Folding w/Bimini
- Arch, Alum, Folding w/Bimini
- Bow Scuff Plate, Stainless Steel
- Graphics, Molded-In Gelcoat
- Midship Cleats
- Ski Pylon - Stainless Steel
- Sof-Trac Mat, Swim Platform
- Sof-Trac Mat, Swim Platform w/Flip-Down Swim Step
- SS Tubular Platform Perimeter Rail
- Stainless Steel Engine Vents
- Swim Platform w/Flip-Down Swim Step
- Tow Balls
- Transhield Shipping Cover
- Wakeboard Racks, Elite (Alum)
- Windshield, Obsidian w/SS Accents (n/a w/Prisma)

OPTIONAL EQUIPMENT

Canvas

- Bow Tonneau Cover
- Cockpit Tonneau Cover
- Mooring Cover
- Shade Sail, Aft (req. Arch w/Sunshade)
- Shade Sail, Bow

Interior

- Aft Sunpad Backrest SS Accent Rail
- Bow Walk-Thru Door
- Del Mar Helm Capt. Chair
- Passenger Seat Flip Backrest System
- Seating Varadense Comfort
- Sof-Trac Mat, Swim Platform
- Sof-Trac Mat, Swim Platform
- Sundeck Convertible Lounger
- Trash Receptacle, 3.5 gal

Stereo

- iPod/USB/MP3 Port
- Sound System, Bluetooth, w/6 Spkrs.
- Stereo Remote, Dash

Structure, Safety, & Performance

- 10/5/3 Year Warranty Protection
- Ballast Tanks (5)
- Battery Switch, Dual w/ACR
- Circuit Breaker Protected Elec System
- Composite Floor
- Composite Transom
- Cruise Control-Zero Off
- Fiberglass Cockpit Liner
- Fiberglass Stringer System
- Fire Extinguisher(s), Manual
- Ignition Safety Switch
- Kevlar Reinforced Hull
- Stainless Steel Windshield Braces
- Through Prop Exhaust

Dash and Instrumentation

- Glass Cockpit, Dual Garmin 8610
- Glass Cockpit, Dual Garmin 8610 XSV
- Wireless Phone Charger, w/Holder
- XM Weather

OPTIONAL EQUIPMENT - CONTINUED

Engine Options

- Anti-Corrosion System (Vol 300hp)
- Ocean-X (Volvo)

Exterior

- Arch, Alum, Folding w/Bimini
- Arch, Elec Alum Folding w/Bimini
- Arch, Elec Folding w/Rotating Sunshade
- Arch, Folding w/Rotating Sunshade
- Arch, Prisma, Elec Folding w/Bimini
- Arch, Prisma, Elec Folding w/Sunshade
- Board Rack Covers, PTM
- Board Rack Covers, Roswell
- Camera, Rear Facing
- COBALT Lettering, Satin Black (exterior)
- COBALT Lettering, Satin White (exterior)
- Docking Lights-Stainless Steel
- E-Step Electric Swim Step
- Fender Clips w/Line (4)
- Flagpole w/Flag
- Model Designator, LED, Transom
- Motorbox Actuator
- Sof-Trac SURF Mat, Gunwales
- Surf Gate Accent
- Swim Platform Transom Lighting
- Transom Shower
- Transom Tilt Switch
- Underwater Lighting, RGB
- Wakeboard Racks, PTM (Brushed Alum)
- Wakeboard Racks, Triton 2 (Roswell)
- Windshield, Sport Black Alum w/Model Designator

Interior

- Aft Facing Rumble Seat
- Air Compressor w/Holder
- Beehive Interior Accent Pkg.
- Bow Filler Cushions
- Cockpit Heater w/Pull-Out Vent
- Cooler, Soft-Side (35L)
- Dinette Table w/Mat Accent
- Dinette Table w/Teak Accent
- Dinette Table, Solid Teak
- Floor Covering, Sea Grass
- Helm Seat, Electric
- LED Interior Accent Lighting (RGB)
- Sof-Trac Mat, Cockpit
- Sof-Trac Mat, Swim Platform
- Stainless Steel Foot Tread (helm only)
- Storage Compartment Lighting
- Throw Pillows, Weighted (10)
- Throw Pillows, Weighted (4)
- Wood Interior Accent Pkg.

Stereo

- Plat Sound w/Transom & Arch Spkrs-2 pr.
- Plat Sound w/Transom Spkrs.
- Prem Sound w/Transom & Arch Spkrs-1 pr.
- Prem Sound w/Transom Spkrs.
- Satellite Radio System
- Speaker Covers, Arch (Platinum Sound)
- Speaker Covers, Arch (Premium Sound)
- Stereo Remote, Transom (Std. Sound)

Structure, Safety, & Performance

- Battery Maintainer/Charger, 110v
- Battery Maintainer/Charger, 220v
- CE Requirements w/Auto Fire Extinguisher
- Fire Extinguisher, Automatic System
- Rearview Mirror, PTM w/Custom Cover
- Rearview Mirror, Roswell w/Custom Cover
- Tool Kit
- Trim Tabs w/o Autoglide
- Windlass, All Chain w/Anchor



COBALT BOATS

R6 SURF

Cobalt Surf System

Wake Surfing Technology.

Our revolutionary Cobalt Surf System (CSS) that delivers the cleanest waves and best push on the water – exactly the world-class tournament-style waves the surf pros demand. The CSS includes 6 hard ballast tanks that can have as much as 2300 pounds of ballast, a specifically-designed surf hull, the Volvo forward drive engine and the best-in-class Surf Gate™ technology that shapes the perfect wave.

Surfing Made Simple

- ☞ The core of CSS is simplicity of operation. You're only three easy steps away from a superior surfing wave.
- ☞ Fill ballast tanks
- ☞ Set GPS directed cruise control to desired speed
- ☞ Select surf control left or right
- ☞ Throttle up and surf

Hard Ballast

Your Cobalt surf boat has 6 hard ballast tanks and can have as much as 2300 pounds of ballast. The hard ballast tanks allow you to better scale the wake and wave for all ages and ability levels. Keep the weight even from side to side so your wake is clean on both sides.

Surf Gate™

Surf Gate is the dominant surf technology in the industry – and for good reason. Using high-speed hydraulic actuators, Surf Gate creates an endless surf-able wave on either side of the boat. Just ask the pros – they'll tell you Surf Gate creates the longest, highest, cleanest and has the best push out there. Get back as far as you want or as close as you want.

Volvo Penta Forward Drive

Uniquely engineered with two forward-facing counter-rotating props that pull the boat through the water rather than pushing it, Forward Drive gives small-craft leisure boaters new found versatility. Whether wakesurfing, wakeboarding or simply cruising, Forward Drive allows boaters to enjoy endless days of fun without sacrifice. Armed with power trim and an enlarged trim plate, drivers can easily customize their wake for watersports, then level off for smooth cruising.



COBALT BOATS

R6 SURF



Cobalt surfing perfection.

Without compromise.

SPECIFICATIONS

Length Overall w/Swim Platform	25' 9"	7.85 m
Beam	8' 6"	2.59 m
Fuel Capacity	60 gal.	227 L
Bridge Clearance w/o Bimini	61"	1.55 m
Bridge Clearance w/Tower	102"	2.59 m
Draft Drive Up	30"	0.76 m
Draft Drive Down	36"	0.91 m
Dry Weight	6100 lbs.	2766 kg
Boat Certified Capacity	14 Persons	
Boat Certified Capacity w/gear	2300 lbs.	1043 kg

R4 SURF VOLVO POWER SELECTIONS

V8-350CE DP FWD	350 hp	261 Pkw
V8-380CE DP FWD	380 hp	283 PkW
V8-430CE DP FWD	430 hp	321 PkW



R6 SURF





STANDARD EQUIPMENT

Dash and Instrumentation

- Accessory Power Plug - 12 Volt (dual)
- Composite Helm Eyebrow, Custom Stitching
- Depth & Water Temp Pkg.
- Gloss Black Dash Console
- Hour Meter(s)
- Illuminated Switch Panel/Switches
- Stainless Steel Switches
- Steering Wheel, Black Leather/Stainless Steel

Engine Options

- EVC w/PTA & Cruise (Volvo)
- Volvo Forward Drive (FWD)

Exterior

- Anchor Locker
- Arch, Alum, Folding w/Bimini
- Arch, Alum, Folding w/Bimini
- Bow Scuff Plate, Stainless Steel
- Fender Clips w/Line (4)
- Graphics, Molded-In Gelcoat
- Midship Cleats
- Model Designator, LED, Transom
- Ski Pylon - Stainless Steel
- Sof-Trac Mat, Swim Platform
- Sof-Trac Mat, Swim Platform
- Sof-Trac Mat, Swim Platform w/Flip-Down Swim Step
- SS Tubular Platform Perimeter Rail
- Stainless Steel Engine Vents
- Swim Platform w/Flip-Down Swim Step
- Tow Balls
- Transhield Shipping Cover
- Wakeboard Racks, Elite (Alum)
- Windshield, Obsidian w/SS Accents (n/a w/Prisma)

Interior

- Aft Facing Rumble Seat
- Aft Sunpad Backrest SS Accent Rail
- Bow Walk-Thru Door
- Cooler, Removable Hard-Side (36 qt.)
- Del Mar Helm Capt. Chair
- Head w/Porta Potti
- Passenger Seat Flip Backrest System
- Seating Varadense Comfort
- Sundeck Convertible Lounger
- Trash Receptacle, 3.5 gal

Stereo

- iPod/USB/MP3 Port
- Sound System, Bluetooth, w/6 Spkrs.
- Stereo Remote, Dash

Structure, Safety, & Performance

- 10/5/3 Year Warranty Protection
- Ballast Tanks (6)
- Battery Switch, Dual w/ACR
- Circuit Breaker Protected Elec System
- Composite Floor
- Composite Transom
- Cruise Control-Zero Off
- Fiberglass Cockpit Liner
- Fiberglass Stringer System
- Fire Extinguisher(s), Manual
- Ignition Safety Switch
- Kevlar Reinforced Hull
- Stainless Steel Windshield Braces
- Through Prop Exhaust

OPTIONAL EQUIPMENT

Canvas

- Bow Tonneau Cover
- Cockpit Tonneau Cover
- Mooring Cover
- Shade Sail, Aft (req. Arch w/Sunshade)
- Shade Sail, Bow

Dash and Instrumentation

- Glass Cockpit, Dual Garmin 8610
- Glass Cockpit, Dual Garmin 8610 XSV
- Wireless Phone Charger, w/Holder
- XM Weather

Engine Options

- Anti-Corrosion System (Vol 300hp)
- Ocean-X (Volvo)

Exterior

- Ocean-X (Volvo)
- Arch, Alum, Folding w/Bimini
- Arch, Elec Alum Folding w/Bimini
- Arch, Elec Folding w/Rotating Sunshade
- Arch, Folding w/Rotating Sunshade
- Arch, Prisma, Elec Folding w/Bimini
- Arch, Prisma, Elec Folding w/Sunshade
- Board Rack Covers, PTM
- Board Rack Covers, Roswell
- Camera, Rear Facing
- COBALT Lettering, Satin Black (exterior)
- COBALT Lettering, Satin White (exterior)
- Docking Lights-Stainless Steel
- E-Step Electric Swim Step
- Flagpole w/Flag
- Motorbox Actuator
- Portal Light (1 in Head Compartment)
- Sof-Trac Mat, Swim Platform
- Sof-Trac SURF Mat, Gunwales
- Surf Gate Accent
- Swim Platform Transom Lighting
- Transom Shower
- Transom Tilt Switch
- Underwater Lighting, RGB
- Wakeboard Racks, PTM (Brushed Alum)
- Wakeboard Racks, Triton 2 (Roswell)
- Windshield, Sport Black Alum w/Model Designator

Interior

- Air Compressor w/Holder
- Beehive Interior Accent Pkg.
- Bow Filler Cushions
- Cockpit Heater w/Pull-Out Vent
- Cooler, Soft-Side (35L)
- Dinette Table w/Mat Accent
- Dinette Table w/Teak Accent
- Dinette Table, Solid Teak
- Floor Covering, Sea Grass
- Gray Water System
- Head w/Electric Porcelain Toilet
- Head w/Electric Porcelain, Macerator
- Head w/Pump Out Porta Potti
- Head w/Pump Out Porta-Potti, Macerator
- Helm Seat, Electric
- LED Interior Accent Lighting (RGB)
- Sink Console (head compartment)
- Sof-Trac Mat, Cockpit
- Stainless Steel Foot Tread (helm only)
- Storage Compartment Lighting
- Throw Pillows, Weighted (10)
- Throw Pillows, Weighted (4)
- Wood Interior Accent Pkg.

Stereo

- Plat Sound w/Transom & Arch Spkrs-2 pr.
- Plat Sound w/Transom Spkrs.
- Prem Sound w/Transom & Arch Spkrs-1 pr.
- Prem Sound w/Transom Spkrs.
- Satellite Radio System
- Speaker Covers, Arch (Platinum Sound)
- Speaker Covers, Arch (Premium Sound)
- Stereo Remote, Transom (Std. Sound)

Structure, Safety, & Performance

- Battery Maintainer/Charger, 110v
- Battery Maintainer/Charger, 220v
- CE Requirements w/Auto Fire Extinguisher
- Fire Extinguisher, Automatic System
- Rearview Mirror, PTM w/Custom Cover
- Rearview Mirror, Roswell w/Custom Cover
- Tool Kit
- Trim Tabs w/o Autoglide
- Windlass, All Chain w/Anchor



COBALT BOATS

R8 SURF

Cobalt Surf System

Wake Surfing Technology.

Our revolutionary Cobalt Surf System (CSS) that delivers the cleanest waves and best push on the water – exactly the world-class tournament-style waves the surf pros demand. The CSS includes 6 hard ballast tanks that can have as much as 2300 pounds of ballast, a specifically-designed surf hull, the Volvo forward drive engine and the best-in-class Surf-Gate™ technology that shapes the perfect wave.

Surfing Made Simple

- ☞ The core of CSS is simplicity of operation. You're only three easy steps away from a superior surfing wave.
- ☞ Fill ballast tanks
- ☞ Set GPS directed cruise control to desired speed
- ☞ Select surf control left or right
- ☞ Throttle up and surf

Hard Ballast

Your Cobalt surf boat has 6 hard ballast tanks and can have as much as 2300 pounds of ballast. The hard ballast tanks allow you to better scale the wake and wave for all ages and ability levels. Keep the weight even from side to side so your wake is clean on both sides.

Surf Gate™

Surf Gate is the dominant surf technology in the industry – and for good reason. Using high-speed hydraulic actuators, Surf Gate creates an endless surf-able wave on either side of the boat. Just ask the pros – they'll tell you Surf Gate creates the longest, highest, cleanest and has the best push out there. Get back as far as you want or as close as you want.

Volvo Penta Forward Drive

Uniquely engineered with two forward-facing counter-rotating props that pull the boat through the water rather than pushing it, Forward Drive gives small-craft leisure boaters new found versatility. Whether wakesurfing, wakeboarding or simply cruising, Forward Drive allows boaters to enjoy endless days of fun without sacrifice. Armed with power trim and an enlarged trim plate, drivers can easily customize their wake for watersports, then level off for smooth cruising.



COBALT BOATS

R8 SURF



Cobalt surfing perfection.

Without compromise.

SPECIFICATIONS



Length Overall w/Swim Platform	27' 10"	8.48 m
Beam	8' 6"	2.59 m
Fuel Capacity	80 gal.	303 L
Freshwater Capacity	10 gal.	38 L
Bridge Clearance w/o Bimini	63"	1.60 m
Bridge Clearance w/Tower	104"	2.64 m
Draft Drive Up	29"	0.73 m
Draft Drive Down	36"	0.91 m
Dry Weight	6700 lbs.	3039 kg
Boat Certified Capacity	Yacht Certified	
Boat Certified Capacity w/gear	Yacht Certified	

R4 SURF VOLVO POWER SELECTIONS

V8-350CE DP FWD	350 hp	261 Pkw
V8-380CE DP FWD	380 hp	283 PkW
V8-430CE DP FWD	430 hp	321 PkW



R8 SURF





STANDARD EQUIPMENT

Dash and Instrumentation

- Accessory Power Plug - 12 Volt (dual)
- Composite Helm Eyebrow, Custom Stitching
- Depth & Water Temp Pkg.
- Gloss Black Dash Console
- Hour Meter(s)
- Illuminated Switch Panel/Switches
- Stainless Steel Switches
- Steering Wheel, Black Leather/Stainless Steel

Engine Options

- EVC w/PTA & Cruise (Volvo)
- Volvo Forward Drive (FWD)

Exterior

- Anchor Locker
- Arch, Alum, Folding w/Bimini
- Bow Scuff Plate, Stainless Steel
- Fender Clips w/Line (4)
- Graphics, Molded-In Gelcoat
- Midship Cleats
- Model Designator, LED, Transom
- Ski Pylon - Stainless Steel
- Sof-Trac Mat, Swim Platform
- Sof-Trac Mat, Swim Platform w/Flip-Down Swim Step
- SS Tubular Platform Perimeter Rail
- Stainless Steel Engine Vents
- Swim Platform w/Flip-Down Swim Step
- Tow Balls
- Transhield Shipping Cover
- Wakeboard Racks, Elite (Alum)
- Windshield, Obsidian w/SS Accents (n/a w/Prisma)

Interior

- Aft Facing Rumble Seat
- Aft Sunpad Backrest SS Accent Rail
- Bow Walk-Thru Door
- Cooler, Removable Hard-Side (36 qt.)
- Del Mar Helm Capt. Chair
- Head w/Porta Potti
- Passenger Seat Flip Backrest System
- Seating Varadense Comfort
- Sundeck Convertible Lounger
- Trash Receptacle, 3.5 gal

Stereo

- iPod/USB/MP3 Port
- Sound System, Bluetooth, w/6 Spkrs.
- Stereo Remote, Dash

Structure, Safety, & Performance

- 10/5/3 Year Warranty Protection
- Ballast Tanks (6)
- Battery Switch, Dual w/ACR
- Circuit Breaker Protected Elec System
- Composite Floor
- Composite Transom
- Cruise Control-Zero Off
- Fiberglass Cockpit Liner
- Fiberglass Stringer System
- Fire Extinguisher(s), Manual
- Ignition Safety Switch
- Kevlar Reinforced Hull
- Stainless Steel Windshield Braces
- Through Prop Exhaust

OPTIONAL EQUIPMENT

Canvas

- Bow Tonneau Cover
- Cockpit Tonneau Cover
- Mooring Cover
- Shade Sail, Aft (req. Arch w/Sunshade)
- Shade Sail, Bow

Dash and Instrumentation

- Glass Cockpit, Dual Garmin 8610
- Glass Cockpit, Dual Garmin 8610 XSV
- Wireless Phone Charger, w/Holder
- XM Weather

Engine Options

- Ocean-X (Volvo)

Exterior

- Arch, Alum, Folding w/Bimini
- Arch, Elec Alum Folding w/Bimini
- Arch, Elec Folding w/Rotating Sunshade
- Arch, Folding w/Rotating Sunshade
- Arch, Prisma, Elec Folding w/Bimini
- Arch, Prisma, Elec Folding w/Sunshade
- Board Rack Covers, PTM
- Board Rack Covers, Roswell
- Camera, Rear Facing
- COBALT Lettering, Satin Black (exterior)
- COBALT Lettering, Satin White (exterior)
- Docking Lights-Stainless Steel
- E-Step Electric Swim Step
- Flagpole w/Flag
- Motorbox Actuator
- Portal Light (1 in Head Compartment)
- Roswell Board Rack Covers
- Sof-Trac Mat, Swim Platform
- Sof-Trac SURF Mat, Gunwales
- Surf Gate Accent
- Swim Platform Transom Lighting
- Transom Shower
- Transom Tilt Switch
- Underwater Lighting, RGB
- Wakeboard Racks, PTM (Brushed Alum)
- Wakeboard Racks, Triton 2 (Roswell)
- Windshield, Sport Black Alum w/Model Designator

Interior

- Air Compressor w/Holder
- Beehive Interior Accent Pkg.

- Bow Filler Cushions
- Cockpit Heater w/Pull-Out Vent
- Cooler, Soft-Side (35L)
- Dinette Table w/Mat Accent
- Dinette Table w/Teak Accent
- Dinette Table, Solid Teak
- Floor Covering, Sea Grass
- Galley w/Sink
- Gray Water System
- Head w/Electric Porcelain Toilet
- Head w/Electric Porcelain, Macerator
- Head w/Pump Out Porta Potti
- Head w/Pump Out Porta-Potti, Macerator
- Helm Seat, Electric
- LED Interior Accent Lighting (RGB)
- Sink Console (head compartment)
- Sof-Trac Mat, Cockpit
- Stainless Steel Foot Tread (helm only)
- Step, Cockpit Entry
- Storage Compartment Lighting
- Throw Pillows, Weighted (10)
- Throw Pillows, Weighted (4)
- Wood Interior Accent Pkg.

Stereo

- Plat Sound w/Transom & Arch Spkrs-2 pr.
- Plat Sound w/Transom Spkrs.
- Prem Sound w/Transom & Arch Spkrs-1 pr.
- Prem Sound w/Transom Spkrs.
- Satellite Radio System
- Speaker Covers, Arch (Platinum Sound)
- Speaker Covers, Arch (Premium Sound)
- Stereo Remote, Transom (Std. Sound)

Structure, Safety, & Performance

- Battery Maintainer/Charger, 110v
- Battery Maintainer/Charger, 220v
- CE Requirements w/Auto Fire Extinguisher
- Fire Extinguisher, Automatic System
- Rearview Mirror, PTM w/Custom Cover
- Rearview Mirror, Roswell w/Custom Cover
- Tool Kit
- Trim Tabs w/o Autoglide
- Windlass, All Chain w/Anchor



COBALT BOATS

R4 OUTBOARD

Cobalt R4 Outboard

A voyage of personal discovery

Built with Cobalt's characteristic attention to detail, the R4 Outboard delivers up to 350 hp. from a choice of Yamaha or Mercury engines. Featuring an outboard-configured hull and acoustic baffling, the R4 OB provides the famous Cobalt ride while offering the efficiency, ease of maintenance and lower cost of ownership associated with outboard propulsion.

Incorporating sleek lines, crisp handling and a long list of options, the new R4OB features a 24'3" length and an 8'6" beam, accommodating as many as 13 passengers with a certified capacity of up to 2,100 lb. Standard features include a 6-speaker audio system with AM/FM stereo, Bluetooth and an iPod/USB/MP3 port; a dual Garmin glass cockpit; gloss black switch panels with illuminated switches; accessory and USB power plugs; a depth and water-temp package; removable aft, cockpit and bow carpet; a walk-through bow door; and such topside amenities as an aft sunpad with folding backrest, a flip-backrest passenger seat and a Delmar captain's chair. Standard exterior items include an anchor locker, stainless bow scuff plate, ski pylon and a swim platform with flip-down swim step.

Options are plentiful, from engine, cockpit and audio system upgrades to a cockpit heater with pull-out vent, a removable cooler, LED interior lighting, a dinette table, air compressor, Sea Grass or Soft-Trac floor covering, an electric helm seat and an array of aluminum towers, covers, wake-board racks and shades – even a transom shower. Available exterior upgrades include a folding tower with bimini or rotating sunshade and electrically powered actuators.



COBALT BOATS

R4 OUTBOARD



Unplug From the Mundane

Reconnect with the adventurer that lies within

SPECIFICATIONS

Length Overall w/Swim Platform	24' 3"	7.39 m
Beam	8' 6"	2.59 m
Fuel Capacity	50 gal.	189 L
Bridge Clearance w/o Bimini	59"	1.50 m
Bridge Clearance w/Tower	100"	2.54 m
Draft Drive Up	19"	0.48 m
Draft Drive Down	34"	0.86 m
Dry Weight	4986 lbs.	2262 kg
Boat Certified Capacity	13 Persons	
Boat Certified Capacity w/gear	2100 lbs	953 kg

R4 OB MERCURY POWER SELECTIONS

200 Verado w/PAS	200 hp	149 PkW
350 Verado w/PAS	350 hp	261 PkW
250 Verado w/PAS	250 hp	186 PkW
300 Verado w/PAS	300 hp	224 PkW

R4 OB YAMAHA POWER SELECTIONS

F200 XCA, D.E.C. w/Sea Star PAS	200 hp	149 PkW
F350 XCA, D.E.C. w/Sea Star PAS	350 hp	261 PkW
F300 XCA, D.E.C. w/Sea Star PAS	300 hp	224 PkW
F250 XCA, D.E.C. w/Sea Star PAS	250 hp	186 PkW







STANDARD EQUIPMENT

Dash and Instrumentation

- Accessory Power Plug - 12 Volt (dual)
- Composite Helm Eyebrow, Custom Stitching
- Depth & Water Temp Pkg.
- Glass Cockpit, Dual Garmin 743
- Gloss Black Dash Console
- Hour Meter(s)
- Illuminated Switch Panel/Switches
- Stainless Steel Switches
- Steering Wheel, Black Leather/Stainless Steel

Exterior

- Anchor Locker
- Bow Scuff Plate, Stainless Steel
- Graphics, Molded-In Gelcoat
- Midship Cleats
- Swim Step, Stbd.
- Transhield Shipping Cover
- Windshield, Obsidian w/SS Accents

Interior

- Aft Sunpad Backrest SS Accent Rail
- Bow Walk-Thru Door
- Dash Storage Pocket
- Del Mar Helm Capt. Chair

- Ice Chest, Molded-In
- Passenger Seat Flip Backrest System
- Seating Varadense Comfort
- Sundeck Convertible Lounger
- Trash Receptacle, 3.5 gal

Stereo

- iPod/USB/MP3 Port
- Sound System, Bluetooth, w/6 Spkrs.
- Stereo Remote, Dash

Structure, Safety, & Performance

- 10/5/3 Year Warranty Protection
- Battery Switch, Dual w/ACR
- Circuit Breaker Protected Elec System
- Composite Floor
- Composite Transom
- Fiberglass Cockpit Liner
- Fiberglass Stringer System
- Fire Extinguisher(s), Manual
- Ignition Safety Switch
- Kevlar Reinforced Hull
- Stainless Steel Windshield Braces

OPTIONAL EQUIPMENT

Canvas

- Bimini, Premium
- Bimini, Premium Easy-Fold
- Bow Tonneau Cover
- Cockpit Tonneau Cover
- Mooring Cover
- Shade Sail, Aft (req. Arch w/Sunshade)
- Shade Sail, Bow

Dash and Instrumentation

- Glass Cockpit, Dual Garmin 8610
- Glass Cockpit, Dual Garmin 8610 XSV
- Steering Wheel, Leather Color-Matched
- Wireless Phone Charger, w/Holder
- XM Weather

OPTIONAL EQUIPMENT - CONTINUED

Engine Options

- Active Trim, Merc
- Merc, Cold Fusion White (300/350hp)
- Yamaha, Pearlescent White (200/250 hp)

Exterior

- Arch Elec, Alum Folding w/Bimini
- Arch, Alum, Folding w/Bimini
- Arch, Elec Folding w/Rotating Sunshade
- Arch, Folding w/Rotating Sunshade
- Board Rack Covers, PTM
- Board Rack Covers, Roswell
- Boarding Ladder, Port
- COBALT Lettering, Satin Black (exterior)
- COBALT Lettering, Satin White (exterior)
- Dinette Table (Rod Holder Mount)
- Docking Lights-Stainless Steel
- Fender Clips w/Line (4)
- Flagpole w/Flag
- Model Designator, LED, Transom
- Rod Holders, Gunwales (1 pr.)
- Rod Holders, Spt. Tower (1 pr.)
- Ski Pylon
- Sof-Trac Mat, Gunwales
- Sof-Trac Mat, Swim Platform w/Flip-Down Swim Step
- Sport Tower w/Sunshade
- Swim Platform Transom Lighting
- Transom Shower
- Underwater Lighting, RGB
- Wakeboard Racks, Elite (Alum)
- Wakeboard Racks, PTM (Brushed Alum)
- Wakeboard Racks, Triton 2 (Roswell)

Interior

- Aft Facing Rumble Seat
- Air Compressor w/Holder
- Bow Center Cushion Insert
- Cooler, Soft-Side (35L)
- Dinette Table w/Teak Accent
- Dinette Table, Solid Teak
- Floor Covering, Sea Grass
- Helm Seat, Electric
- LED Interior Accent Lighting (RGB)
- Sof-Trac Mat, Cockpit
- Stainless Steel Foot Tread (helm only)
- Storage Compartment Lighting
- Throw Pillows, Weighted (10)
- Throw Pillows, Weighted (4)
- Wood Interior Accent Pkg.

Stereo

- Plat Sound w/Transom & Arch Spkrs-1 pr. (Spt Tower)
- Plat Sound w/Transom & Arch Spkrs-2 pr.
- Plat Sound w/Transom Spkrs.
- Prem Sound w/Transom & Arch Spkrs-1 pr.
- Prem Sound w/Transom Spkrs.
- Satellite Radio System
- Speaker Covers, Arch (Platinum Sound)
- Speaker Covers, Arch (Premium Sound)
- Speaker Covers, Spt. Tower (Plat. Sound)
- Speaker Covers, Spt. Tower (Plat. Sound)
- Stereo Remote, Transom (Std. Sound)

Structure, Safety, & Performance

- Battery Maintainer/Charger, 110v
- Battery Maintainer/Charger, 220v
- Rearview Mirror, PTM w/Custom Cover
- Rearview Mirror, Roswell w/Custom Cover
- Tool Kit
- Trim Tabs w/Indicators, w/o Autoglide
- Windlass, All Chain w/Anchor



COBALT

YAMAHA

COBALT BOATS

R6 OUTBOARD

Power, Performance, Luxury and Comfort.

Truly the next generation outboard.

Cobalt introduces the highly anticipated R6 Outboard, continuing to demonstrate Cobalt's commitment to the growing outboard market.

Never compromise your day on the water. With the all new Cobalt R6 Outboard, power, performance, luxury and comfort are all yours. Enjoy the versatile performance, styling and amenities demanded by discerning boaters, and always delivered by Cobalt - now combined with unsurpassed outboard power. The 25' 5" R6 Outboard sports many new and exclusive features including increased storage for water sports gear and larger Cobalt Glass Cockpit touchscreens.

With an interior beam measuring wider than most competitive runabouts, the R6 offers a roomy, expansive interior with plenty of room for passengers and their things. Plus, the double-stitched upholstery now offers new cool-to-touch Fresco Chil vinyl on the darker colors, that provide surface temperature reductions of up to 20° on sunny days.

As with all Cobalts, the swim platform is the back patio for social get-togethers. And the patented swim step makes it all so practical.

The dash-mounted phone cradle with wireless charging is a nice touch, as is the enhanced audio system with the well-placed standard six speaker configuration, but steps up a couple of notches with the Premium or Platinum options with dedicated tweeters, sub-woofers and mid-ranges for unrivaled sound.

These features, and many more, like several foldable tower options, an innovative new high-dock safety step, and a self-bailing cockpit make the new R6 Outboard truly the next generation outboard!



COBALT BOATS

R6 OUTBOARD



Power, Performance, Luxury and Comfort.

It's all here.

SPECIFICATIONS

Length Overall w/Swim Platform	25' 5"	7.77 m
Beam	8' 6"	2.59 m
Interior Cockpit Width	95"	2.41 m
Fuel Capacity	80 gal.	302 L
Freshwater Capacity	10 gal.	38 L
Bridge Clearance w/o Bimini	61"	1.55 m
Bridge Clearance w/Arch	104"	2.64 m
Draft Drive Up	17"	0.43 m
Draft Drive Down	32"	0.81 m
Dry Weight	5300 lbs.	2404 kg
Boat Certified Capacity	14 persons	
Boat Certified Capacity w/gear	2100 lbs.	952 kg

YAMAHA OUTBOARD POWER

F250 XCA, D.E.C. w/Sea Star PAS	250 hp	186 PKW
F300 XCA, D.E.C. w/Sea Star PAS	300 hp	224 PKW

MERCURY OUTBOARD POWER

250 Verado w/PAS	250 hp	186 PKW
300 Verado w/PAS	300 hp	224 PKW
350 Verado V10 w/PAS	350 hp	261 PKW







STANDARD EQUIPMENT

Dash and Instrumentation

Accessory Power Plug - 12 Volt (dual)
 Composite Helm Eyebrow, Custom Stitching
 Depth & Water Temp Pkg.
 Glass Cockpit, Dual Garmin 743
 Gloss Black Dash Console
 Hour Meter(s)
 Illuminated Switch Panel/Switches
 Stainless Steel Switches
 Steering Wheel, Black Leather/Stainless Steel

Engine Options

Merc, Cold Fusion White (300/350hp)
 Yamaha, Pearlescent White (300/350hp)

Exterior

Anchor Locker
 Bow Scuff Plate, Stainless Steel
 Fender Clips w/Line (4)
 Graphics, Molded-In Gelcoat
 Midship Cleats
 Model Designator, LED, Transom
 Swim Step, Stbd.
 Transhield Shipping Cover
 Windshield, Obsidian w/SS Accents

Interior

Aft Sunpad Backrest SS Accent Rail
 Bow Walk-Thru Door
 Cooler, Removable Hard-Side (34L)
 Dash Storage Pocket
 Del Mar Helm Capt. Chair
 Head w/Porta Potti
 Passenger Seat Flip Backrest System
 Seating Varadense Comfort
 Sundeck Convertible Lounger
 Trash Receptacle, 3.5 gal

Stereo

iPod/USB/MP3 Port
 Sound System, Bluetooth, w/6 Spkrs.
 Stereo Remote, Dash

Structure, Safety, & Performance

10/5/3 Year Warranty Protection
 Battery Switch, Dual w/ACR
 Circuit Breaker Protected Elec System
 Composite Floor
 Composite Transom
 Fiberglass Cockpit Liner
 Fiberglass Stringer System
 Fire Extinguisher(s), Manual
 Ignition Safety Switch
 Kevlar Reinforced Hull
 Stainless Steel Windshield Braces

OPTIONAL EQUIPMENT

Canvas

Bimini, Premium Easy-Fold
 Bow Tonneau Cover
 Cockpit Tonneau Cover
 Mooring Cover
 Shade Sail, Aft (req. Arch w/Sunshade)
 Shade Sail, Bow

Dash and Instrumentation

Glass Cockpit, Dual Garmin 743 XSV
 Glass Cockpit, Dual Garmin 8610
 Glass Cockpit, Dual Garmin 8610 XSV
 Steering Wheel, Leather Color-Matched
 Wireless Phone Charger, w/Holder
 XM Weather

Engine Options

Active Trim, Merc
 Merc, Cold Fusion White (300/350hp)
 Yamaha, Pearlescent White (250 hp)

Exterior

Arch Elec, Alum Folding w/Bimini
 Arch, Alum, Folding w/Bimini
 Arch, Elec Folding w/Rotating Sunshade
 Arch, Folding w/Rotating Sunshade
 Board Rack Covers, PTM
 Board Rack Covers, Roswell
 Boarding Ladder, Port
 COBALT Lettering, Satin Black (exterior)
 COBALT Lettering, Satin White (exterior)
 Color-Accented Hard Top Headliner
 Dinette Table (Rod Holder Mount)
 Docking Lights-Stainless Steel
 E-Step Electric Swim Step
 Flagpole w/Flag
 Portal Light (1 in Head Compartment)
 Rod Holders, Gunwales (1 pr.)
 Rod Holders, Spt. Tower (1 pr.)
 Ski Pylon
 Sof-Trac Mat, Gunwales
 Sof-Trac Mat, Swim Platform w/Flip-Down Swim Step
 Sport Tower w/Hardtop (white)
 Sport Tower w/Sunshade
 Swim Platform Transom Lighting
 Transom Shower
 Underwater Lighting, RGB

Wakeboard Racks, Elite (Alum)
 Wakeboard Racks, PTM (Brushed Alum)
 Wakeboard Racks, Triton 2 (Roswell)

Interior

Aft Walk-Thru Filler Cushions
 Air Compressor w/Holder
 Bow Center Cushion Insert
 Cooler, Soft-Side (35L)
 Dinette Table w/Teak Accent
 Dinette Table, Solid Teak
 Floor Covering, Sea Grass
 Gray Water System
 Head w/Electric Porcelain Toilet
 Head w/Electric Porcelain, Macerator
 Head w/Pump Out Porta Potti
 Head w/Pump Out Porta-Potti, Macerator
 Helm Seat, Electric
 LED Interior Accent Lighting (RGB)
 Sink Console (head compartment)
 Sof-Trac Mat, Cockpit
 Stainless Steel Foot Tread (helm only)
 Storage Compartment Lighting
 Throw Pillows, Weighted (10)
 Throw Pillows, Weighted (4)
 Wood Interior Accent Pkg.

Stereo

Plat Sound w/Transom & Arch Spkrs-1 pr. (Spt Tower)
 Plat Sound w/Transom & Arch Spkrs-2 pr.
 Plat Sound w/Transom Spkrs.
 Prem Sound w/Transom & Arch Spkrs-1 pr.
 Prem Sound w/Transom Spkrs.
 Satellite Radio System
 Speaker Covers, Arch (Platinum Sound)
 Speaker Covers, Arch (Premium Sound)
 Speaker Covers, Spt. Tower (Plat. Sound)
 Stereo Remote, Transom (Std. Sound)

Structure, Safety, & Performance

Battery Maintainer/Charger, 110v
 Battery Maintainer/Charger, 220v
 Rearview Mirror, PTM w/Custom Cover
 Rearview Mirror, Roswell w/Custom Cover
 Tool Kit
 Trim Tabs w/Indicators, w/o Autoglide
 Windlass, All Chain w/Anchor



COBALT BOATS

R8 OUTBOARD

Power, Luxury and Versatility

Truly the next generation outboard.

With families continuing to seek quality outdoor time together, Cobalt Boats introduces its R8 Outboard, a top-of-the-line addition to its series of outboard runabouts. Featuring the clean lines, superb performance and deluxe appointments found in the sterndrive R8, the R8 Outboard offers the same 27' 10" length and 8' 6" beam with greater fuel capacity for its powerful outboard Yamaha or Mercury engines.

Ideally suited for extended season use, whether on inland lakes or in salt water, the new R8 Outboard design boasts a deep cockpit, with ample freeboard and a spacious interior with large bow and cockpit areas. Yacht Certified, the R8 OB is a reimagining of what an outboard can be, setting new standards for luxury, versatility and durability. Standard amenities include a wealth of storage space, a choice of either dual 7" or dual 10" Garmin displays, a swim platform with a folding step and a selection of distinctive, extra-tall fixed or powered folding towers equipped with an optional sunshade. Interior options range from a removable hard- or soft-sided cooler and hidden RGB accent lighting to a powered helm seat, a galley, a phone holder with wireless charging, and four USB 12-volt chargers. Satellite radio and other audio sources are delivered by up to 14 speakers and 2 sub-woofers, for a soundtrack that matches the array of new exterior and interior color options.

Cobalt signature touches abound, with 'Fresco Chil' upholstery to reduce temperatures by up to 20° on dark surfaces; new Sof-Trac colors and patterns in the cockpit, on the gunwales, on the swim platform and in the head; bow and aft shade sails; accent wood trim; and plenty of beverage holders.

These features, and many more, make the new R8 Outboard truly the next generation outboard!



COBALT BOATS

R8 OUTBOARD



Redefining Standards

Outboards Reimagined.

SPECIFICATIONS

Length Overall w/Swim Platform	27' 10"	8.48m
Beam	8' 6"	2.59 m
Fuel Capacity	125 gal.	473 L
Freshwater Capacity	10 gal.	38 L
Bridge Clearance w/o Bimini	63"	1.60 m
Bridge Clearance w/Arch	106"	2.69 m
Draft Drive Up	16"	0.41 m
Draft Drive Down	30'	0.76 m
Dry Weight	6500 lbs.	2948 kg
Boat Certified Capacity	Yacht Certified	
Boat Certified Capacity w/gear	Yacht Certified	

YAMAHA OUTBOARD POWER

F250 XCA, D.E.C. w/Sea Star PAS	250 hp	186 PKW
F300 XCA, D.E.C. w/Sea Star PAS	300 hp	224 PKW
Twin F200 XCA, D.E.C. w/Sea Star PAS	200 hp	149 PKW
Twin F250 XCA, D.E.C. w/Sea Star PAS	250 hp	186 PKW
Twin F300 XCA, D.E.C. w/Sea Star PAS	300 hp	224 PKW

MERCURY OUTBOARD POWER

250 Verado w/PAS	250 hp	186 PKW
300 Verado w/PAS	300 hp	224 PKW
350 Verado V10 w/PAS	350 hp	261 PKW
Twin 200 FourStroke w/PAS (Joystick n/a)	200 hp	149 PKW
Twin 250 Verado w/PAS	250 hp	186 PKW
Twin 300 Verado w/PAS	300 hp	224 PKW







STANDARD EQUIPMENT

Dash and Instrumentation

- Accessory Power Plug - 12 Volt (dual)
- Composite Helm Eyebrow, Custom Stitching
- Depth & Water Temp Pkg.
- Glass Cockpit, Dual Garmin 743
- Gloss Black Dash Console
- Hour Meter(s)
- Illuminated Switch Panel/Switches
- Stainless Steel Switches
- Steering Wheel, Black Leather/Stainless Steel

Exterior

- Anchor Locker
- Bow Scuff Plate, Stainless Steel
- Fender Clips w/Line (4)
- Graphics, Molded-In Gelcoat
- Midship Cleats
- Model Designator, LED, Transom
- Swim Step, Stbd.
- Transshield Shipping Cover
- Windshield, Obsidian w/SS Accents

Interior

- Aft Sunpad Backrest SS Accent Rail
- Bow Walk-Thru Door
- Cooler, Removable Hard-Side (34L)
- Dash Storage Pocket
- Del Mar Helm Capt. Chair
- Head w/Porta Potti
- Passenger Seat Flip Backrest System
- Seating Varadense Comfort
- Sundeck Convertible Lounger
- Trash Receptacle, 3.5 gal

Stereo

- iPod/USB/MP3 Port
- Sound System, Bluetooth, w/6 Spkrs.
- Stereo Remote, Dash

Structure, Safety, & Performance

- 10/5/3 Year Warranty Protection
- Battery Switch, Dual w/ACR
- Circuit Breaker Protected Elec System
- Composite Floor
- Composite Transom
- Fiberglass Cockpit Liner
- Fiberglass Stringer System
- Fire Extinguisher(s), Manual
- Ignition Safety Switch
- Kevlar Reinforced Hull
- Stainless Steel Windshield Braces

OPTIONAL EQUIPMENT

Canvas

- Bimini, Premium
- Bimini, Premium Easy-Fold
- Bow Tonneau Cover
- Cockpit Tonneau Cover
- Mooring Cover
- Shade Sail, Aft (req. Arch w/Sunshade)
- Shade Sail, Bow

Dash and Instrumentation

- Glass Cockpit, Dual Garmin 8610
- Glass Cockpit, Dual Garmin 8610 XSV
- Steering Wheel, Leather Color-Matched
- Wireless Phone Charger, w/Holder
- XM Weather

Engine Options

- Active Trim, Merc
- Merc, Cold Fusion White (Single Eng)
- Merc, Cold Fusion White (Twin Eng)
- Mercury JPO Joystick (na w/Merc 200 hp)
- Yamaha Joystick w/Helm Master EX
- Yamaha, Pearlescent White (Single Eng-250 hp)
- Yamaha, Pearlescent White (Twin Eng-200/250 hp)

Exterior

- Arch Elec, Alum Folding w/Bimini
- Arch, Alum, Folding w/Bimini
- Arch, Elec Folding w/Rotating Sunshade
- Arch, Folding w/Rotating Sunshade
- Board Rack Covers, PTM
- Board Rack Covers, Roswell
- Boarding Ladder, Port
- COBALT Lettering, Satin Black (exterior)
- COBALT Lettering, Satin White (exterior)
- Color-Accented Hard Top Headliner
- Dinette Table (Rod Holder Mount)
- Docking Lights-Stainless Steel
- Flagpole w/Flag
- Portal Light (1 in Head Compartment)
- Rod Holders, Gunwales (1 pr.)
- Rod Holders, Spt. Tower (1 pr.)
- Ski Pylon
- Sof-Trac Mat, Gunwales
- Sof-Trac Mat, Swim Platform w/Flip-Down Swim Step
- Sport Tower w/Hardtop (white)
- Sport Tower w/Sunshade
- Swim Platform Transom Lighting
- Transom Shower

- Underwater Lighting, RGB
- Wakeboard Racks, Elite (Alum)
- Wakeboard Racks, PTM (Brushed Alum)
- Wakeboard Racks, Triton 2 (Roswell)

Interior

- Aft Walk-Thru Filler Cushions
- Air Compressor w/Holder
- Bow Center Cushion Insert
- Cooler, Soft-Side (35L)
- Dinette Table w/Teak Accent
- Dinette Table, Solid Teak
- Floor Covering, Sea Grass
- Galley w/Sink
- Gray Water System
- Head w/Electric Porcelain Toilet
- Head w/Electric Porcelain, Macerator
- Head w/Pump Out Porta Potti
- Head w/Pump Out Porta-Potti, Macerator
- Helm Seat, Electric
- LED Interior Accent Lighting (RGB)
- Sink Console (head compartment)
- Sof-Trac Mat, Cockpit
- Stainless Steel Foot Tread (helm only)
- Storage Compartment Lighting
- Throw Pillows, Weighted (10)
- Throw Pillows, Weighted (4)
- Wood Interior Accent Pkg.

Stereo

- Plat Sound w/Transom & Arch Spkrs-1 pr. (Spt Tower)
- Plat Sound w/Transom & Arch Spkrs-2 pr.
- Plat Sound w/Transom Spkrs.
- Prem Sound w/Transom & Arch Spkrs-1 pr.
- Prem Sound w/Transom Spkrs.
- Satellite Radio System
- Speaker Covers, Arch (Platinum Sound)
- Speaker Covers, Arch (Premium Sound)
- Speaker Covers, Spt. Tower (Plat. Sound)
- Stereo Remote, Transom (Std. Sound)

Structure, Safety, & Performance

- Battery Maintainer/Charger, 110v
- Battery Maintainer/Charger, 220v
- Rearview Mirror, PTM w/Custom Cover
- Rearview Mirror, Roswell w/Custom Cover
- Tool Kit
- Trim Tabs w/Indicators, w/o Autoglide
- Windlass, All Chain w/Anchor



COBALT

COBALT BOATS

30SC

An Innovative Revival of Tradition.

Ultimate possibilities of intelligent design.

Comes now the 30SC, the third in a series of remarkable watercraft, each representing Cobalt's unmistakable contributions to the revival of the outboard engine. Cobalt has been, by no means, the first manufacturer to offer knowledgeable boaters a newfound choice of improved powertrains. Rather, Cobalt has again sought to move purposefully to the ultimate possibilities of intelligent design, to at last bring to market boats redrawn, reoriented, reweighted, renewed toward a single purpose. That is, to add convenience and economy – and quiet, blessed quiet -- in a new way to the traditional Cobalt virtues of performance, handling, comfort, luxury, and room, lots of livable room.

Cobalt engineers understood that the simple slapping of a couple of high-horse Mercs on the stern of any old hull would not, could not an outboard-boat make. The dynamics of thrust and torque necessarily affect hull design. But now, the power of those high-horse engines has been channeled toward economical, efficient, easily maintained enjoyment riding in a hull made just to order.



COBALT BOATS

30sc



An Innovative Revival of Tradition.

Ultimate possibilities of intelligent design.

SPECIFICATIONS

Length Overall w/o Engines	29' 10"	9.09 m
Beam	9' 10"	3.00 m
Interior Cockpit Width	8' 5"	2.57 m
Deadrise at Transom	20°	20°
Fuel Capacity	130 gal	492 L
Freshwater Capacity	18 gal	68 L
Holding Tank Capacity	9 gal	34 L
Bridge Clearance (windshield only)	5' 0"	1.52 m
Draft Drive Up, Twin Engines	26"	.66m
Draft Drive Down, Twin Engines	38"	.97 m
Dry Weight, w/Twin Engines	9000 lbs	4082 kg
Boat Certified Capacity	Yacht Certified	
Boat Certified Capacity w/gear	Yacht Certified	

YAMAHA OUTBOARD POWER

Twin F250 XCA, D.E.C. w/Sea Star PAS	250 hp	186 PkW
Twin F300 XCA, D.E.C. w/Sea Star PAS	300 hp	224 PkW

MERCURY OUTBOARD POWER

Twin 250 Verado w/PAS	250 hp	186 PkW
Twin 300 Verado w/PAS	300 hp	224 PkW
Twin 350 Verado V10 w/PAS	350 hp	261 PkW



30sc





STANDARD EQUIPMENT

Dash and Instrumentation

Accessory Power Plug - 12 Volt
 Color-Matched Helm Switch Panels
 Compass, Digital
 Composite Helm Eyebrow, Custom Stitching
 Dash Perimeter Black Accent Trim
 Depth & Water/Air Temp Gauge Pkg.
 Gloss Black Dash Console
 GPS, Dual Garmin 743
 Hour Meter(s)
 Stainless Steel Switches
 Steering Wheel, Black Leather/Stainless Steel

Exterior

Aluminum Windshield, Black w/SS Header
 Anchor Locker
 Bow Scuff Plate, Stainless Steel
 Extended Running Surface
 Fender Clips w/Line (6)
 Graphics, Molded-In Gelcoat
 Midship Cleats
 Sky Light (Head Compartment)
 Swim Step, Stbd.
 Transhield Shipping Cover

Interior

Air Compressor w/Holder
 Bench Seat Storage
 Bow Walk-Thru Door
 Dual Sundeck Convertible Lounger
 Filler Cushion, Cockpit Seat
 Head w/Pump Out Porta Potti
 Helm Seat, Double-Wide
 Passenger Seat Flip Backrest System
 Seating Varadense Comfort
 Sink Console (head compartment)
 Ski Storage w/Protective Liner
 Trash Receptacle, 28 gal

Stereo

iPod/USB/MP3 Port
 Sound System w 6 Spkrs. (na w/hardtop)
 Stereo Remote, Dash
 Stereo Remote, Transom (Prem. Sound)

Structure, Safety, & Performance

10/5/3 Year Warranty Protection
 Battery Switch, Dual w/ACR
 Circuit Breaker Protected Elec System
 Composite Floor
 Composite Seat Bases
 Composite Transom
 Fiberglass Cockpit Liner
 Fiberglass Stringer System
 Fire Extinguisher(s), Manual
 Ignition Safety Switch
 Kevlar Reinforced Hull
 Stainless Steel Windshield Braces

OPTIONAL EQUIPMENT

Canvas

Bimini, Premium Easy-Fold
 Bow Tonneau Cover
 Cockpit Tonneau Cover
 Mooring Cover
 Shade Sail, Bow

Dash and Instrumentation

Glass Cockpit w/12" Dual Screen Upgrade
 Glass Cockpit w/12" Dual Screen XSV
 Makassar Dash/Interior Trim Pkg.
 Steering Wheel Upgrade, Leather Color-Matched
 Wireless Phone Chargers, w/Holder
 XM Weather

Engine Options

Active Trim, Merc (w/o Joystick)
 Merc, Cold Fusion White
 Mercury JPO Joystick
 Yamaha Joystick w/Helm Master EX

Exterior

Arch, Elec. Fwd, Folding w/Rotating Sunshade
 Arch, SS/Alum w/Hard Top & Retract Shade
 Arch, SS/Alum w/Sunshade
 Arch,SS/Alum w/Hard Top & Elec Sureshade
 Board Rack Covers, Roswell
 Boarding Ladder, Port
 COBALT Lettering, Satin Black (exterior)
 COBALT Lettering, Satin White (exterior)
 COBALT Oval Logo, Recessed
 Color-Accented Hard Top Headliner
 Docking Lights-Stainless Steel
 Flagpole w/Flag
 Portal Light (1 in Head Compartment)
 Roswell Board Rack Covers
 Ski Tow
 Sof-Trac Mat, Flip-Down Swim Step
 Swim Platform Transom Lighting
 Transom Shower
 Underwater Lighting

Wakeboard Racks, Elite (Alum)
 Wakeboard Racks, Triton 2 (Roswell)

Interior

Bow Center Cushion Insert
 Dinette Table w/Bow & Cockpit Receptacle
 Floor Covering, Sea Grass
 Galley, Cockpit (replaces seat)
 Gray Water System
 Head w/VacuFlush
 Head w/VacuFlush, Macerator
 LED Interior Accent Lighting (RGB)
 Refrigerator (cockpit)
 Remote Courtesy Lights w/key fob
 Sof-Trac Mat, Cockpit
 Stainless Steel Foot Tread (helm only)
 Throw Pillows, Weighted (10)
 Throw Pillows, Weighted (4)

Stereo

Plat Sound w/Transom & Arch Spkrs-2 pr.
 Plat Sound w/Transom & Hardtop Spkrs.
 Plat Sound w/Transom Spkrs.
 Prem Sound w/Transom & Arch Spkrs-1 pr.
 Prem Sound w/Transom & Hardtop Spkrs.
 Prem Sound w/Transom Spkrs.
 Satellite Radio System
 Speaker Covers, Arch (Premium Sound)
 Stereo Remote, Transom (Std. Sound)

Structure, Safety, & Performance

Battery Maintainer/Charger, 110v
 Battery Maintainer/Charger, 220v
 Rearview Mirror, PTM w/Custom Cover
 Rearview Mirror, Roswell w/Custom Cover
 Tool Kit
 Trim Tabs w/Indicators w/Autoglide
 Trim Tabs w/Indicators, w/o Autoglide
 Windlass, All Chain w/Anchor



COBALT BOATS

R33 OUTBOARD

Bigger. Better. Faster.

Luxury never felt so exhilarating.

To provide day boaters with even more comfort and room, Cobalt presents an outboard 33-footer hybrid bowrider with mid-cabin – The R33 Outboard.

Offering sleek lines, agile handling, superb performance and advanced appointments, the R33 Outboard – the running mate to the R33 Sterndrive – is another yacht-certified example of bigger being better and faster: Driven by up to three Yamaha or Mercury outboard engines generating up to 900 horsepower.

The R33 Outboard continues Cobalt's trend toward contemporary design, with its deeper cockpit and greater freeboard, which in turn enable a more spacious interior and larger bow and cockpit areas. Along with such standard amenities as a Garmin glass cockpit with multiple touchscreen displays, ultra-fast USB-C charging stations, 42 (!) cup holders, a wealth of storage space, and a cabin that accommodates sleeping as well as seating, the R33OB offers the option of a side-entry door to make dockside access more convenient. Unique to the R33 series is the industry's first Harman Kardon premier marine audio system with Digital Signal Processing – a Cobalt exclusive – and a Seakeeper gyroscopic stabilization system.

In addition to an array of color configurations, functional options include a choice of L-seating or a galley, a removable Ice Mule soft-sided portable cooler, a solid teak dinette table, even larger 12" Garmin display panels, stainless steel LED docking lights and RGB accent lights. Also available are a smart TV for broadband streaming; 'Fresco Chil' upholstery that reduces temperatures by up to 20° F. on dark surfaces; a dash-mounted mobile phone cradle with wireless charging; an intuitive joystick docking controller; teak flooring for the cockpit, cabin, head and swim platform; and the first one-touch, all-electric planar folding tower and sunshade.

Along with innovative technology to enhance the day boating experience in any type of water, the R33 Outboard features advancements in design, luxury, convenience and overall performance. Offering coastal and ocean boaters the chance to enjoy a smooth, stable ride and triple-engine power in a high-quality Cobalt package.



COBALT BOATS

R33 OUTBOARD



Engineered for performance, style for pure enjoyment.

Being fast is merely a bonus.

SPECIFICATIONS

Length Overall w/o Engines	33' 4"	10.16 m
Beam	10' 6"	3.20 m
Deadrise at Transom	21°	21°
Fuel Capacity	225 gal	851 L
Freshwater Capacity	25 gal	95 L
Bridge Clearance (windshield only)	6' 7"	2.00 m
Bridge Clearance (Tower Up)	9' 4"	2.84 m
Bridge Clearance (Tower Down)	7' 11"	2.41 m
Bridge Clearance (w/ Hardtop & Radar)	10' 4"	3.15 m
Draft Drive Up, Twin Eng.	22"	.56 m
Draft Drive Down, Twin Eng.	28"	.71 m
Draft Drive Up, Triple Eng.	22"	.56 m
Draft Drive Down, Triple Eng.	36"	.91 m
Dry Weight, w/Twin Engines	11,193 lbs	5077 kg
Boat Certified Capacity	Yacht Certified	
Boat Certified Capacity w/gear	Yacht Certified	

YAMAHA OUTBOARD POWER

Triple F300 XCA, White w/Joystick	300 hp	224 PkW
Twin F300 XCA, White w/Joystick	300 hp	224 PkW

MERCURY OUTBOARD POWER

Triple 300 Verado, Black w/Joystick	300 hp	224 PkW
Triple 300 Verado, White w/Joystick	300 hp	224 PkW
Twin 300 Verado, Black w/Joystick	300 hp	224 PkW
Twin 300 Verado, White w/Joystick	300 hp	224 PkW
Twin 350 Verado V10, Black w/Joystick	350 hp	NULL
Twin 350 Verado V10, White w/Joystick	350 hp	NULL
Twin 400 Verado V10 Black w/Joystick	400 hp	298 PkW
Twin 400 Verado V10, White w/Joystick	400 hp	298 PkW
Twin 450R Verado, Black w/Joystick	450 hp	336 PkW
Twin 450R Verado, White w/Joystick	450 hp	336 PkW



Service that defines luxury.

Customer-Inspired Innovation.

Inspired by and for our discerning customers, Cobalt has always sought to more performance, more luxury, more comfort and, above all, a more memorable boating experience.

In keeping with this goal, Cobalt has since its inception set the standard by which day boats are measured, to help ensure that your time on the water is everything you expect it to be. Here are just a few of the many thoughtful advances we've pioneered:

- ☞ The new Cobalt side-entry door, introduced on the R33
- ☞ The first boat brand to offer a Harman Kardon audio system, introduced first on the R33
- ☞ The new Seakeeper for Cobalt, the industry's best-in-class gyroscopic stabilizer that eliminates 95% of boat roll
- ☞ A dedicated storage pod for a Yamaha Seascooter underwater propulsion unit
- ☞ The Cobalt flip-up seat bolster, for better views over the windshield
- ☞ Cobalt's advanced bimini top adjustment system of stainless steel poles and a built-in turnbuckle, to eliminate the need for cumbersome fabric straps



R33 OUTBOARD





STANDARD EQUIPMENT

Dash and Instrumentation

Compass, Digital
 Composite Helm Eyebrow, Custom Stitching
 Depth & Water Temp Gauge Pkg.
 Glass Cockpit, Dual Garmin 8610
 Hour Meter(s)
 Stainless Steel Switches
 Steering Wheel, Black Leather/Stainless Steel
 USB/USB-C Receptacle Charger

Exterior

Anchor Locker
 Bow Scuff Plate, Stainless Steel
 Cleats (Bow, Midship, Stern)
 COBALT Lettering, Chrome Backlit
 Extended Running Surface
 Graphics, Molded-In Gelcoat
 Motorbox Actuator
 Sky Light (Head Compartment)
 Swim Platform w/Flip-Down Swim Step
 Transhield Shipping Cover
 Windshield, Stainless Steel

Interior

Bench Seat Storage
 Bow Walk-Thru Door
 Cooler, 36 qt. (cockpit seat only)
 Dual Sundeck Convertible Lounger
 Head w/Pump Out Porta Potti
 Helm Seat, Extra Wide
 Ice Chest, Bow
 Seating Varadense Comfort
 Sink Console (head compartment)
 Trash Receptacle

Stereo

iPod/USB/MP3 Port

Sound System w 6 Spkrs.
 Stereo Remote, Dash
 Stereo Remote, Transom (Prem/Plat Sound)

Structure, Safety, & Performance

10/5/3 Year Warranty Protection
 Battery Switch, Dual w/ACR
 Circuit Breaker Protected Elec System
 Composite Floor
 Composite Seat Bases
 Composite Transom
 Fiberglass Cockpit Liner
 Fiberglass Stringer System
 Fire Extinguisher(s), Manual
 Ignition Safety Switch
 Kevlar Reinforced Hull
 Stainless Steel Windshield Braces

OPTIONAL EQUIPMENT

Canvas

Bow Tonneau Cover
 Cockpit Tonneau Cover
 Mooring Cover
 Shade Sail, Aft
 Shade Sail, Bow

Dash and Instrumentation

Glass Cockpit, Dual Garmin 8612 Upgrade
 Radar, Garmin Fantom 18 inch
 Steering Wheel, Leather Color-Matched
 VHF Radio
 XM Weather

Engine Options

Engine Flush, Reverso-Triple
 Engine Flush, Reverso-Twin

Exterior

Arch w/Hard Top
 Arch w/Hard Top/Elec Retractable Awning
 Arch, Elec. Fwd. Folding w/Rotating Sunshade
 Boarding Door, Cockpit
 COBALT Lettering, Satin Black (exterior)
 COBALT Lettering, Satin White (exterior)
 Docking Lights-Stainless Steel
 Fender Clips w/Line (6)
 Flagpole w/Flag
 Seascooters, Yamaha (2)
 Sof-Trac Mat, Swim Platform
 Swim Platform Transom Lighting
 Teak Swim Platform
 Transom Shower (cold water)
 Underwater Lighting

Interior

Air Compressor w/Holder
 Air Conditioning, 12v (Head/Cabin)
 Bow Center Cushion Insert
 Bow Table (additional)
 Cooler, Soft-Side 37 qt.
 Dinette Table w/Bow & Cockpit Receptacle
 Dinette Table, Solid Teak
 Electric Stove Top (req. Galley)
 Floor Covering, Sea Grass (bow, cockpit)
 Floor Covering, Sea Grass (head, cabin)

Floor Covering, Sea Grass (helm footrest)
 Footrest, Helm (Fold-Down)
 Galley, Cockpit (replaces seat)
 Gray Water System
 Head w/VacuFlush
 Head w/VacuFlush, Macerator
 Helm Seat, Electric
 Interior Trim Pkg., Wood - w/Galley
 Interior Trim Pkg., Wood - w/Seat
 LED Interior Accent Lighting (RGB)
 Sof-Trac Mat (bow, cockpit)
 Sof-Trac Mat (head, cabin)
 Sof-Trac Mat (helm footrest)
 Stainless Steel Foot Tread (helm only)
 Teak Floor, Bow & Cockpit
 Teak Floor, Head & Cabin
 Throw Pillows, Weighted (10)
 Throw Pillows, Weighted (4)
 TV Smart 22 inch, 12v (Cabin)
 Wireless Phone Chargers, w/Holder

Stereo

HK Plat Sound w/Transom Spkrs.
 HK Plat Sound w/Transom Spkrs.-Hard Top
 HK Sound w/Transom & Arch Spkrs-2 pr.
 Prem Sound w/Transom & Arch Spkrs-1 pr.
 Prem Sound w/Transom Spkrs.
 Premium Sound w/Transom Spkrs.-Hard Top
 Satellite Radio System
 Stereo Remote, Transom (Std. Sound)

Structure, Safety, & Performance

Battery Maintainer/Charger, 110v
 Battery Maintainer/Charger, 220v
 Gyroscope, Seakeeper 2
 Rearview Mirror, PTM w/Custom Cover
 Rearview Mirror, Roswell w/Custom Cover
 Shorepower, 110v
 Shorepower, 220v
 Tool Kit
 Trim Tabs w/Indicators w/Autoglide
 Trim Tabs w/Indicators, w/o Autoglide
 Windlass, All Chain w/Anchor



COBALT BOATS

R35 OUTBOARD

Premium Size, Outboard Power.

Welcome Aboard Our Top-of-the-Line Outboard.

The new standard in outboards has arrived, courtesy of the largest and most advanced of our R-Series, the R35 Outboard. Combining advanced design and technology and with consummate comfort and luxury, the all-new R35OB gives you more thrills with every cruise.

Its 35' 4" LOA and 10' 10" beam offers the capacity to accommodate a full complement of family and friends while incorporating the elegant lines, smooth ride, agile handling and thoughtful amenities that come standard with every Cobalt. Powered by your choice of up to three Yamaha or Mercury engines, the impressively fast, yacht-certified R35 Outboard is also equipped with a mix of advanced features that only enhance your boating pleasure.

Popular Cobalt firsts like a Harman Kardon audio system that's acoustically tuned to your boat, Seakeeper gyroscopic stabilization, and the built in electric sunshade, are joined by such all-new options as the aft Tender Garage, Helm Watch, which gives your guests direct access to charts and cabin controls, and a patent pending space-saving, auto-deploy galley that deploys at the touch of a button.

The large cabin accommodates both seating and a full-beam, queen-sized mattress, an optional built-in smart TV and a wealth of ultra-fast USB-C charging stations and cupholders help you anticipate your passengers' entertainment needs.

When you're ready for premium size with outboard power, the new R35 Outboard is ready for you.



COBALT BOATS

R35 OUTBOARD



Ready for adventure...
Equipped with timeless innovation.

SPECIFICATIONS

Length Overall w/Swim Platform	35'4"	10.77 m
Beam	10'10"	3.30 m
Deadrise at Transom	21 degrees	21 degrees
Fuel Capacity	250 gal	946 L
Freshwater Capacity	25 gal	95 L
Holding Tank Capacity	10 gal	38 L
Bridge Clearance	9'7"	2.92 m
Bridge Clearance w/Radar	10'7"	3.23 m
Bridge Clearance w/Radar & Flir	11'7"	3.53 m
Draft Drive Up, Twin Eng.	28"	.71 m
Draft Drive Down, Twin Eng.	38"	.96 m
Dry Weight, w/Twin Engines	13,400 lbs	6078 kg
Boat Certified Capacity	Yacht Certified	
Boat Certified Capacity w/gear	Yacht Certified	

YAMAHA OUTBOARD POWER

Triple F300 XCA, White w/Joystick	300 hp	224 PkW
Twin F300 XCA, White w/Joystick	300 hp	224 PkW

MERCURY OUTBOARD POWER

Triple 300 Verado, Black w/Joystick	300 hp	224 PkW
Triple 300 Verado, White w/Joystick	300 hp	224 PkW
Triple 400 Verado Black w/Joystick	400 hp	298 PkW
Triple 400 Verado White w/Joystick	400 hp	298 PkW
Twin 300 Verado, Black w/Joystick	300 hp	224 PkW
Twin 300 Verado, White w/Joystick	300 hp	224 PkW
Twin 400 Verado, Black w/Joystick	400 hp	298 PkW
Twin 400 Verado, White w/Joystick	400 hp	298 PkW
Twin 450R Verado, Black w/Joystick	450 hp	336 PkW
Twin 450R Verado, White w/Joystick	450 hp	336 PkW
Twin 600 Verado Black w/Joystick	600 hp	447 PkW
Twin 600 Verado White w/Joystick	600 hp	447 PkW



Advanced Capabilities.

Customer-Inspired Innovation.

Inspired by and for our discerning customers, Cobalt has always sought to deliver more: more performance, more luxury, more comfort and, above all, a more memorable boating experience.

In keeping with this goal, Cobalt has since its inception set the standard by which day boats are measured, to help ensure that your time on the water is everything you expect it to be. Here are just a few of the many thoughtful advances we've pioneered:

- ☉ Cobalt has created a fully finished Aft Tender Garage capable of storing two 10'6" BOTE paddleboards and two sea scooters. A large rear hatch allows accessing the toys to deploy to the water, while hatches forward allow access from the cockpit.
- ☉ The first boat brand to offer a custom-tuned Harman Kardon audio system
- ☉ The Seakeeper for Cobalt, the industry's best-in-class gyroscopic stabilizer that eliminates 95% of boat roll
- ☉ The new Deployable Galley option with a sink, microwave and optional electric grill, developed for the R35
- ☉ The new "Helm Watch" option, which provides passenger-side screen views and controls for the stereo and other cabin features, also introduced on the R35
- ☉ A Deep Freezer/Fridge that combines two appliances in one unit, introduced on the R35
- ☉ A dedicated storage cradle for a Yamaha Seascooter underwater propulsion unit
- ☉ The Cobalt flip-up seat bolster, for better views over the windshield
- ☉ The standard equipment Arch with Hartop provides generous coverage over the cockpit, and is available in a white or black finish. For even more shade we offer the optional bow and aft Sail Shades or an optional built-in Electric Awning.







Your Personal Voyage of Discovery.


America's Boat-Building Experts.

As our owners have known for more than 50 years, there's nothing quite like a Cobalt. Their high standards have led us to excel in every way we can to keep them satisfied, as well as to keep them coming back for an even more satisfying boating experience.

As a result, our ongoing commitment to performance, luxury, innovation and overall excellence has made Cobalt owners passionate about their boats, and welcoming to the other boaters in the Cobalt family who share their values.

That commitment is shared as well by the team of boat designers and builders in Neodesha, Kansas, who work to ensure that every innovation, feature and capability meet the high standards our customers expect, and that the Cobalt promise – Experience Extraordinary – is fulfilled in every Cobalt model.





STANDARD EQUIPMENT

Dash and Instrumentation

Compass, Digital
 Composite Helm Eyebrow, Custom Stitching
 Depth & Water Temp Gauge Pkg.
 Glass Cockpit, Dual Garmin 8610
 Hour Meters
 Stainless Steel Switches
 Steering Wheel, Black Leather/Stainless Steel
 USB/USB-C Receptacle Charger

Exterior

Anchor Locker
 Arch w/Hard Top
 Bow Scuff Plate, Stainless Steel
 Cleats (Bow, Midship, Stern)
 COBALT Lettering, Chrome Backlit
 Extended Running Surface
 Graphics, Molded-In Gelcoat
 Motorbox Actuator
 Ski Tow - Stainless Steel
 Sky Lights (Cabin)
 Stainless Steel Engine Vents
 Swim Platform w/Flip-Down Swim Step
 Transhield Shipping Cover
 Windshield, Black Aluminum

Interior

Aft Walk-Thru Carpet
 Bench Seat Storage
 Bow Walk-Thru Door
 Carpet, 40 oz., Snap-In w/Neoprene Back
 Cooler, 36 qt. (w/o Refrigerator)
 Helm Seat, Extra Wide
 Ice Chest, Bow
 Removable Bow & Cockpit Carpet
 Seating Varadense Comfort
 Sink Console (head compartment)
 Sundeck Convertible Lounger
 Trash Receptacle

Stereo

iPod/USB/MP3 Port
 Sound System w 6 Spkrs.
 Stereo Remote, Dash
 Stereo Remote, Transom (Prem/Plat Sound)

Structure, Safety, & Performance

10/5/3 Year Warranty Protection
 Battery Switch, Dual w/ACR
 Circuit Breaker Protected Elec System
 Composite Floor
 Composite Seat Bases
 Composite Transom
 Fiberglass Cockpit Liner
 Fiberglass Stringer System
 Fire Extinguisher(s), Manual
 Ignition Safety Switch
 Kevlar Reinforced Hull
 Shorepower, 110v
 Stainless Steel Windshield Braces
 Through Prop Exhaust
 Trim Tabs w/Indicators, w/o Autoglide

OPTIONAL EQUIPMENT

Canvas

Bow Tonneau Cover
 Cockpit Tonneau Cover
 Mooring Cover
 Shade Sail, Aft
 Shade Sail, Bow

Dash and Instrumentation

Flir Vision Camera (w/Garmin Radar)
 Glass Cockpit, Dual Garmin 8612 Upgrade
 Radar, Garmin Phantom 18"
 Steering Wheel, Leather Color-Matched
 VHF Radio
 XM Weather

Engine Options

Engine Flush, Reverso-Triple
 Engine Flush, Reverso-Twin

Exterior

Arch w/Hard Top/Electric Awning
 Boarding Door, Cockpit
 COBALT Lettering, Satin Black (exterior)
 Fender Clips w/Line (6)
 Flagpole w/Flag
 Paddle Board (1)
 Paddle Boards (2)
 Sof-Trac Mat, Swim Platform
 Swim Platform Transom Lighting
 Teak Swim Platform
 Transom Shower (hot & cold)
 Underwater Lighting

Interior

Air Compressor w/Holder
 Air Conditioning/Heating, 110v
 Bow Center Cushion Insert
 Bow Table (additional)
 Cooler, Soft-Side 35L
 Dinette Table w/Bow & Cockpit Receptacle
 Dinette Table, Solid Teak
 Floor Covering, Sea Grass (bow, cockpit)
 Floor Covering, Sea Grass (head, cabin)
 Floor Covering, Sea Grass (helm footrest)

Footrest, Helm (Fold-Down)
 Galley, Cockpit (Sink/Microwave)
 Galley, Cockpit (Sink/Microwave/Grill)
 Gray Water System
 Head w/VacuFlush
 Head w/VacuFlush, Macerator
 Helm Seat, Electric
 Helm Watch (Passenger)
 Interior Trim Pkg., Wood
 LED Interior Accent Lighting (RGB) w/Galley
 LED Interior Accent Lighting (RGB) w/o Galley
 Phone Chargers (2), Bow
 Refrigerator, Cockpit
 Sof-Trac Mat (bow, cockpit)
 Sof-Trac Mat (head, cabin)
 Sof-Trac Mat (helm footrest)
 Stainless Steel Foot Tread (helm only)
 Teak Floor, Bow & Cockpit
 Teak Floor, Head & Cabin
 Throw Pillows, Weighted (10)
 Throw Pillows, Weighted (4)
 TV Smart 22", 12v (Cabin)
 Wireless Phone Chargers, w/Holder

Stereo

HK Plat Sound w/Transom & Hard Top Spkrs.
 Premium Sound w/Transom & Hard Top Spkrs.
 Satellite Radio System
 Stereo Remote, Transom (Std. Sound)

Structure, Safety, & Performance

Fire Extinguisher, Automatic System (w/Gen)
 Generator, 7.5K-110v
 Generator, 7.5K-220v
 Gyroscope, Seakeeper
 Shorepower, 220v
 Tool Kit
 Trim Tabs w/Indicators w/Autoglide
 Windlass, All Chain w/Anchor
 Windlass, All Chain w/Anchor & Chain Counter
 Windlass, Fresh Water Washdown