



COBALT BOATS
EXPERIENCE EXTRAORDINARY

2026

Only A Cobalt.

America's Boat-Building Experts.

There's really nothing quite like a Cobalt. Since its first day on the water over 57 years ago, only a Cobalt has inspired a sense of ownership synonymous with accomplishment. With a reputation earned over the years as America's boat-building experts, Cobalt's commitment to standard-setting performance and luxury continues to make it much more than just a purchase – it's a destination. From the moment you know you want one to the moment you finally own one, nothing should compromise your life's pursuit. Only a Cobalt – three words poised to define the next generation of boat owners

The best made boats in America. It's been said the best boat builders you can find anywhere is in the hometown communities of Cobalt. This is where you'll find real boat people. Passionate boat people who understand how hard their customers have worked to have the very best. Yes, you'll find them here, at the grass roots of this great country. Only here can be found the unique combination of innovation, craftsmanship, passion and values that can deliver on Cobalt's ever evolving commitment to be the absolute best boat in America.



COBALT BOATS
EXPERIENCE EXTRAORDINARY





A29

At the center of life's important moments.

Bringing the whole family together.

The much anticipated A29 takes A-Series luxury to a new level of innovation featuring the Splash & Stow® system, which eliminates the traditional way of transporting, deploying and retrieving of heavy-duty yacht-style inflatables. With features for everyone in the family, time on the water will be times they'll never forget.

The A-Series is Cobalt's ultimate luxury offering, and the A29 doesn't disappoint in this area. From the cockpit to the cabin to the bow lounges, the A29 includes unique appointments, leather steering wheel and LED overhead lighting – a combination designed to give any boater a day, or night, on the water to remember.

A captain-focused double-wide helm offers the Cobalt glass cockpit with dual 10" or optional 12" Garmin instrumentation, ergonomically positioned controls and a rich, custom-stitched console. Another innovative feature of the A29 is the optional hydraulic swim platform, which lowers well below the water's surface for easy entry or exit. It functions as the perfect home base for water-borne activity.

The A29 has every amenity and creature comfort on the market and then some. The day cabin features various head options and a hidden sink with faucet option. Other features include a wireless charging, port-side walkthrough floor plan, and much more – make the A29 without peer among runabout boats.

Bringing the whole family together on-board your A29 will always be remembered as one of life's important moments.

ASERIES



A29



At the center of life's important moments.

Bringing the whole family together.

SPECIFICATIONS

Length Overall w/Swim Platform	29' 0"	8.84 m
Beam	9' 0"	2.74 m
Interior Cockpit Width	94"	2.39 m
Deadrise at Transom	21°	21°
Fuel Capacity	121 gal.	458 L
Freshwater Capacity	18 gal.	68 L
Bridge Clearance w/o Bimini	60"	1.52m
Bridge Clearance w/Arch	94"	2.40 m
Bridge Clearance w/Hard Top	105"	2.67 m
Draft Drive Up	28"	.71 m
Draft Drive Down	38"	.97 m
Dry Weight (varies with options)	7,275 lbs.	3,300 kg
Boat Certified Capacity	Yacht Certified	
Boat Certified Capacity w/gear	Yacht Certified	

MONSOON STERNDRIVE POWER

6.2L DI 430 B3	430 hp	NULL
----------------	--------	------

VOLVO PENTA STERNDRIVE POWER

V8-380CE DP	380 hp	283 PkW
V8-430CE DP	430 hp	321 PkW

MERCUISER STERNDRIVE POWER

8.2 Mag ECT B3X DTS	380 hp	283 PkW
8.2 Mag HO ECT B3X DTS	430 hp	321 PkW







STANDARD EQUIPMENT

Dash and Instrumentation

Accessory Power Plugs/USB - 12 Volt
Composite Helm Eyebrow, Custom Stitching
Depth & Water Temp Gauge Pkg.
Glass Cockpit, Dual Garmin 8610
Hour Meter(s)
Stainless Steel Switches
Steering Wheel, Leather Color-Matched

Engine Options

DTS (Merc)
EVC (Volvo)

Exterior

Anchor Locker
Bow Scuff Plate, Stainless Steel
COBALT Lettering, Chrome Backlit
Extended Running Surface
Fender Clips w/Line (4)
Graphics, Molded-In Gelcoat
Midship Cleats
Motorbox Actuator
Ski Pylon - Stainless Steel
Stainless Top Trim Windshield
Swim Platform, Extended w/Swim Step
Transhield Shipping Cover
Transom Lighted Model Designator

Interior

Aft Sunpad w/Walk-Thru Transom
Bench Seat Storage
Bow Walk-Thru Door
Cockpit Seat, Stbd.
Dual Sundeck Convertible Lounger
Head w/Porta Potti
Helm Seat, Double-Wide
Ice Chest, portable 48 qt
Motorbox Sunpad w/Adj. Backrest
Passenger Seat Flip Backrest System
Ski Storage w/Protective Liner
Trash Receptacle, 28 gal

Stereo

Custom Acoustic Speaker Covers
iPod/USB/MP3 Port
Sound System, Bluetooth, w/6 Spkrs.
Speaker Covers, Arch (Platinum Sound)
Stereo Remote, Dash
Stereo Remote, Transom (Prem. Sound)

Structure, Safety, & Performance

10/5/3 Year Warranty Protection
10/5/3 Year Warranty Protection
Battery Switch, Dual w/ACR
Circuit Breaker Protected Elec System
Composite Floor
Composite Transom
Fiberglass Cockpit Liner
Fiberglass Stringer System
Fire Extinguisher, Automatic System
Fire Extinguisher(s), Manual
Ignition Safety Switch
Kevlar Reinforced Hull
Stainless Steel Windshield Braces
Through Prop Exhaust

OPTIONAL EQUIPMENT

Canvas

Bimini, Premium Easy-Fold
Bow Tonneau Cover
Cockpit Tonneau Cover
Mooring Cover
Shade Sail, Bow

Dash and Instrumentation

Glass Cockpit, Dual Garmin 8612
Wireless Phone Chgerr

Engine Options

Active Trim, Merc
Seacore (Merc)
Seacore (Monsoon)
TCC (Titanium Ceramic Coating)-Volvo
Tow Mode (Volvo EVC)

Exterior

Arch w/Hard Top
Arch w/Hard Top & Electric Awning
Arch, Alum, Folding w/Bimini
Arch, Elec Folding w/Bimini
Arch, Elec Folding w/Rotating Sunshade
Arch, Folding w/Rotating Sunshade
COBALT Lettering, Satin Black (exterior)
COBALT Lettering, Satin White (exterior)
Docking Lights-Stainless Steel
Flagpole w/Flag
Sof-Trac Mat, Swim Platform
Splash & Stow, Inflatable Mat
Swim Platform - Hydraulic w/Swim Step
Swim Platform Ladder
Swim Platform Transom Lighting
Teak Swim Platform
Transom Shower
Transom Tilt Switch
Underwater Lighting
Wakeboard Racks, Triton 2 (Roswell) na w/hardtop

Interior

Air Compressor w/Holder
Air Conditioning/Heating (Volvo only)
Bow Center Cushion Insert
Bow Table (additional)
Day Cabin Cushion Insert
Dinette Table w/Teak Accent

Dinette Table, Solid Teak
Floor Covering, Sea Grass
Galley, Cockpit w/Sink & Refrigerator
Gray Water System
Head w/Electric Porcelain Toilet
Head w/Electric Porcelain, Macerator
Head w/Pump Out Porta Potti
Helm Seat, Electric
Interior Wood Trim Pkg. (w/galley)
Interior Wood Trim Pkg. (w/seat)
LED Interior Accent Lighting (RGB)
Sink Console (head compartment)
Sof-Trac Mat, Cockpit
Stainless Steel Foot Tread (helm only)
Teak Floor Pkg. (Bow,Cockpit,Head)
Throw Pillows, Weighted (10)
Throw Pillows, Weighted (4)

Stereo

Plat Sound w/Transom & Arch Spkrs-2 pr.
Plat Sound w/Transom & Hardtop Spkrs.
Plat Sound w/Transom Spkrs.
Prem Sound w/Transom & Arch Spkrs-1 pr.
Prem Sound w/Transom & Hardtop Spkrs.
Prem Sound w/Transom Spkrs.
Satellite Radio System
Stereo Remote, Transom (Std. Sound)

Structure, Safety, & Performance

CE Requirements
Battery Maintainer/Charger, 110v
Battery Maintainer/Charger, 220v
Bow Thruster
Cruise Control-Zero Off
Rearview Mirror, PTM w/Custom Cover
Rearview Mirror, Roswell w/Custom Cover
Tool Kit
Trim Tabs w/Indicators, w/o Autoglide
Windlass, All Chain w/Anchor

*Coastal Edition enhancement

All specifications, standard and optional equipment are subject to change without notice.



COBALT

COBALT

CS22

Escape the Ordinary.

A Compact Haven of Luxury.

A luxurious escape that offers a way to disconnect from the chaotic pace of life and fully enjoy the beauty of your surroundings. Relaxing amidst materials that invite your touch and features inspired by function, you recognize that your Model CS22 is a smart way for your family to share the quality time that means so much in today's world.

Hand-crafted to a superior standard of quality, the new CS22 is filled with upscale amenities, starting with such exterior styling points as an eye-pleasing 'wave' body style-line and a new Obsidian windshield frame that's black with a hint of bright work on the side panels. A continuous rubrail and smart 'shoe box' deck-to-hull fitting allows for an integrated full beam width swim platform.

Whether you're a long-time boater or just starting to discover the possibilities of family time on the water, with the new CS22, Cobalt has crafted an immersive experience for reconnecting with nature, where being together is always the ultimate luxury.

CS*SERIES*



CS22



Escape the Ordinary.

A Compact Haven of Luxury.

SPECIFICATIONS

Length Overall w/Swim Platform	22' 5"	6.83 m
Beam	8' 6"	2.59 m
Deadrise at Transom	20°	20°
Fuel Capacity	52 gal.	197 L
Bridge Clearance w/o Bimini	49"	1.24m
Bridge Clearance w/ Bimini	83"	2.11 m
Bridge Clearance w/Arch	87"	2.21 m
Draft Drive Up	23"	.58 m
Draft Drive Down	35"	.89 m
Dry Weight (varies with options)	3943 lbs.	1789 kg
Boat Certified Capacity	12 persons	
Boat Certified Capacity w/gear	1695 lbs.	769 kg

MONSOON STERNDRIVE POWER

5.3L DI 350 B3	350 hp	261 PKW
----------------	--------	---------

VOLVO PENTA STERNDRIVE POWER

V6-250C-G DP	250 hp	149 PkW
V6-250C-G SX	250 hp	179 PkW
V6-280C-G DP	280 hp	209 PkW
V8-300C-G DP	300 hp	224 PkW
V8-300CE-G DP	300 hp	224 PkW
V8-350C-G DP	350 hp	261 PkW
V8-350CE-G DP	350 hp	261 PkW

MERCURISER STERNDRIVE POWER

4.5 L MPI ECT-250 Alpha	250 hp	186 PkW
4.5 L MPI ECT-250 B3 DTS	250 hp	186 PkW
6.2 L MPI ECT-300 B3 DTS	300 hp	224 PkW
6.2 L MPI ECT-350 B3 DTS	350 hp	261 PkW







STANDARD EQUIPMENT

Dash and Instrumentation

- U-Lounge Cockpit Seating Configuration
- Composite Helm Eyebrow, Custom Stitching
- Depth & Water Temp Gauge Pkg.
- Digital Hour Meter
- GPS, Garmin 743
- Premium Black/SS Steering Wheel
- Stainless Steel COBALT Emblem
- Stainless Steel Switches
- USB/USB-C/12v Receptacle/Charger

Exterior

- Aluminum Windshield, Obsidian
- Bow Scuff Plate, Stainless Steel
- Cleats, SS - Bow, Midship, Stern
- COBALT Lettering, SS
- Extended Running Surface Graphics, Molded-In Gelcoat
- Ski Tow Eye, Stainless Steel
- Swim Platform w/o Ladder
- Transhield Shipping Cover

Interior

- Bow Walk-Thru Door
- Helm Seat, Flip-Up
- Helm Seat, Manual (sliding)
- Seating Varadense Comfort
- Trash Receptacle

Stereo

- iPod/USB/MP3 Port
- Sound System, Bluetooth, w/6 Spkrs.
- Stereo Remote, Dash
- Stereo Remote, Transom (Prem/Plat. Sound)

Structure, Safety, & Performance

- 10/5/3 Year Warranty Protection
- Battery Switch, Single
- Circuit Breaker Protected Elec System
- Composite Floor
- Composite Seat Bases
- Composite Transom
- Drink Holders (16) - Bow, Cockpit, Swim Plat.
- Fiberglass Stringer System
- Fire Extinguisher, Automatic System
- Fire Extinguisher(s), Manual
- Ignition Safety Switch
- Kevlar Reinforced Hull
- Stainless Steel Windshield Braces
- Through Prop Exhaust

OPTIONAL EQUIPMENT

Canvas

- Bow Tonneau Cover
- Bimini Top
- Cockpit Tonneau Cover
- Mooring Cover
- Shade Sail, Bow

Dash and Instrumentation

- Wireless Phone Charger w/Holder
- XM Weather

Engine Options

- Active Trim, Merc (requires DTS)
- Anti-Corrosion System (Vol 200-300hp, Mer-Alpha)
- EVC (Volvo)
- Seacore (Merc)
- Seacore (Monsoon)
- TCC (Titanium Ceramic Coating)-Volvo
- Tow Mode (Volvo EVC)

Exterior

- Arch, Zenith Folding w/Bimini (w/RGB)
- Arch, Zenith Folding w/Bimini (w/o RGB)
- COBALT Lettering, Satin Black (exterior)
- COBALT Lettering, Satin White (exterior)
- Docking Lights-Stainless Steel
- Fender Clips w/Line (4)
- Flagpole w/Flag
- Sof-Trac Mat, Gunwales
- Sof-Trac Mat, Swim Platform (w/o step)
- Sof-Trac Mat, Swim Platform (w/step)
- Swim Platform Transom Lighting
- Swim Platform w/Flip-Down Step
- Transom Tilt Switch

Interior

- Aft Facing Rumble Seat
- Aft Walk-Thru/Sunpad Filler Cushion
- Air Compressor w/Holder
- Bow Cushion Insert (Fwd/Aft)
- Dinette Table w/cockpit receptacle
- Dinette Table, Solid Teak
- Floor Covering, Sea Grass
- Helm Seat, Electric
- LED Interior Accent Lighting (RGB)
- Sof-Trac Mat, Cockpit
- Throw Pillows, Weighted (10)
- Throw Pillows, Weighted (4)

Stereo

- Platinum Sound System
- Platinum Sound System w/Arch Spkrs.-1 pr.
- Prem Sound System w/Arch Spkrs-1 pr.
- Premium Sound System
- Satellite Radio System
- Stereo Remote, Transom (Std. Sound)

Structure, Safety, & Performance

- CE Requirements
- Battery Maintainer/Charger, 110v
- Battery Maintainer/Charger, 220v
- Battery Switch, Dual w/ACR (required)
- Cruise Control-Smart Tow (Merc DTS)
- Cruise Control-Zero Off
- Rearview Mirror, PTM w/Custom Cover
- Rearview Mirror, Roswell w/Custom Cover
- Tool Kit
- Trim Tabs w/Indicators w/o Autoglide



CS23

Where Family Memories Begin...

And Experiences Last A Lifetime.

When families start to build their own traditions and experiences, it seems the water holds a special appeal. And for families with a discerning eye, the Cobalt CS23 is the natural starting point.

From its hand-crafted Cobalt finishes to its many luxury features, the CS23 offers families the ideal way to transform an outing into a timeless adventure. Its 'wave' body style-line and new Obsidian windshield are eye-catching, and its eye-pleasing color combinations and integrated full beam width swim platform make it clear that good times are at hand.

Its 23' 5" LOA and 8' 6" beam offer ample room for people and their gear, and the CS23's many amenities make it clear that everyone will immediately feel right at home. At the helm, a single 7" Garmin display and gauges with LCDs manage your cruise, while a sound system rated at up to 2,400 Watts powers the fun. Cobalt firsts like Harman Kardon sound are joined by our popular folding tower; elegant Sof-Trac or Sea Grass floor coverings; and helpful features like a wireless phone charger, a bow shade sail and even a dinette table with cockpit mount.

With the CS23, you and your family can enjoy building a legacy in a luxury setting designed to last for generations.

CSSERIES



CS23



Where Memories Begin...

And Experiences Last A Lifetime.

SPECIFICATIONS

Length Overall w/Swim Platform	23' 5"	7.14 m
Beam	8' 6"	2.59 m
Deadrise at Transom	20°	20°
Fuel Capacity	60 gal.	227 L
Bridge Clearance w/o Bimini	53"	1.35 m
Bridge Clearance w/ Bimini	88"	2.24 m
Bridge Clearance w/Arch	91"	2.31 m
Draft Drive Up	24"	.61m
Draft Drive Down	37"	.94m
Dry Weight (varies with options)	4000 lbs.	1814 kg
Boat Certified Capacity	12 persons	
Boat Certified Capacity w/gear	1695 lbs.	768 kg

MONSOON STERNDRIVE POWER

5.3L DI 350 B3	350 hp	261 PKW
----------------	--------	---------

VOLVO PENTA STERNDRIVE POWER

V6-250C-G DP	250 hp	149 PkW
V6-250C-G SX	250 hp	179 PkW
V6-280C-G DP	280 hp	209 PkW
V8-300C-G DP	300 hp	224 PkW
V8-300CE-G DP	300 hp	224 PkW
V8-350C-G DP	350 hp	261 PkW
V8-350CE-G DP	350 hp	261 PkW
V8-380CE DP	380 hp	283 PkW

MERCURISER STERNDRIVE POWER

4.5 L MPI ECT-250 Alpha	250 hp	186 PkW
4.5 L MPI ECT-250 B3 DTS	250 hp	186 PkW
6.2 L MPI ECT-300 B3 DTS	300 hp	224 PkW
6.2 L MPI ECT-350 B3 DTS	350 hp	261 PkW







STANDARD EQUIPMENT

Dash and Instrumentation

Composite Helm Eyebrow, Custom Stitching
 Depth & Water Temp Gauge Pkg.
 Digital Hour Meter
 Etched Stainless Steel Instrument Panel
 GPS, Garmin 743
 Premium Black/SS Steering Wheel
 Stainless Steel COBALT Emblem
 Stainless Steel Switches
 USB/USB-C/12v Receptacle/Charger

Exterior

Aluminum Windshield, Obsidian
 Anchor Locker
 Bow Scuff Plate, Stainless Steel
 Cleats, SS - Bow, Midship, Stern
 COBALT Lettering, SS
 Extended Running Surface
 Graphics, Molded-In Gelcoat
 Ski Tow Eye, Stainless Steel
 Swim Platform w/o Ladder
 Transhield Shipping Cover

Interior

Cooler, Sof-Side (35L)
 Bow Walk-Thru Door
 Helm Seat, Flip-Up
 Helm Seat, Manual (sliding)
 Seating Varadense Comfort
 Trash Receptacle

Stereo

iPod/USB/MP3 Port
 Sound System, Bluetooth, w/6 Spkrs.
 Stereo Remote, Dash
 Stereo Remote, Transom (Prem. Sound)

Structure, Safety, & Performance

10/5/3 Year Warranty Protection
 Battery Switch, Single
 Circuit Breaker Protected Elec System
 Composite Floor
 Composite Seat Bases
 Composite Transom
 Drink Holders (16) - Bow, Cockpit, Swim Plat.
 Fiberglass Stringer System
 Fire Extinguisher, Automatic System
 Fire Extinguisher(s), Manual
 Ignition Safety Switch
 Kevlar Reinforced Hull
 Stainless Steel Windshield Braces
 Through Prop Exhaust

OPTIONAL EQUIPMENT

Canvas

Bimini Top
 Bow Tonneau Cover
 Cockpit Tonneau Cover
 Mooring Cover
 Shade Sail, Bow

Dash and Instrumentation

Wireless Phone Charger w/Holder
 XM Weather

Engine Options

Active Trim, Merc (requires DTS)
 Anti-Corrosion System (Vol 200-300hp, Mer-Alpha)
 EVC (Volvo)
 Seacore (Merc)
 Seacore (Monsoon)
 TCC (Titanium Ceramic Coating)-Volvo
 Tow Mode (Volvo EVC)

Exterior

Arch, Zenith Folding w/Bimini (w/RGB)
 Arch, Zenith Folding w/Bimini (w/o RGB)
 Board Rack Covers, PTM
 COBALT Lettering, Satin Black (exterior)
 COBALT Lettering, Satin White (exterior)
 Docking Lights-Stainless Steel
 Fender Clips w/Line (4)
 Flagpole w/Flag
 Sof-Trac Mat, Gunwales
 Sof-Trac Mat, Swim Platform (w/o step)
 Sof-Trac Mat, Swim Platform (w/step)
 Swim Platform Transom Lighting
 Swim Platform w/Flip-Down Step
 Transom Tilt Switch
 Underwater Lighting
 Wakeboard Racks, Elite (Alum)
 Wakeboard Racks, PTM ClampForce 3.0
 Wakeboard Racks, Triton 2 (Roswell)

Interior

Aft Facing Rumble Seat
 Aft Walk-Thru/Sunpad Filler Cushion
 Air Compressor w/Holder
 Bow Cushion Insert (Fwd/Aft)
 Cockpit Heater
 Dinette Table w/cockpit receptacle
 Dinette Table, Solid Teak
 Floor Covering, Sea Grass
 Helm Seat, Electric
 LED Interior Accent Lighting (RGB)
 Sof-Trac Mat, Cockpit
 Throw Pillows, Weighted (10)
 Throw Pillows, Weighted (4)

Stereo

Platinum Sound System
 Platinum Sound System w/Arch Spkrs.-1 pr.
 Prem Sound System w/Arch Spkrs-1 pr.
 Premium Sound System
 Satellite Radio System
 Stereo Remote, Transom (Std. Sound)

Structure, Safety, & Performance

CE Requirements
 Battery Maintainer/Charger, 110v
 Battery Maintainer/Charger, 220v
 Battery Switch, Dual w/ACR (required)
 Cruise Control-Smart Tow (Merc DTS)
 Cruise Control-Zero Off
 Rearview Mirror, PTM w/Custom Cover
 Rearview Mirror, Roswell w/Custom Cover
 Tool Kit
 Trim Tabs w/Indicators w/o Autoglide



R4

R4

Cobalt R4

The next great ride.

The R4 Sterndrive is a family-sized sport runabout incorporating sleek lines, clean handling, excellent performance and a range of luxury appointments. Developed to meet the typical needs of day-boater families, the R4 Sterndrive incorporates Cobalt's most popular drive-train system and boasts the classic Cobalt interior configuration and rear swim platform. Power comes from either a standard 300-hp Volvo engine or an array of Volvo and Mercruiser options that can generate up to 430 hp.

Options are plentiful, from engine, cockpit and audio system upgrades to active trim, satellite radio, a removable cooler, LED interior lighting, a dinette table, air compressor, sea grass and Soft-Trac floor covering, an electric helm seat and an array of aluminum towers, covers, wake-board racks and shades – even a transom shower. Other convenience options include a folding tower with fore and aft Bimini, electrically powered tower actuators and a rotating sunshade.

The R4 Sterndrive features a 24' 3" LOA and an 8' 6" beam, with a dry weight of 5,530 lb. It can accommodate up to 13 passengers and 2,100 lb. of total weight, and it elevates the boating experience with Cobalt's trademark combination of performance, comfort, reliability and luxury appointments.

RSERIES



COBALT BOATS

R4



Cobalt R4

The next great ride.

SPECIFICATIONS

Length Overall w/Swim Platform	24' 3"	7.39 m
Beam	8' 6"	2.59 m
Fuel Capacity	50 gal.	189 L
Bridge Clearance w/o Bimini	58"	1.47 m
Bridge Clearance w/Arch	97"	2.46 m
Draft Drive Up	19"	0.48 m
Draft Drive Down	36"	0.91 m
Dry Weight (varies with options)	5290 lbs.	2399 kg
Boat Certified Capacity w/gear	2100 lbs.	953 kg
Boat Certified Capacity	13 persons	

MONSOON STERNDRIVE POWER

5.3L DI 350 B3	350 hp	261 PKW
6.2L DI 430 B3	430 hp	321 PKW


VOLVO PENTA STERNDRIVE POWER

V8-300CE-G DP	300 hp	221 PKW
V8-350CE-G DP	350 hp	261 Pkw
V8-380CE DP	380 hp	283 PkW
V8-430CE DP	430 hp	321 PKW

MERCURISER STERNDRIVE POWER

6.2 L MPI ECT-300 B3 DTS	300 hp	221 PKW
6.2 L MPI ECT-350 B3 DTS	350 hp	261 PKW
8.2 Mag ECT B3X DTS	380 hp	283 PkW
8.2 Mag HO ECT B3X DTS	430 hp	321 PKW







STANDARD EQUIPMENT

Dash and Instrumentation

Accessory Power Plug - 12 Volt (dual)
 Composite Helm Eyebrow, Custom Stitching
 Depth & Water Temp Pkg.
 Glass Cockpit, Dual Garmin 743
 Gloss Black Dash Console
 Hour Meter(s)
 Illuminated Switch Panel/Switches
 Stainless Steel Switches
 Steering Wheel, Black Leather/Stainless Steel

Engine Options

DTS (Merc)
 EVC w/PTA & Cruise (Volvo)

Exterior

Anchor Locker
 Bow Scuff Plate, Stainless Steel
 Graphics, Molded-In Gelcoat
 Midship Cleats
 Ski Pylon - Stainless Steel
 SS Tubular Platform Perimeter Rail
 Stainless Steel Engine Vents
 Swim Platform w/Flip-Down Swim Step
 Transhield Shipping Cover
 Windshield, Obsidian w/SS Accents

Interior

Aft Sunpad Backrest SS Accent Rail
 Bow Walk-Thru Door
 Dash Storage Pocket
 Del Mar Helm Capt. Chair
 Ice Chest, Molded-In
 Passenger Seat Flip Backrest System
 Seating Varadense Comfort
 Sundeck Convertible Lounger, 3 position
 Trash Receptacle, 3.5 gal

Stereo

iPod/USB/MP3 Port
 Sound System, Bluetooth, w/6 Spkrs.
 Speaker Covers, Arch (Platinum Sound)
 Stereo Remote, Dash

Structure, Safety, & Performance

10/5/3 Year Warranty Protection
 Battery Switch, Dual w/ACR
 Circuit Breaker Protected Elec System
 Composite Floor
 Composite Transom
 Fiberglass Cockpit Liner
 Fiberglass Stringer System
 Fire Extinguisher, Automatic System
 Fire Extinguisher(s), Manual
 Ignition Safety Switch
 Kevlar Reinforced Hull
 Stainless Steel Windshield Braces
 Through Prop Exhaust

OPTIONAL EQUIPMENT

Canvas

Bimini, Premium
 Bimini, Premium Easy-Fold
 Bow Tonneau Cover
 Cockpit Tonneau Cover
 Mooring Cover
 Shade Sail, Aft (req. Arch w/Sunshade)
 Shade Sail, Bow
 Shade Sail, Bow

Dash and Instrumentation

Glass Cockpit, Dual Garmin 743 XSV
 Glass Cockpit, Dual Garmin 8610
 Glass Cockpit, Dual Garmin 8610 XSV
 Steering Wheel, Leather Color-Matched
 Wireless Phone Charger, w/Holder
 XM Weather

Engine Options

Active Trim, Merc
 Anti-Corrosion System (Vol 300hp)
 Seacore (Merc)
 Seacore (Monsoon)
 TCC (Titanium Ceramic Coating)-Volvo
 Tow Mode (Volvo EVC)

Exterior

Arch Elec, Alum Folding w/Bimini
 Arch, Alum, Folding w/Bimini
 Arch, Elec Folding w/Rotating Sunshade
 Arch, Folding w/Rotating Sunshade
 Board Rack Covers, PTM
 Camera, Rear Facing
 COBALT Lettering, Satin Black (exterior)
 COBALT Lettering, Satin White (exterior)
 Docking Lights-Stainless Steel
 E-Step Electric Swim Step
 Fender Clips w/Line (4)
 Flaggpole w/Flag
 Model Designator, LED, Transom
 Motorbox Actuator
 Sof-Trac Mat, Gunwales
 Sof-Trac Mat, Swim Platform w/Flip-Down Swim Step
 Swim Platform Transom Lighting

Transom Shower
 Transom Tilt Switch
 Underwater Lighting, RGB
 Wakeboard Racks, Elite (Alum)
 Wakeboard Racks, PTM ClampForce 3.0
 Wakeboard Racks, Triton 2 (Roswell)

Interior

Aft Facing Rumble Seat
 Air Compressor w/Holder
 Bow Filler Cushions
 Cockpit Heater w/Pull-Out Vent
 Dinette Table w/Teak Accent
 Dinette Table, Solid Teak
 Floor Covering, Sea Grass
 Helm Seat, Electric
 LED Interior Accent Lighting (RGB)
 Sof-Trac Mat, Cockpit
 Stainless Steel Foot Tread (helm only)
 Storage Compartment Lighting
 Throw Pillows, Weighted (10)
 Throw Pillows, Weighted (4)
 Wood Interior Accent Pkg.

Stereo

Plat Sound w/Transom & Arch Spkrs-2 pr.
 Plat Sound w/Transom Spkrs.
 Prem Sound w/Transom & Arch Spkrs-1 pr.
 Prem Sound w/Transom Spkrs.
 Satellite Radio System
 Stereo Remote, Transom (Std. Sound)

Structure, Safety, & Performance

CE Requirements
 Battery Maintainer/Charger, 110v
 Battery Maintainer/Charger, 220v
 Cruise Control-Smart Tow (Merc)
 Cruise Control-Zero Off (Vol)
 Rearview Mirror, PTM w/Custom Cover
 Rearview Mirror, Roswell w/Custom Cover
 Tool Kit
 Trim Tabs w/Indicators, w/o Autoglide
 Windlass, All Chain w/Anchor



COBALT

R6

R6

Sleek, sporty and luxurious.

You really can have it all.

The R6 represents the next generation of R-Series boats from Cobalt. The perfect combination of unbridled excitement and true elegance.

The Cobalt R-Series has always pushed boating forward in unexpected ways, ranging from a comfortable, efficient and stylish interior layout to sleek exterior lines. The 25' 9" R6 sports many features including increased storage for water sports gear, larger Cobalt Glass Cockpit touchscreens, a transom-mounted camera, and a built-in security locator function.

With an interior beam measuring wider than most competitive runabouts, the R6 offers a roomy, expansive interior. Add the wrap-around yacht style seating, and there's plenty of room for passengers and their things. Plus, the double-stitched upholstery now offers new cool-to-touch Fresco Chil vinyl on the darker colors, that provide surface temperature reductions of up to 20° on sunny days.

These features, and many more, like several foldable tower options, an innovative high-dock safety step, and a self-bailing cockpit make the R6 truly the next generation bowrider!

RSERIES



COBALT BOATS

R6



Sleek, sporty and luxurious.

You really can have it all.

SPECIFICATIONS

Length Overall w/Swim Platform	25' 9"	7.85 m
Beam	8' 6"	2.59 m
Interior Cockpit Width	95"	2.41 m
Fuel Capacity	60 gal.	227 L
Freshwater Capacity	10 gal.	38 L
Bridge Clearance w/o Bimini	61"	1.55 m
Bridge Clearance w/Arch	100"	2.54 m
Draft Drive Up	19"	0.48 m
Draft Drive Down	35.5"	0.90 m
Dry Weight (varies with options)	5800 lbs.	2631 kg
Boat Certified Capacity w/gear	2300 lbs.	1043 kg
Boat Certified Capacity	14 persons	

MONSOON STERNDRIVE POWER

5.3L DI 350 B3	350 hp	261 PKW
6.2L DI 430 B3	430 hp	321 PKW

VOLVO PENTA STERNDRIVE POWER

V8-300CE-G DP	300 hp	221 PKW
V8-350CE-G DP	350 hp	261 PKW
V8-380CE DP	380 hp	283 PKW
V8-430CE DP	430 hp	321 PKW

MERCURISER STERNDRIVE POWER

V8-300CE-G DP	300 hp	221 PKW
V8-350CE-G DP	350 hp	261 PKW
V8-380CE DP	380 hp	283 PKW
V8-430CE DP	430 hp	321 PKW



COBALT BOATS

R6





STANDARD EQUIPMENT

Dash and Instrumentation

- Accessory Power Plug - 12 Volt (dual)
- Composite Helm Eyebrow, Custom Stitching
- Depth & Water Temp Pkg.
- Glass Cockpit, Dual Garmin 743
- Gloss Black Dash Console
- Hour Meter(s)
- Illuminated Switch Panel/Switches
- Stainless Steel Switches
- Steering Wheel, Black Leather/Stainless Steel

Engine Options

- DTS (Merc)
- EVC w/PTA & Cruise (Volvo)

Exterior

- Anchor Locker
- Bow Scuff Plate, Stainless Steel
- Fender Clips w/Line (4)
- Graphics, Molded-In Gelcoat
- Midship Cleats
- Model Designator, LED, Transom
- Ski Pylon - Stainless Steel
- SS Tubular Platform Perimeter Rail
- Stainless Steel Engine Vents
- Swim Platform w/Flip-Down Swim Step
- Transhield Shipping Cover
- Windshield, Obsidian w/SS Accents

Interior

- Aft Facing Rumble Seat
- Aft Sunpad Backrest SS Accent Rail
- Bow Walk-Thru Door
- Cooler, Removable Hard-Side (36 qt.)
- Dash Storage Pocket
- Del Mar Helm Capt. Chair
- Head w/Porta Potti
- Passenger Seat Flip Backrest System
- Seating Varadense Comfort
- Sundeck Convertible Lounger
- Trash Receptacle, 3.5 gal

Stereo

- iPod/USB/MP3 Port
- Sound System, Bluetooth, w/6 Spkrs.
- Speaker Covers, Arch (Platinum Sound)
- Stereo Remote, Dash

Structure, Safety, & Performance

- 10/5/3 Year Warranty Protection
- Battery Switch, Dual w/ACR
- Circuit Breaker Protected Elec System
- Composite Floor
- Composite Transom
- Fiberglass Cockpit Liner
- Fiberglass Stringer System
- Fire Extinguisher, Automatic System
- Fire Extinguisher(s), Manual
- Ignition Safety Switch
- Kevlar Reinforced Hull
- Stainless Steel Windshield Braces
- Through Prop Exhaust

OPTIONAL EQUIPMENT

Canvas

- Bimini, Premium
- Bimini, Premium Easy-Fold
- Bow Tonneau Cover
- Cockpit Tonneau Cover
- Mooring Cover
- Shade Sail, Aft (req. Arch w/Sunshade)
- Shade Sail, Bow

Dash and Instrumentation

- Glass Cockpit, Dual Garmin 743 XSV
- Glass Cockpit, Dual Garmin 8610
- Glass Cockpit, Dual Garmin 8610 XSV
- Steering Wheel, Leather Color-Matched
- Wireless Phone Charger, w/Holder
- XM Weather

Engine Options

- Active Trim, Merc
- Anti-Corrosion System (Vol 300hp)
- Seacore (Merc)
- Seacore (Monsoon)
- TCC (Titanium Ceramic Coating)-Volvo
- Tow Mode (Volvo EVC)

Exterior

- Arch Elec, Alum Folding w/Bimini
- Arch, Alum, Folding w/Bimini
- Arch, Elec Folding w/Rotating Sunshade
- Arch, Folding w/Rotating Sunshade
- Board Rack Covers, PTM
- Camera, Rear Facing
- COBALT Lettering, Satin Black (exterior)
- COBALT Lettering, Satin White (exterior)
- Docking Lights-Stainless Steel
- E-Step Electric Swim Step
- Flagpole w/Flag
- Motorbox Actuator
- Portal Light (1 in Head Compartment)
- Sof-Trac Mat, Gunwales
- Sof-Trac Mat, Swim Platform w/Flip-Down Swim Step
- Swim Platform Transom Lighting
- Transom Shower
- Transom Tilt Switch
- Underwater Lighting, RGB

- Wakeboard Racks, Elite (Alum)
- Wakeboard Racks, PTM ClampForce 3.0
- Wakeboard Racks, Triton 2 (Roswell)

Interior

- Air Compressor w/Holder
- Bow Filler Cushions
- Cockpit Heater w/Pull-Out Vent
- Dinette Table w/Teak Accent
- Dinette Table, Solid Teak
- Floor Covering, Sea Grass
- Gray Water System
- Head w/Electric Porcelain Toilet
- Head w/Electric Porcelain, Macerator
- Head w/Pump Out Porta Potti
- Head w/Pump Out Porta-Potti, Macerator
- Helm Seat, Electric
- LED Interior Accent Lighting (RGB)
- Sink Console (head compartment)
- Sof-Trac Mat, Cockpit
- Stainless Steel Foot Tread (helm only)
- Storage Compartment Lighting
- Throw Pillows, Weighted (10)
- Throw Pillows, Weighted (4)
- Wood Interior Accent Pkg.

Stereo

- Plat Sound w/Transom & Arch Spkrs-2 pr.
- Plat Sound w/Transom Spkrs.
- Prem Sound w/Transom & Arch Spkrs-1 pr.
- Prem Sound w/Transom Spkrs.
- Satellite Radio System
- Stereo Remote, Transom (Std. Sound)

Structure, Safety, & Performance

- CE Requirements
- Battery Maintainer/Charger, 110v
- Battery Maintainer/Charger, 220v
- Cruise Control-Smart Tow (Merc DTS)
- Cruise Control-Zero Off
- Rearview Mirror, PTM w/Custom Cover
- Rearview Mirror, Roswell w/Custom Cover
- Tool Kit
- Trim Tabs w/Indicators, w/o Autoglide
- Windlass, All Chain w/Anchor



COBALT

R8

R8

Room for more of everything.

Step up to the next generation.

There's no better way to spend family time than on the water, and there's no better family boat on the water than the Cobalt R8, the newest of the R Series. But what really makes the R8 stand out is the added size. But we didn't just make it longer...we totally rethought and redesigned every aspect of the R8 resulting in a deeper cockpit and more freeboard, a roomy, expansive interior, with both bow and cockpit larger both fore to aft, giving extra comfort for passengers and plenty of room for their things.

The R8 also continues the Cobalt tradition of innovation, including the patent-pending E-Step – an optional electric version of the very popular swim step, which lowers, at the touch of a button, well below the water's surface for easy entry or exit. Either swim step version, manual or electric, functions as the perfect launching pad for water sports activity, or just a great place to hang out and chill.

Performance, luxury, comfort, innovation and room for more of everything...step up to the next generation R8...a little something for everyone.

RSERIES



COBALT BOATS

R8



Room for more of everything.

Step up to the next generation.

SPECIFICATIONS

Length Overall w/Swim Platform	27' 10"	8.48 m
Beam	8' 6"	2.59 m
Fuel Capacity	80 gal.	302 L
Freshwater Capacity	10 gal.	38 L
Bridge Clearance w/o Bimini	62"	1.57 m
Bridge Clearance w/Arch	102"	2.59 m
Draft Drive Up	18"	0.46 m
Draft Drive Down	35"	0.89 m
Dry Weight (varies with options)	6400 lbs.	2903 kg
Boat Certified Capacity	Yacht Certified	
Boat Certified Capacity w/gear	Yacht Certified	

MONSOON STERNDRIVE POWER

5.3L DI 350 B3	350 hp	261 PkW
6.2L DI 430 B3	430 hp	321 PkW

VOLVO PENTA STERNDRIVE POWER

V8-350CE-G DP	350 hp	261 PkW
V8-380CE DP	380 hp	283 PkW
V8-430CE DP	430 hp	321 PkW

MERCURISER STERNDRIVE POWER

6.2 L MPI ECT-350 B3 DTS	350 hp	261 PkW
8.2 Mag ECT B3X DTS	380 hp	283 PkW
8.2 Mag HO ECT B3X DTS	430 hp	321 PkW







STANDARD EQUIPMENT

Dash and Instrumentation

- Accessory Power Plug - 12 Volt (dual)
- Composite Helm Eyebrow, Custom Stitching
- Depth & Water Temp Pkg.
- Glass Cockpit, Dual Garmin 743
- Gloss Black Dash Console
- Hour Meter(s)
- Illuminated Switch Panel/Switches
- Stainless Steel Switches
- Steering Wheel, Black Leather/Stainless Steel

Engine Options

- DTS (Merc)
- EVC w/PTA & Cruise (Volvo)

Exterior

- Anchor Locker
- Bow Scuff Plate, Stainless Steel
- Fender Clips w/Line (4)
- Graphics, Molded-In Gelcoat
- Midship Cleats
- Model Designator, LED, Transom
- Ski Pylon - Stainless Steel
- SS Tubular Platform Perimeter Rail
- Stainless Steel Engine Vents
- Swim Platform w/Flip-Down Swim Step
- Transhield Shipping Cover
- Windshield, Obsidian w/SS Accents

Interior

- Aft Facing Rumble Seat
- Aft Sunpad Backrest SS Accent Rail
- Bow Walk-Thru Door
- Cooler, Removable Hard-Side (36 qt.)
- Dash Storage Pocket
- Del Mar Helm Capt. Chair
- Head w/Porta Potti
- Passenger Seat Flip Backrest System
- Seating Varadense Comfort
- Sundeck Convertible Lounger
- Trash Receptacle, 3.5 gal

Stereo

- iPod/USB/MP3 Port
- Sound System, Bluetooth, w/6 Spkrs.
- Speaker Covers, Arch (Platinum Sound)
- Stereo Remote, Dash

Structure, Safety, & Performance

- 10/5/3 Year Warranty Protection
- Battery Switch, Dual w/ACR
- Circuit Breaker Protected Elec System
- Composite Floor
- Composite Transom
- Fiberglass Cockpit Liner
- Fiberglass Stringer System
- Fire Extinguisher, Automatic System
- Fire Extinguisher(s), Manual
- Ignition Safety Switch
- Kevlar Reinforced Hull
- Stainless Steel Windshield Braces
- Through Prop Exhaust

OPTIONAL EQUIPMENT

Canvas

- Bimini, Premium
- Bimini, Premium Easy-Fold
- Bow Tonneau Cover
- Cockpit Tonneau Cover
- Mooring Cover
- Shade Sail, Aft (req. Arch w/Sunshade)
- Shade Sail, Bow

Dash and Instrumentation

- Glass Cockpit, Dual Garmin 743 XSV
- Glass Cockpit, Dual Garmin 8610
- Glass Cockpit, Dual Garmin 8610 XSV
- Steering Wheel, Leather Color-Matched
- Wireless Phone Charger, w/Holder
- XM Weather

Engine Options

- Active Trim, Merc
- Seacore (Merc)
- Seacore (Monsoon)
- TCC (Titanium Ceramic Coating)-Volvo
- Tow Mode (Volvo EVC)

Exterior

- Arch Elec, Alum Folding w/Bimini
- Arch, Alum, Folding w/Bimini
- Arch, Elec Folding w/Rotating Sunshade
- Arch, Folding w/Rotating Sunshade
- Board Rack Covers, PTM
- Camera, Rear Facing
- COBALT Lettering, Satin Black (exterior)
- COBALT Lettering, Satin White (exterior)
- Docking Lights-Stainless Steel
- E-Step Electric Swim Step
- Flagpole w/Flag
- Motorbox Actuator
- Portal Light (1 in Head Compartment)
- Sof-Trac Mat, Gunwales
- Sof-Trac Mat, Swim Platform w/Flip-Down Swim Step
- Swim Platform Transom Lighting
- Transom Shower
- Transom Tilt Switch
- Underwater Lighting, RGB
- Wakeboard Racks, Elite (Alum)
- Wakeboard Racks, PTM ClampForce 3.0
- Wakeboard Racks, Triton 2 (Roswell)

Interior

- Air Compressor w/Holder
- Bow Filler Cushions
- Cockpit Heater w/Pull-Out Vent
- Dinette Table w/Teak Accent
- Dinette Table, Solid Teak
- Floor Covering, Sea Grass
- Galley w/Sink
- Gray Water System
- Head w/Electric Porcelain Toilet
- Head w/Electric Porcelain, Macerator
- Head w/Pump Out Porta Potti
- Head w/Pump Out Porta-Potti, Macerator
- Helm Seat, Electric
- LED Interior Accent Lighting (RGB)
- Sink Console (head compartment)
- Sof-Trac Mat, Cockpit
- Stainless Steel Foot Tread (helm only)
- Step, Cockpit Entry
- Storage Compartment Lighting
- Throw Pillows, Weighted (10)
- Throw Pillows, Weighted (4)
- Wood Interior Accent Pkg.

Stereo

- Plat Sound w/Transom & Arch Spkrs-2 pr.
- Plat Sound w/Transom Spkrs.
- Prem Sound w/Transom & Arch Spkrs-1 pr.
- Prem Sound w/Transom Spkrs.
- Satellite Radio System
- Stereo Remote, Transom (Std. Sound)

Structure, Safety, & Performance

- CE Requirements
- Battery Maintainer/Charger, 110v
- Battery Maintainer/Charger, 220v
- Cruise Control-Smart Tow (Merc DTS)
- Cruise Control-Zero Off
- Rearview Mirror, PTM w/Custom Cover
- Rearview Mirror, Roswell w/Custom Cover
- Tool Kit
- Trim Tabs w/Indicators, w/o Autoglide
- Windlass, All Chain w/Anchor



COBALT

R31

The perfect way to enjoy a weekend.

On the water with family and friends.

An ideal choice for family boating, Cobalt's new Model R31 sterndrive is a 'just-right' sized day boat that also offers style, ample interior room and a full complement of luxury features. With its 31' 5" LOA and 9' 10" beam, the R31 delivers smooth handling, impressive performance, luxury amenities and the comfort of Cobalt's legendary ride.

The R31's sleek lines and contemporary design reveal a deep cockpit and greater freeboard for a more spacious interior and larger bow and cockpit areas. Standard features include dual touchscreen Garmin displays, digital switches, joystick controls for effortless maneuvering, a wealth of cup holders, a side-entry step, a below-deck head, a swim platform with flip-down step and a six-speaker audio system.

Options include a variety of audio upgrades, including a Harman Kardon "Platinum Audio" package – a 14-speaker, 4,000-watt system acoustically tuned to your boat – along with a bow-and-head-accessible watersports closet, programmable RGB LED lighting, a hydraulic swim platform upgrade, a hardtop soundbar, and a food-prep galley with a refrigerator drawer and pull-out walnut charcuterie board.

Other available operational features include a SeaKeeper gyroscopic stabilization system, Cobalt's patented Splash & Stow inflatables management system, up to five wireless phone chargers, hull side windows, multiple tower styles and even a rear-view camera.



R31



The perfect way to enjoy a weekend.

On the water with family and friends.

SPECIFICATIONS

Length Overall w/Swim Platform	31' 5"	9.58 m
Beam	9' 10"	2.99 m
Deadrise at Transom	21°	21°
Fuel Capacity	160 gal	606 L
Freshwater Capacity	18 gal	68 L
Bridge Clearance (windshield only)	5' 4"	1.63 m
Bridge Clearance w/ Hardtop	9' 1"	2.77 m
Draft Drive Up, Twin Eng.	26"	.66 m
Draft Drive Down, Twin Eng.	44"	1.12 m
Dry Weight, w/Twin Engines (options not included)	9500 lbs	4309 kg
Boat Certified Capacity	Yacht Certified	
Boat Certified Capacity w/gear	Yacht Certified	

VOLVO PENTA STERNDRIVE POWER

Twin V8-300CE-G DP Joystick	300 hp	221 PkW
Twin V8-350CE-G DP Joystick	350 hp	261 PkW
Twin V8-380CE DP Joystick	380 hp	283 PkW
Twin V8-430CE DP Joystick	430 hp	321 PkW

MERCURISER STERNDRIVE POWER

Twin 6.2 L MPI ECT-300 B3 DTS Axis	300 hp	221 PkW
Twin 6.2 L MPI ECT-350 B3 DTS Axis	350 hp	261 PkW
Twin 8.2 Mag ECT B3X DTS Axis	380 hp	283 PkW
Twin 8.2 Mag HO ECT B3X DTS Axis	430 hp	321 PkW



COBALT BOATS

R31





STANDARD EQUIPMENT

Dash and Instrumentation

Compass, Digital
 Composite Helm Eyebrow, Custom Stitching
 Depth & Water Temp Gauge Pkg.
 Digital Switching
 Glass Cockpit, Dual Garmin 9 inch Displays
 Hour Meters, Digital
 Stainless Steel Switches
 Steering Wheel, Black Leather/Stainless Steel
 USB/USB-C Receptacle Charger

Engine Options

DTS (Merc)
 EVC w/PTA & Cruise (Volvo)
 Trip Computer (Volvo EVC)

Exterior

Anchor Locker
 Bow Scuff Plate, Stainless Steel
 Cleats (Bow, Midship, Stern)
 COBALT Lettering, Chrome Backlit
 Cockpit Entry Step
 Extended Running Surface
 Graphics, Molded-In Gelcoat
 Motorbox Actuator
 Ski Tow - Stainless Steel
 Stainless Steel Engine Vents
 Swim Platform w/Flip-Down Swim Step
 Transhield Shipping Cover
 Windshield, Black Frame

Interior

Bench Seat Storage
 Bow Walk-Thru Door
 Cooler, 36 qt. (cockpit seat only)
 Dual Sundeck Convertible Lounger
 Head w/Pump Out Porta Potti
 Helm Seat, Extra Wide
 Ice Chest, Bow
 Seating Varadense Comfort
 Sink Console (head compartment)
 Trash Receptacle

Stereo

iPod/USB/MP3 Port
 Sound System w/6 Spkrs.
 Stereo Remote, Dash
 Stereo Remote, Transom (Prem/Plat Sound)

Structure, Safety, & Performance

10/5/3 Year Warranty Protection
 Battery Switch, Dual w/ACR
 Circuit Breaker Protected Elec System
 Composite Floor
 Composite Seat Bases
 Composite Transom
 Fiberglass Cockpit Liner
 Fiberglass Stringer System
 Fire Extinguisher, Automatic System
 Fire Extinguisher(s), Manual
 Ignition Safety Switch
 Kevlar Reinforced Hull
 Stainless Steel Windshield Braces
 Through Prop Exhaust

OPTIONAL EQUIPMENT

Canvas

Bimini, Premium Easy-Fold
 Bow Tonneau Cover
 Cockpit Tonneau Cover
 Mooring Cover
 Shade Sail, Aft (req. Hard Top)
 Shade Sail, Bow

Dash and Instrumentation

Flir Vision Camera (w/Garmin Radar) Glass
 Cockpit, Dual Garmin 12 inch Displays
 Radar, Garmin Fantom 18"
 Steering Wheel, Leather Color-Matched
 VHF Radio
 XM Weather

Engine Options

Anti-Corrosion System (Vol 300hp)
 Seacore (Merc)
 TCC (Titanium Ceramic Coating)-Volvo
 VOL Total Control Pkg (Autopilot & DPS)

Exterior

Aft Walk-Thru Gate
 Arch w/Hard Top
 Arch w/Hard Top/Electric Awning
 Arch w/Sunshade
 Board Rack Covers, PTM
 Camera, Rear Facing (req. Hardtop)
 COBALT Lettering, Satin Black (exterior)
 COBALT Lettering, Satin White (exterior)
 Fender Clips w/Line (6) w/Storage
 Flagpole w/Flag
 Sof-Trac Mat, Swim Platform
 Splash & Stow, Inflatable Island
 Splash & Stow, Inflatable Mat
 Swim Platform Hydraulic w/Flip-Down Step
 Swim Platform Transom Lighting
 Teak Swim Platform
 Transom Shower (cold water)
 Transom Tilt Switches (twin)
 Underwater Lighting
 Wakeboard Racks, PTM ClampForce 3.0
 Wakeboard Racks, T2 (Roswell) w/clamps
 Windows, Hull Side

Interior

Air Compressor w/Holder
 Air Compressor w/Holder
 Air Conditioning (Head/Helm)
 Bow Center Cushion Insert
 Bow Table (additional)
 Closet-Watersports (Head Compartment)
 Cockpit Heater
 Convenience Package
 Dinette Table w/Bow & Cockpit Receptacle
 Dinette Table, Solid Teak
 Floor Covering, Sea Grass (bow, cockpit)
 Floor Covering, Sea Grass (head)
 Floor Covering, Sea Grass (helm footrest)
 Footrest, Helm (Fold-Down)
 Gray Water System

Head, Vac (Thetford)
 Head, Vac (Thetford) w/Macerator
 Helm Seat, Electric
 Helm Watch, Passenger
 Interior Trim Pkg., Wood
 LED Interior Accent Lighting (RGB) w/Hardtop
 LED Interior Accent Lighting (RGB) w/o Hardtop
 Phone Chargers, Bow (2)
 Snack Stand w/Prep Galley & Refrigerator
 Sof-Trac Mat (bow, cockpit)
 Sof-Trac Mat (head)
 Sof-Trac Mat (helm footrest)
 Sof-Trac Mat (watersports closet)
 Stainless Steel Foot Tread (helm only)
 Teak Floor, Bow & Cockpit
 Teak Floor, Head
 Throw Pillows, Weighted (10)
 Throw Pillows, Weighted (4)
 Wireless Phone Chargers, w/Holder

Stereo

HK Plat Sound w/Transom Spkrs.
 HK Plat Sound w/Transom Spkrs.-Hard Top
 HK Sound w/Transom & Arch Spkrs-2 pr. (Sunshade)
 HK Sound w/Transom & Sandbar Arch Spkrs (Hardtop)
 Prem Sound w/Transom & Arch Spkrs-1 pr.
 Prem Sound w/Transom Spkrs.
 Premium Sound w/Transom Spkrs.-Hard Top
 Satellite Radio System
 Stereo Remote, Transom (Std. Sound)

Structure, Safety, & Performance

Gyroscope, Seakeeper 1
 Battery Maintainer/Charger, 110v
 Battery Maintainer/Charger, 220v
 Rearview Mirror, Roswell w/Custom Cover
 Tool Kit
 Trim Tabs w/Indicators w/Autoglide
 Trim Tabs w/Indicators w/o Autoglide
 Windlass w/Docking Lights System



 COBALT

R33

Your boat is elegantly classy, Mr. Bond.

The new standard for wish fulfillment.

If you're ready to experience a more sophisticated example of day-boat luxury, size, comfort and, especially, performance, take a look at the R33 runabout.

The R33 Sterndrive excels in every aspect, with its sleek lines, agile handling and numerous amenities. Ideally suited for boating with family and friends – many friends, if you'd like – the yacht-certified R33 is spacious, of course, but was also designed to thrill and awe.

The Cobalt R33 performs as beautifully as it looks – and provides a truly exhilarating experience. It's outfitted with twin 430hp engines offering a maximum, effortlessly producing top speeds in the mid-50s.


This is nothing short of remarkable, given that you and your passengers can be cosseted with such luxury appointments as a hydraulically actuated swim platform, a one-touch, all-electric planar folding tower and sunshade, and the industry's first Harman Kardon marine audio system, as well as advanced handling tools like a multiscreen Garmin glass cockpit, an intuitive joystick docking controller and a customized Seakeeper gyroscopic stabilization system.

Conveniences range from a cabin that accommodates sleeping as well as seating, to a side-entry door, a built-in smart TV and a wealth of ultra-fast USB-C charging stations and cupholders. Fully capable of fulfilling the wishes of the world's most famous movie spy, the R33 was instead inspired by someone even more important:

You.



R33



Advanced Capabilities.

Customer-Inspired Innovation.

Inspired by and for our discerning customers, Cobalt has always sought to more performance, more luxury, more comfort and, above all, a more memorable boating experience.

In keeping with this goal, Cobalt has since its inception set the standard by which day boats are measured, to help ensure that your time on the water is everything you expect it to be. Here are just a few of the many thoughtful advances we've pioneered:

- ☞ The Cobalt Splash & Stow® system, simplifying the storage and handling of large, yacht-style inflatables
- ☞ The new Cobalt side-entry door, introduced on the R33
- ☞ The first boat brand to offer a Harman Kardon audio system, introduced first on the R33
- ☞ The new Seakeeper for Cobalt, the industry's best-in-class gyroscopic stabilizer that eliminates 95% of boat roll
- ☞ A dedicated storage pod for a Yamaha Seascooter underwater propulsion unit
- ☞ The new patent-pending Cobalt E-Step™, the first swim step to electrically lower into the water
- ☞ The Cobalt flip-up seat bolster, for better views over the windshield
- ☞ Cobalt's advanced arch and hardtop with the optional electric awning.



splash & stow
by COBALT BOATS



SEAKEEPER

Your boat is elegantly classy, Mr. Bond.

The new standard for wish fulfillment.

SPECIFICATIONS

Length Overall w/Swim Platform	33' 4"	10.16 m
Beam	10' 6"	3.20 m
Deadrise at Transom	21°	21°
Fuel Capacity	150 gal	568 L
Freshwater Capacity	25 gal	95 L
Bridge Clearance (windshield only)	6' 7"	2.00 m
Bridge Clearance (Tower Up)	9' 4"	2.84 m
Bridge Clearance (Tower Down)	7' 11"	2.41 m
Bridge Clearance (w/ Hardtop & Radar)	10' 4"	3.15 m
Draft Drive Up, Twin Eng.	26"	.66 m
Draft Drive Down, Twin Eng.	33"	0.84
Dry Weight, w/Twin Engines (options not included)	11,193 lbs	5077 kg
Boat Certified Capacity	Yacht Certified	
Boat Certified Capacity w/gear	Yacht Certified	

VOLVO PENTA STERNDRIVE POWER

Twin V8-300CE-G DP Joystick	300 hp	221 PkW
Twin V8-350CE-G DP Joystick	350 hp	261 PkW
Twin V8-380CE DP Joystick	380 hp	283 PkW
Twin V8-430CE DP Joystick	430 hp	321 PkW

MERCURISER STERNDRIVE POWER

Twin 6.2 L MPI ECT-300 B3 DTS Axis	300 hp	221 PkW
Twin 6.2 L MPI ECT-350 B3 DTS Axis	350 hp	261 PkW
Twin 8.2 Mag ECT B3X DTS Axis	380 hp	283 PkW
Twin 8.2 Mag HO ECT B3X DTS Axis	430 hp	321 PkW





splash & stow
by COBALT BOATS



STANDARD EQUIPMENT

Dash and Instrumentation

Compass, Digital
Composite Helm Eyebrow, Custom Stitching
Depth & Water Temp Gauge Pkg.
Glass Cockpit, Dual Garmin 8610
Hour Meters
Stainless Steel Switches
Steering Wheel, Black Leather/Stainless Steel
USB/USB-C Receptacle Charger

Engine Options

DTS (Merc)
EVC w/PTA & Cruise (Volvo)
Trip Computer (Volvo EVC)

Exterior

Anchor Locker
Bow Scuff Plate, Stainless Steel
Cleats (Bow, Midship, Stern)
COBALT Lettering, Chrome Backlit
Extended Running Surface
Graphics, Molded-In Gelcoat
Motorbox Actuator
Ski Tow - Stainless Steel
Sky Light (Head Compartment)
Stainless Steel Engine Vents
Swim Platform w/Flip-Down Swim Step
Transhield Shipping Cover
Windshield, Stainless Steel

Interior

Bench Seat Storage
Bow Walk-Thru Door
Cooler, 36 qt. (cockpit seat only)
Dual Sundeck Convertible Lounger
Head w/Pump Out Porta Potti
Helm Seat, Extra Wide
Ice Chest, Bow
Seating Varadense Comfort
Sink Console (head compartment)
Trash Receptacle

Stereo

iPod/USB/MP3 Port
Sound System w 6 Spkrs.
Stereo Remote, Dash
Stereo Remote, Transom (Prem/Plat Sound)

Structure, Safety, & Performance

10/5/3 Year Warranty Protection
Battery Switch, Dual w/ACR
Circuit Breaker Protected Elec System
Composite Floor
Composite Seat Bases
Composite Transom
Fiberglass Cockpit Liner
Fiberglass Stringer System
Fire Extinguisher, Automatic System
Fire Extinguisher(s), Manual
Ignition Safety Switch
Kevlar Reinforced Hull
Stainless Steel Windshield Braces
Through Prop Exhaust

OPTIONAL EQUIPMENT

Canvas

Glass Cockpit, Dual Garmin 8612 Upgrade
Radar, Garmin Fantom 18"
Steering Wheel, Leather Color-Matched
VHF Radio
XM Weather

Dash and Instrumentation

Glass Cockpit, Dual Garmin 8612 Upgrade
Radar, Garmin Fantom 18"
Steering Wheel, Leather Color-Matched
VHF Radio
XM Weather

Engine Options

Anti-Corrosion System (Vol 300hp)
Seacore (Merc)
TCC (Titanium Ceramic Coating)-Volvo
VOL Total Control Pkg (Autopilot & DPS)

Exterior

Aft Walk-Thru Gate
Arch w/Hard Top
Arch w/Hard Top/Electric Awning
Arch, Elec. Fwd. Folding w/Rotating Sunshade
Board Rack Covers, PTM
Boarding Door, Cockpit
COBALT Lettering, Satin Black (exterior)
COBALT Lettering, Satin White (exterior)
Fender Clips w/Line (6)
Flagpole w/Flag
Sof-Trac Mat, Swim Platform
Splash & Stow, Inflatable Island
Splash & Stow, Inflatable Mat
Swim Platform Hydraulic w/Flip-Down Step
Swim Platform Transom Lighting
Swim Platform w/Ext Hydraulic w/Flip-Down Step
Teak Swim Platform
Transom Shower (cold water)
Transom Tilt Switches (twin)
Underwater Lighting
Wakeboard Racks, PTM ClampForce 3.0
Wakeboard Racks, T2 (Roswell) w/clamps

Interior

Air Compressor w/Holder
Air Conditioning, 110v (Head/Cabin)
Bow Center Cushion Insert
Bow Table (additional)
Cockpit Heater
Dinette Table w/Bow & Cockpit Receptacle
Dinette Table, Solid Teak
Electric Stove Top (req. Galley)
Floor Covering, Sea Grass (bow, cockpit)
Floor Covering, Sea Grass (head, cabin)
Floor Covering, Sea Grass (helm footrest)
Footrest, Helm (Fold-Down)
Galley, Cockpit (replaces seat)
Gray Water System
Head w/VacuFlush

Head w/VacuFlush, Macerator
Helm Seat, Electric
Interior Trim Pkg., Wood - w/Galley
Interior Trim Pkg., Wood - w/Seat
LED Interior Accent Lighting (RGB)
Sof-Trac Mat (bow, cockpit)
Sof-Trac Mat (head, cabin)
Sof-Trac Mat (helm footrest)
Stainless Steel Foot Tread (helm only)
Teak Floor, Bow & Cockpit
Teak Floor, Head & Cabin
Throw Pillows, Weighted (10)
Throw Pillows, Weighted (4)
TV Smart 22", 12v (Cabin)
Wireless Phone Chargers, w/Holder

Stereo

HK Plat Sound w/Transom Spkrs.
HK Plat Sound w/Transom Spkrs.-Hard Top
HK Sound w/Transom & Arch Spkrs-2 pr.
Prem Sound w/Transom & Arch Spkrs-1 pr.
Prem Sound w/Transom Spkrs.
Premium Sound w/Transom Spkrs.-Hard Top
Satellite Radio System
Stereo Remote, Transom (Std. Sound)

Structure, Safety, & Performance

Battery Maintainer/Charger, 110v
Battery Maintainer/Charger, 220v
Generator, 7.5K-110v
Generator, 7.5K-220v
Gyroscope, Seakeeper 2
Rearview Mirror, Roswell w/Custom Cover
Shorepower, 110v
Shorepower, 220v
Tool Kit
Trim Tabs w/Indicators w/Autoglide
Trim Tabs w/Indicators, w/o Autoglide
Windlass w/Docking Lights System
Windlass, All Chain w/Anchor



R35

R35

Command the Water.

Sophistication In A Size

That Welcomes You Aboard.

The new standard in day boats has arrived. The largest and most advanced of our R-Series, the R35 delivers everything you might expect – luxury materials, stand-out ride, thrilling performance – and then some.

With its unmatched 35' 4" LOA and 10' 10" beam, the R35 Sterndrive delivers even more size, comfort and convenience, while incorporating the elegantly sleek lines, agile handling and thoughtful amenities that are standard with every Cobalt. An inviting space for boating with family and friends, the yacht-certified R35 is also equipped with a mix of advanced features that add to your enjoyment.

Powered by your choice of Volvo or Mercruiser twin engines, the R35 Sterndrive is impressively fast and capable. Popular Cobalt features like Harman Kardon audio, a side entry door, Seakeeper gyroscopic stabilization, electric folding tower and sunshade, and our patented Splash & Stow inflatable system are joined by such all-new options as Helm Watch, which gives your guests direct access to charts and cabin controls, and a patent pending space-saving, pop-up galley that deploys at the touch of a button.

The large cabin accommodates both seating and a full-beam, queen-sized mattress, an optional built-in smart TV and a wealth of ultra-fast USB-C charging stations and cupholders help you anticipate your passengers' entertainment needs.

When you're ready to step up to the top of the line, the R35 is ready for you.

RSERIES



COBALT BOATS

R35



Command the Water.

Sophistication In A Size

That Welcomes You Aboard.

SPECIFICATIONS

Length Overall w/Swim Platform	35' 4"	10.77 m
Beam	10' 10"	3.30 m
Deadrise at Transom	21°	21°
Fuel Capacity	165gal	625 L
Freshwater Capacity	25 gal	95 L
Holding Tank Capacity	10 gal	38 L
Bridge Clearance (w/ Hardtop)	9' 7"	2.92 m
Bridge Clearance (w/ Hardtop and Radar)	10' 7"	3.23 m
Bridge Clearance (w/ Hardtop Radar and Flir)	11' 7"	3.53 m
Draft Drive Up, Twin Eng.	28"	.71 m
Draft Drive Down, Twin Eng.	38"	.97 m
Dry Weight, w/Twin Engines (options not included)	13,400 lbs	6078 kg
Boat Certified Capacity	Yacht Certified	
Boat Certified Capacity w/gear	Yacht Certified	

VOLVO PENTA POWER

Twin V8-300CE-G DP Joystick	300 hp	221 PKW
Twin V8-350CE-G DP Joystick	350 hp	261 Pkw
Twin V8-380CE DP Joystick	380 hp	283 PkW
Twin V8-430CE DP Joystick	430 hp	321 PkW

MERCURISER STERNDRIVE POWER

Twin 6.2 L MPI ECT-300 B3 DTS Axis	300 hp	221 PKW
Twin 6.2 L MPI ECT-350 B3 DTS Axis	350 hp	261 PKW
Twin 8.2 Mag ECT B3X DTS Axis	380 hp	283 PkW
Twin 8.2 Mag HO ECT B3X DTS Axis	430 hp	321 PKW







STANDARD EQUIPMENT

Dash and Instrumentation

- Compass, Digital
- Composite Helm Eyebrow, Custom Stitching
- Depth & Water Temp Gauge Pkg.
- Glass Cockpit, Dual Garmin 8610
- Hour Meters
- Stainless Steel Switches
- Steering Wheel, Black Leather/Stainless Steel
- USB/USB-C Receptacle Charger

Engine Options

- DTS (Merc)
- EVC w/PTA & Cruise (Volvo)
- Trip Computer (Volvo EVC)

Exterior

- Anchor Locker
- Arch w/Hard Top
- Bow Scuff Plate, Stainless Steel
- Cleats (Bow, Midship, Stern)
- COBALT Lettering, Chrome Backlit
- Extended Running Surface
- Graphics, Molded-In Gelcoat
- Motorbox Actuator
- Ski Tow - Stainless Steel
- Sky Lights (Cabin)
- Stainless Steel Engine Vents
- Swim Platform w/Flip-Down Swim Step
- Transhield Shipping Cover
- Windshield, Black Aluminum

Interior

- Bench Seat Storage
- Bow Walk-Thru Door
- Cooler, 36 qt. (w/o Refrigerator)
- Head w/VacuFlush
- Helm Seat, Extra Wide
- Ice Chest, Bow
- Seating Varadense Comfort
- Sink Console (head compartment)
- Sundeck Convertible Lounger
- Trash Receptacle

Stereo

- iPod/USB/MP3 Port
- Sound System w 6 Spkrs.
- Stereo Remote, Dash
- Stereo Remote, Transom (Prem/Plat Sound)

Structure, Safety, & Performance

- 10/5/3 Year Warranty Protection
- Battery Switch, Dual w/ACR
- Circuit Breaker Protected Elec System
- Composite Floor
- Composite Seat Bases
- Composite Transom
- Fiberglass Cockpit Liner
- Fiberglass Stringer System
- Fire Extinguisher, Automatic System
- Fire Extinguisher(s), Manual
- Ignition Safety Switch
- Kevlar Reinforced Hull
- Shorepower, 110v
- Stainless Steel Windshield Braces
- Through Prop Exhaust
- Trim Tabs w/Indicators, w/o Autoglide

OPTIONAL EQUIPMENT

Canvas

- Bow Tonneau Cover
- Cockpit Tonneau Cover
- Mooring Cover
- Shade Sail, Aft
- Shade Sail, Bow

Dash and Instrumentation

- Flir Vision Camera (w/Garmin Radar)
- Glass Cockpit, Dual Garmin 8612 Upgrade
- Radar, Garmin Fantom
- Steering Wheel, Leather Color-Matched
- VHF Radio
- XM Weather

Engine Options

- Anti-Corrosion System (Vol 300hp)
- Seacore (Merc)
- TCC (Titanium Ceramic Coating)-Volvo
- VOL Total Control Pkg (Autopilot & DPS)

Exterior

- Arch w/Hard Top
- Arch w/Hard Top/Electric Awning
- Boarding Door, Cockpit
- COBALT Lettering, Satin Black (exterior)
- COBALT Lettering, Satin White (exterior)
- Fender Clips w/Line (6)
- Flagpole w/Flag
- Sof-Trac Mat, Gunwales
- Sof-Trac Mat, Swim Platform
- Splash & Stow, Inflatable Island
- Splash & Stow, Inflatable Mat
- Swim Platform Hydraulic w/Flip-Down Step
- Swim Platform Transom Lighting
- Swim Platform w/Ext Hydraulic w/Flip-Down Step
- Teak Swim Platform
- Teak, Ext Swim Platform
- Transom Shower (hot & cold)
- Transom Tilt Switches (twin)
- Underwater Lighting

Interior

- Air Compressor w/Holder
- Air Conditioning/Heating, 110v
- Bow Center Cushion Insert
- Bow Table (additional)
- Dinette Table w/Bow & Cockpit Receptacle
- Dinette Table, Solid Teak

- Dinette Table, Solid Teak-Oversized (cockpit)
- Floor Covering, Sea Grass (bow, cockpit)
- Floor Covering, Sea Grass (head, cabin)
- Floor Covering, Sea Grass (helm footrest)
- Footrest, Helm (Fold-Down)
- Galley, Cockpit (Sink/Microwave)
- Galley, Cockpit (Sink/Microwave/Grill)
- Gray Water System
- Head w/VacuFlush, Macerator
- Helm Seat, Electric
- Helm Watch (Passenger)
- Interior Trim Pkg., Wood
- LED Interior Accent Lighting (RGB) w/Galley
- LED Interior Accent Lighting (RGB) w/o Galley
- Phone Chargers (2), Bow
- Refrigerator / Freezer, Cockpit
- Sof-Trac Mat (bow, cockpit)
- Sof-Trac Mat (head, cabin)
- Sof-Trac Mat (helm footrest)
- Stainless Steel Foot Tread (helm only)
- Teak Floor, Bow & Cockpit
- Teak Floor, Head & Cabin
- Throw Pillows, Weighted (10)
- Throw Pillows, Weighted (4)
- TV Smart 22", 12v (Cabin)
- Wireless Phone Chargers, w/Holder

Stereo

- HK Plat Sound w/Hard Top Spkrs. (4)
- Premium Sound w/Transom & Hard Top Spkrs.
- Satellite Radio System
- Stereo Remote, Transom (Std. Sound)

Structure, Safety, & Performance

- Generator, 7.5K-110v
- Generator, 7.5K-220v
- Gyroscope, Seakeeper 2
- Shorepower, 220v
- Tool Kit
- Trim Tabs w/Indicators w/Autoglide
- Windlass w/Chain Counter/Docking Lights System
- Windlass w/Docking Lights System
- Windlass, All Chain w/Anchor
- Windlass, All Chain w/Anchor & Chain Counter
- Windlass, Fresh Water Washdown



COBALT

CS23 SURF

Experience the Thrills...

In Luxury and Style.

A seamless fusion of cutting-edge design and performance, the CS23 Surf has been engineered to deliver all the goodness of the CS Series while catering to those who crave the rush of the waves. A perfect introduction for newcomers to family boating, the CS23 Surf lets you add adrenaline to your mix of shared experiences.

Along with its hand-crafted Cobalt construction and its many luxury features, the CS23 Surf offers families a unique watersport opportunity via the Cobalt Surf Gate™ system. Merging with the smooth Volvo Penta FWD powertrain, Surf Gate delivers perfectly shaped waves – and perfect surfboard and wake-board rides – on either side of your CS23 Surf.

Its 23' 5" LOA and 8' 6" beam offer plenty of room for people and their watersports gear, and the CS23 Surf's many amenities include a Zenith Tower with standard Elite board racks and tow balls. At the helm, dual Garmin displays are also standard, while unique CS Surf badging and gel-coat colors help set you apart.

With the CS23 Surf, you and your family can fuel your memory-building in the way you choose, from 10-mph wake surfing to pulse-pounding, heart-racing thrills.

SURF
SERIES



CS23 SURF



Experience the Thrills...

In Luxury and Style.

SPECIFICATIONS


Length Overall w/Swim Platform	23' 5"	7.14 m
Beam	8' 6"	2.59 m
Deadrise at Transom	20°	20°
Fuel Capacity	60 gal.	227 L
Bridge Clearance w/o Bimini	53"	1.35 m
Bridge Clearance w/ Bimini	88"	2.24 m
Bridge Clearance w/Arch	91"	2.31 m
Draft Drive Up	25"	.635m
Draft Drive Down	38"	.965m
Dry Weight (varies with options)	4370 lbs.	1982 kg
Boat Certified Capacity w/gear	1695 lbs.	768 kg
Ballast	1,244 lbs.	564 kg
Boat Certified Capacity	12 persons	

MONSOON STERNDRIVE POWER

5.3 DI 350 B4S	350 hp	261 PKW
----------------	--------	---------

VOLVO PENTA STERNDRIVE POWER

V8-300CE-G DP FWD	300 hp	224 PKW
V8-350CE-G DP FWD	350 hp	261 PKW
V8-380CE DP FWD	380 hp	283 PKW



COBALT BOATS

CS23 SURF





STANDARD EQUIPMENT

Dash and Instrumentation

Composite Helm Eyebrow, Custom Stitching
 Depth & Water Temp Gauge Pkg.
 Digital Hour Meter
 Etched Stainless Steel Instrument Panel
 GPS, Dual Garmin 743
 Premium Black/SS Steering Wheel
 Stainless Steel "SURF" Emblem
 Stainless Steel Switches
 USB/USB-C/12v Receptacle/Charger

Engine Options

EVC

Exterior

Arch, Zenith Folding w/Bimini (w/o RGB)
 Aluminum Windshield, Obsidian
 Anchor Locker
 Bow Scuff Plate, Stainless Steel
 Cleats, SS - Bow, Midship, Stern
 COBALT Lettering, SS
 Extended Running Surface
 Graphics, Molded-In Gelcoat
 Ski Tow Eye, Stainless Steel
 Sof-Trac Mat, Swim Platform (w/o step)
 SURF Bading (Arch)
 Transhield Shipping Cover
 Wakeboard Racks, Elite (Alum)

Interior

Bow Walk-Thru Door
 Helm Seat, Flip-Up
 Helm Seat, Manual (sliding)
 Seating Varadense Comfort
 Trash Receptacle

Stereo

iPod/USB/MP3 Port
 Sound System, Bluetooth, w/6 Spkrs.
 Stereo Remote, Dash
 Stereo Remote, Transom (Prem. Sound)

Structure, Safety, & Performance

10/5/3 Year Warranty Protection
 Battery Switch, Dual w/ACR (required)
 Circuit Breaker Protected Elec System
 Composite Floor
 Composite Seat Bases
 Composite Transom
 Drink Holders (16) - Bow, Cockpit, Swim Plat.
 Fiberglass Stringer System
 Fire Extinguisher, Automatic System
 Fire Extinguisher(s), Manual
 Ignition Safety Switch
 Kevlar Reinforced Hull
 Stainless Steel Windshield Braces
 Surf Band (Monsoon only)
 Through Prop Exhaust

OPTIONAL EQUIPMENT

Canvas

Bow Tonneau Cover
 Cockpit Tonneau Cover
 Mooring Cover
 Shade Sail, Bow

Dash and Instrumentation

Wireless Phone Charger w/Holder
 XM Weather

Engine Options

Anti-Corrosion System (300hp)
 Seacore (Monsoon)
 TCC (Titanium Ceramic Coating)-Volvo

Exterior

Arch, Zenith Folding w/Bimini (w/RGB)
 Board Rack Covers, PTM
 COBALT Lettering, Satin Black (exterior)
 COBALT Lettering, Satin White (exterior)
 Docking Lights-Stainless Steel
 Fender Clips w/Line (4)
 Flagpole w/Flag
 Sof-Trac Mat, Gunwales
 Sof-Trac Mat, Swim Platform (w/step)
 Surf Gate Accent
 Surf Tow Ball (2)-Folding Arch only
 Swim Platform Transom Lighting
 Swim Platform w/Flip-Down Step
 Swim Platform w/Ladder
 Transom Tilt Switch
 Underwater Lighting
 Wakeboard Racks, PTM ClampForce 3.0
 Wakeboard Racks, Triton 2 (Roswell)

Interior

Aft Facing Rumble Seat
 Aft Walk-Thru/Sunpad Filler Cushion
 Air Compressor w/Holder
 Bow Cushion Insert (Fwd/Aft)
 Cockpit Heater
 Dinette Table w/cockpit receptacle
 Dinette Table, Solid Teak
 Floor Covering, Sea Grass
 Helm Seat, Electric
 LED Interior Accent Lighting (RGB)
 Sof-Trac Mat, Cockpit
 Throw Pillows, Weighted (10)
 Throw Pillows, Weighted (4)

Stereo

Platinum Sound System
 Platinum Sound System w/Arch Spkrs.-1 pr.
 Prem Sound System w/Arch Spkrs-1 pr.
 Premium Sound System
 Satellite Radio System
 Stereo Remote, Transom (Std. Sound)

Structure, Safety, & Performance

CE Requirements
 Battery Maintainer/Charger, 110v
 Battery Maintainer/Charger, 220v
 Rearview Mirror, PTM w/Custom Cover
 Rearview Mirror, Roswell w/Custom Cover
 Tool Kit
 Trim Tabs w/Indicators w/o Autoglide



COBALT

R4 SURF

Cobalt Surf System

Wake Surfing Technology.

Our revolutionary Cobalt Surf System that delivers the cleanest waves and best push on the water – exactly the world-class tournament-style waves the surf pros demand. The system includes 6 hard ballast tanks, a specifically-designed surf hull, surf drive engine options and the best-in-class SurfGate™ technology that shapes the perfect wave.

Surfing Made Simple

- ☞ The core of system is simplicity of operation. Three easy steps to a superior surfing wave.
- ☞ Fill ballast tanks
- ☞ Set GPS directed cruise control to desired speed
- ☞ Select surf control left or right
- ☞ Throttle up and surf

Hard Ballast

Your Cobalt surf boat has 6 hard ballast tanks and can have as much as 2300 pounds of ballast. The hard ballast tanks allow you to better scale the wake and wave for all ages and ability levels. Keep the weight even from side to side so your wake is clean on both sides.

Surf Gate™

Surf Gate is the dominant surf technology in the industry – and for good reason. Using highspeed hydraulic actuators, Surf Gate creates an endless surf-able wave on either side of the boat. Just ask the pros – they'll tell you Surf Gate creates the longest, highest, cleanest and has the best push out there. Get back as far as you want or as close as you want.



SURF
SERIES



R4 SURF



Cobalt R4 Surf

Where passion meets purpose.

SPECIFICATIONS

Length Overall w/Swim Platform	24' 3"	7.39 m
Beam	8' 6"	2.59 m
Fuel Capacity	50 gal.	189 L
Bridge Clearance w/o Bimini	59"	1.50 m
Bridge Clearance w/Tower	98"	2.49 m
Draft Drive Up	31"	0.79 m
Draft Drive Down	39"	0.99 m
Dry Weight (varies with options)	5650 lbs.	2563 kg
Ballast Capacity	1226 lbs.	556 kg
Boat Certified Capacity w/gear	2100 lbs.	953 kg
Boat Certified Capacity	13 persons	

MONSOON STERNDRIVE POWER

5.3 DI 350 B4S	350 hp	261 PKW
6.2 DI 430 B4S	430 hp	321 Pkw

VOLVO PENTA STERNDRIVE POWER

V8-300CE DP FWD	300 hp	221 PKW
V8-350CE DP FWD	350 hp	261 Pkw
V8-380CE DP FWD	380 hp	283 Pkw
V8-430CE DP FWD	430 hp	321 Pkw



COBALT BOATS

R4SURF





STANDARD EQUIPMENT

Dash and Instrumentation

Accessory Power Plug - 12 Volt (dual)
 Composite Helm Eyebrow, Custom Stitching
 Depth & Water Temp Pkg.
 Glass Cockpit, Dual Garmin 743
 Gloss Black Dash Console
 Hour Meter(s)
 Illuminated Switch Panel/Switches
 Stainless Steel Switches
 Steering Wheel, Black Leather/Stainless Steel

Engine Options

EVC w/PTA & Cruise (Volvo)
 Volvo Forward Drive (FWD)

Exterior

Anchor Locker
 Arch, Alum, Folding w/Bimini
 Bow Scuff Plate, Stainless Steel
 Graphics, Molded-In Gelcoat
 Midship Cleats
 Ski Pylon - Stainless Steel
 Sof-Trac Mat, Swim Platform w/Flip-Down Swim Step
 SS Tubular Platform Perimeter Rail
 Stainless Steel Engine Vents
 Swim Platform w/Flip-Down Swim Step
 Tow Balls
 Transhield Shipping Cover
 Wakeboard Racks, Elite (Alum)
 Windshield, Obsidian w/SS Accents (n/a w/Prisma)

Interior

Aft Sunpad Backrest SS Accent Rail
 Bow Walk-Thru Door
 Del Mar Helm Capt. Chair
 Passenger Seat Flip Backrest System
 Seating Varadense Comfort
 Sundeck Convertible Lounger
 Trash Receptacle, 3.5 gal

Stereo

iPod/USB/MP3 Port
 Sound System, Bluetooth, w/6 Spkrs.
 Speaker Covers, Arch (Platinum Sound)
 Stereo Remote, Dash

Structure, Safety, & Performance

10/5/3 Year Warranty Protection
 Ballast Tanks (5)
 Battery Switch, Dual w/ACR
 Circuit Breaker Protected Elec System
 Composite Floor
 Composite Transom
 Cruise Control-Zero Off
 Electric Valve - Ballast System
 Fiberglass Cockpit Liner
 Fiberglass Stringer System
 Fire Extinguisher, Automatic System
 Fire Extinguisher(s), Manual
 Ignition Safety Switch
 Kevlar Reinforced Hull
 Stainless Steel Windshield Braces
 Surf Band (Monsoon only)
 Through Prop Exhaust

OPTIONAL EQUIPMENT

Canvas

Bow Tonneau Cover
 Cockpit Tonneau Cover
 Mooring Cover
 Shade Sail, Aft (req. Arch w/Sunshade)
 Shade Sail, Bow

Dash and Instrumentation

Glass Cockpit, Dual Garmin 743 XSV
 Glass Cockpit, Dual Garmin 8610
 Glass Cockpit, Dual Garmin 8610 XSV
 Wireless Phone Charger, w/Holder
 XM Weather

Engine Options

Anti-Corrosion System (Vol 300hp)
 TCC (Titanium Ceramic Coating)-Volvo

Exterior

Arch, Alum, Folding w/Bimini
 Arch, Elec Alum Folding w/Bimini
 Arch, Elec Folding w/Rotating Sunshade
 Arch, Folding w/Rotating Sunshade
 Arch, Prisma, Elec Folding w/Bimini
 Arch, Prisma, Elec Folding w/Sunshade
 Board Rack Covers, PTM
 Camera, Rear Facing
 COBALT Lettering, Satin Black (exterior)
 COBALT Lettering, Satin White (exterior)
 Docking Lights-Stainless Steel
 E-Step Electric Swim Step
 Fender Clips w/Line (4)
 Flaggpole w/Flag
 Model Designator, LED, Transom
 Motorbox Actuator
 Sof-Trac Mat, Swim Platform w/Flip-Down Swim Step
 Sof-Trac SURF Mat, Gunwales
 Surf Gate Accent
 Swim Platform Transom Lighting
 Transom Shower
 Transom Tilt Switch
 Underwater Lighting, RGB
 Wakeboard Racks, PTM ClampForce 3.0

Wakeboard Racks, Triton 2 (Roswell)
 Windshield, Sport Black Alum w/Model Designator

Interior

Aft Facing Rumble Seat
 Air Compressor w/Holder
 Beehive Interior Accent Pkg.
 Bow Filler Cushions
 Cockpit Heater w/Pull-Out Vent
 Dinette Table w/Mat Accent
 Dinette Table w/Teak Accent
 Dinette Table, Solid Teak
 Floor Covering, Sea Grass
 Helm Seat, Electric
 LED Interior Accent Lighting (RGB)
 Sof-Trac Mat, Cockpit
 Stainless Steel Foot Tread (helm only)
 Storage Compartment Lighting
 Throw Pillows, Weighted (10)
 Throw Pillows, Weighted (4)
 Wood Interior Accent Pkg.

Stereo

Plat Sound w/Transom & Arch Spkrs-2 pr.
 Plat Sound w/Transom Spkrs.
 Prem Sound w/Transom & Arch Spkrs-1 pr.
 Prem Sound w/Transom Spkrs.
 Satellite Radio System
 Stereo Remote, Transom (Std. Sound)

Structure, Safety, & Performance

CE Requirements
 Battery Maintainer/Charger, 110v
 Battery Maintainer/Charger, 220v
 Rearview Mirror, PTM w/Custom Cover
 Rearview Mirror, Roswell w/Custom Cover
 Tool Kit
 Trim Tabs w/Indicators, w/o Autoglide
 Windlass, All Chain w/Anchor



R6 SURF

Cobalt Surf System

Wake Surfing Technology.

Our revolutionary Cobalt Surf System that delivers the cleanest waves and best push on the water – exactly the world-class tournament-style waves the surf pros demand. The system includes 6 hard ballast tanks, a specifically-designed surf hull, surf drive engine options and the best-in-class SurfGate™ technology that shapes the perfect wave.

Surfing Made Simple

- ☞ The core of system is simplicity of operation. Three easy steps to a superior surfing wave.
- ☞ Fill ballast tanks
- ☞ Set GPS directed cruise control to desired speed
- ☞ Select surf control left or right
- ☞ Throttle up and surf

Hard Ballast

Your Cobalt surf boat has 6 hard ballast tanks and can have as much as 2300 pounds of ballast. The hard ballast tanks allow you to better scale the wake and wave for all ages and ability levels. Keep the weight even from side to side so your wake is clean on both sides.

Surf Gate™

Surf Gate is the dominant surf technology in the industry – and for good reason. Using highspeed hydraulic actuators, Surf Gate creates an endless surf-able wave on either side of the boat. Just ask the pros – they'll tell you Surf Gate creates the longest, highest, cleanest and has the best push out there. Get back as far as you want or as close as you want.



SURF
SERIES



R6 SURF



Elevate your experience.

This level of quality and performance is a luxury.

SPECIFICATIONS

Length Overall w/Swim Platform	25' 9"	7.85 m
Beam	8' 6"	2.59 m
Interior Cockpit Width	95"	2.41 m
Fuel Capacity	60 gal.	227 L
Freshwater Capacity	10 gal.	38 L
Bridge Clearance w/o Bimini	61"	1.55 m
Bridge Clearance w/Arch	102"	2.59 m
Draft Drive Up	30"	0.76 m
Draft Drive Down	36"	0.91 m
Dry Weight (varies with options)	6100 lbs.	2766 kg
Boat Certified Capacity w/gear	2300 lbs.	1043 kg
Boat Certified Capacity	14 persons	

MONSOON STERNDRIVE POWER

5.3 DI 350 B4S	350 hp	261 PkW
6.2 DI 430 B4S	430 hp	321 PkW

VOLVO PENTA STERNDRIVE POWER

V8-350CE DP FWD	350 hp	261 PkW
V8-380CE DP FWD	380 hp	283 PkW
V8-430CE DP FWD	430 hp	321 PkW







STANDARD EQUIPMENT

Dash and Instrumentation

Accessory Power Plug - 12 Volt (dual)
 Composite Helm Eyebrow, Custom Stitching
 Depth & Water Temp Pkg.
 Glass Cockpit, Dual Garmin 743
 Gloss Black Dash Console
 Hour Meter(s)
 Illuminated Switch Panel/Switches
 Stainless Steel Switches
 Steering Wheel, Black Leather/Stainless Steel

Engine Options

EVC w/PTA & Cruise (Volvo)
 Volvo Forward Drive (FWD)

Exterior

Anchor Locker
 Arch, Alum, Folding w/Bimini
 Arch, Alum, Folding w/Bimini
 Bow Scuff Plate, Stainless Steel
 Fender Clips w/Line (4)
 Graphics, Molded-In Gelcoat
 Midship Cleats
 Model Designator, LED, Transom
 Ski Pylon - Stainless Steel
 Sof-Trac Mat, Swim Platform w/Flip-Down Swim Step
 SS Tubular Platform Perimeter Rail
 Stainless Steel Engine Vents
 Swim Platform w/Flip-Down Swim Step
 Tow Balls
 Transhield Shipping Cover
 Wakeboard Racks, Elite (Alum)
 Windshield, Obsidian w/SS Accents (n/a w/Prisma)

Interior

Aft Facing Rumble Seat
 Aft Sunpad Backrest SS Accent Rail
 Bow Walk-Thru Door
 Cooler, Removable Hard-Side (36 qt.)
 Del Mar Helm Capt. Chair
 Head w/Porta Potti
 Passenger Seat Flip Backrest System
 Seating Varadense Comfort
 Sundeck Convertible Lounger
 Trash Receptacle, 3.5 gal

Stereo

iPod/USB/MP3 Port
 Sound System, Bluetooth, w/6 Spkrs.
 Speaker Covers, Arch (Platinum Sound)
 Stereo Remote, Dash

Structure, Safety, & Performance

10/5/3 Year Warranty Protection
 Ballast Tanks (6)
 Battery Switch, Dual w/ACR
 Circuit Breaker Protected Elec System
 Composite Floor
 Composite Transom
 Cruise Control-Zero Off
 Electric Valve - Ballast System
 Fiberglass Cockpit Liner
 Fiberglass Stringer System
 Fire Extinguisher, Automatic System
 Fire Extinguisher(s), Manual
 Ignition Safety Switch
 Kevlar Reinforced Hull
 Stainless Steel Windshield Braces
 Surf Band (Monsoon only)
 Through Prop Exhaust

OPTIONAL EQUIPMENT

Canvas

Bow Tonneau Cover
 Cockpit Tonneau Cover
 Mooring Cover
 Shade Sail, Aft (req. Arch w/Sunshade)
 Shade Sail, Bow

Dash and Instrumentation

Glass Cockpit, Dual Garmin 743 XSV
 Glass Cockpit, Dual Garmin 8610
 Glass Cockpit, Dual Garmin 8610 XSV
 Wireless Phone Charger, w/Holder
 XM Weather

Engine Options

Seacore (Monsoon)
 TCC (Titanium Ceramic Coating)-Volvo

Exterior

Arch, Alum, Folding w/Bimini
 Arch, Elec Alum Folding w/Bimini
 Arch, Elec Folding w/Rotating Sunshade
 Arch, Folding w/Rotating Sunshade
 Arch, Prisma, Elec Folding w/Bimini
 Arch, Prisma, Elec Folding w/Sunshade
 Board Rack Covers, PTM
 Camera, Rear Facing
 COBALT Lettering, Satin Black (exterior)
 COBALT Lettering, Satin White (exterior)
 Docking Lights-Stainless Steel
 E-Step Electric Swim Step
 Flagpole w/Flag
 Motorbox Actuator
 Portal Light (1 in Head Compartment)
 Sof-Trac Mat, Swim Platform w/Flip-Down Swim Step
 Sof-Trac SURF Mat, Gunwales
 Surf Gate Accent
 Swim Platform Transom Lighting
 Transom Shower
 Transom Tilt Switch
 Underwater Lighting, RGB
 Wakeboard Racks, PTM ClampForce 3.0
 Wakeboard Racks, Triton 2 (Roswell)
 Windshield, Sport Black Alum w/Model Designator

Interior

Air Compressor w/Holder
 Beehive Interior Accent Pkg.
 Bow Filler Cushions
 Cockpit Heater w/Pull-Out Vent
 Dinette Table w/Mat Accent
 Dinette Table w/Teak Accent
 Dinette Table, Solid Teak
 Floor Covering, Sea Grass
 Gray Water System
 Head w/Electric Porcelain Toilet
 Head w/Electric Porcelain, Macerator
 Head w/Pump Out Porta Potti
 Head w/Pump Out Porta-Potti, Macerator
 Helm Seat, Electric
 LED Interior Accent Lighting (RGB)
 Sink Console (head compartment)
 Sof-Trac Mat, Cockpit
 Stainless Steel Foot Tread (helm only)
 Storage Compartment Lighting
 Throw Pillows, Weighted (10)
 Throw Pillows, Weighted (4)
 Wood Interior Accent Pkg.

Stereo

Plat Sound w/Transom & Arch Spkrs-2 pr.
 Plat Sound w/Transom Spkrs.
 Prem Sound w/Transom & Arch Spkrs-1 pr.
 Prem Sound w/Transom Spkrs.
 Satellite Radio System
 Stereo Remote, Transom (Std. Sound)

Structure, Safety, & Performance

CE Requirements
 Battery Maintainer/Charger, 110v
 Battery Maintainer/Charger, 220v
 Rearview Mirror, PTM w/Custom Cover
 Rearview Mirror, Roswell w/Custom Cover
 Tool Kit
 Trim Tabs w/Indicators, w/o Autoglide
 Windlass, All Chain w/Anchor

*Coastal Edition enhancement

All specifications, standard and optional equipment are subject to change without notice.



R8 SURF

Cobalt Surf System

Wake Surfing Technology.

Our revolutionary Cobalt Surf System that delivers the cleanest waves and best push on the water – exactly the world-class tournament-style waves the surf pros demand. The system includes 6 hard ballast tanks, a specifically-designed surf hull, surf drive engine options and the best-in-class SurfGate™ technology that shapes the perfect wave.

Surfing Made Simple

- ☞ The core of system is simplicity of operation. Three easy steps to a superior surfing wave.
- ☞ Fill ballast tanks
- ☞ Set GPS directed cruise control to desired speed
- ☞ Select surf control left or right
- ☞ Throttle up and surf

Hard Ballast

Your Cobalt surf boat has 6 hard ballast tanks and can have as much as 2300 pounds of ballast. The hard ballast tanks allow you to better scale the wake and wave for all ages and ability levels. Keep the weight even from side to side so your wake is clean on both sides.

Surf Gate™

Surf Gate is the dominant surf technology in the industry – and for good reason. Using highspeed hydraulic actuators, Surf Gate creates an endless surf-able wave on either side of the boat. Just ask the pros – they'll tell you Surf Gate creates the longest, highest, cleanest and has the best push out there. Get back as far as you want or as close as you want.



SURF
SERIES



R8 SURF



Live the life.

Engineered for performance and styled for pure enjoyment.

SPECIFICATIONS

Length Overall w/Swim Platform	27' 10"	8.48 m
Beam	8' 6"	2.59 m
Fuel Capacity	80 gal.	303 L
Freshwater Capacity	10 gal.	38 L
Bridge Clearance w/o Bimini	63"	1.60 m
Bridge Clearance w/Tower	104"	2.64 m
Draft Drive Up	29"	0.73 m
Draft Drive Down	36"	0.91 m
Dry Weight (varies with options)	6700 lbs.	3039 kg
Ballast Capacity	2350 lbs.	1066 kg
Boat Certified Capacity	Yacht Certified	
Boat Certified Capacity w/gear	Yacht Certified	

MONSOON STERNDRIVE POWER POWER

5.3 DI 350 B4S	350 hp	261 PkW
6.2 DI 430 B4S	430 hp	321 PkW

VOLVO PENTA STERNDRIVE POWER

V8-350CE DP FWD	350 hp	261 PkW
V8-380CE DP FWD	380 hp	283 PkW
V8-430CE DP FWD	430 hp	321 PkW







STANDARD EQUIPMENT

Dash and Instrumentation

Accessory Power Plug - 12 Volt (dual)
Composite Helm Eyebrow, Custom Stitching
Depth & Water Temp Pkg.
Glass Cockpit, Dual Garmin 743
Gloss Black Dash Console
Hour Meter(s)
Illuminated Switch Panel/Switches
Stainless Steel Switches
Steering Wheel, Black Leather/Stainless Steel

Engine Options

EVC w/PTA & Cruise (Volvo)
Volvo Forward Drive (FWD)

Exterior

Anchor Locker
Arch, Alum, Folding w/Bimini
Bow Scuff Plate, Stainless Steel
Fender Clips w/Line (4)
Graphics, Molded-In Gelcoat
Midship Cleats
Model Designator, LED, Transom
Ski Pylon - Stainless Steel
Sof-Trac Mat, Swim Platform w/Flip-Down Swim Step
SS Tubular Platform Perimeter Rail
Stainless Steel Engine Vents
Swim Platform w/Flip-Down Swim Step
Tow Balls
Transhield Shipping Cover
Wakeboard Racks, Elite (Alum)
Windshield, Obsidian w/SS Accents (n/a w/Prisma)

Interior

Aft Facing Rumble Seat
Aft Sunpad Backrest SS Accent Rail
Bow Walk-Thru Door
Cooler, Removable Hard-Side (36 qt.)
Del Mar Helm Capt. Chair
Head w/Porta Potti
Passenger Seat Flip Backrest System
Seating Varadense Comfort
Sundeck Convertible Lounger
Trash Receptacle, 3.5 gal

Stereo

iPod/USB/MP3 Port
Sound System, Bluetooth, w/6 Spkrs.
Speaker Covers, Arch (Platinum Sound)
Stereo Remote, Dash

Structure, Safety, & Performance

10/5/3 Year Warranty Protection
Ballast Tanks (6)
Battery Switch, Dual w/ACR
Circuit Breaker Protected Elec System
Composite Floor
Composite Transom
Cruise Control-Zero Off
Electric Valve - Ballast System
Fiberglass Cockpit Liner
Fiberglass Stringer System
Fire Extinguisher, Automatic System
Fire Extinguisher(s), Manual
Ignition Safety Switch
Kevlar Reinforced Hull
Stainless Steel Windshield Braces
Surf Band (Monsoon only)
Through Prop Exhaust

OPTIONAL EQUIPMENT

Canvas

Bow Tonneau Cover
Cockpit Tonneau Cover
Mooring Cover
Shade Sail, Aft (req. Arch w/Sunshade)
Shade Sail, Bow

Dash and Instrumentation

Glass Cockpit, Dual Garmin 743 XSV
Glass Cockpit, Dual Garmin 8610
Glass Cockpit, Dual Garmin 8610 XSV
Wireless Phone Charger, w/Holder
XM Weather

Engine Options

Seacore (Monsoon)
TCC (Titanium Ceramic Coating)-Volvo

Exterior

Arch, Alum, Folding w/Bimini
Arch, Elec Alum Folding w/Bimini
Arch, Elec Folding w/Rotating Sunshade
Arch, Folding w/Rotating Sunshade
Arch, Prisma, Elec Folding w/Bimini
Arch, Prisma, Elec Folding w/Sunshade
Board Rack Covers, PTM
Camera, Rear Facing
COBALT Lettering, Satin Black (exterior)
COBALT Lettering, Satin White (exterior)
Docking Lights-Stainless Steel
E-Step Electric Swim Step
Flagpole w/Flag
Motorbox Actuator
Portal Light (1 in Head Compartment)
Sof-Trac Mat, Swim Platform w/Flip-Down Swim Step
Sof-Trac SURF Mat, Gunwales
Surf Gate Accent
Swim Platform Transom Lighting
Transom Shower
Transom Tilt Switch
Underwater Lighting, RGB
Wakeboard Racks, PTM ClampForce 3.0
Wakeboard Racks, Triton 2 (Roswell)
Windshield, Sport Black Alum w/Model Designator

Interior

Air Compressor w/Holder
Beehive Interior Accent Pkg.
Bow Filler Cushions
Cockpit Heater w/Pull-Out Vent
Dinette Table w/Mat Accent
Dinette Table w/Teak Accent
Dinette Table, Solid Teak
Floor Covering, Sea Grass
Galley w/Sink
Gray Water System
Head w/Electric Porcelain Toilet
Head w/Electric Porcelain, Macerator
Head w/Pump Out Porta Potti
Head w/Pump Out Porta-Potti, Macerator
Helm Seat, Electric
LED Interior Accent Lighting (RGB)
Sink Console (head compartment)
Sof-Trac Mat, Cockpit
Stainless Steel Foot Tread (helm only)
Step, Cockpit Entry
Storage Compartment Lighting
Throw Pillows, Weighted (10)
Throw Pillows, Weighted (4)
Wood Interior Accent Pkg.

Stereo

Plat Sound w/Transom & Arch Spkrs-2 pr.
Plat Sound w/Transom Spkrs.
Prem Sound w/Transom & Arch Spkrs-1 pr.
Prem Sound w/Transom Spkrs.
Satellite Radio System
Stereo Remote, Transom (Std. Sound)

Structure, Safety, & Performance

CE Requirements
Battery Maintainer/Charger, 110v
Battery Maintainer/Charger, 220v
Rearview Mirror, PTM w/Custom Cover
Rearview Mirror, Roswell w/Custom Cover
Tool Kit
Trim Tabs w/Indicators, w/o Autoglide
Windlass, All Chain w/Anchor



R31 SURF

The Cobalt R31 Surf

Ride the legacy, become the legend.

Introducing the Cobalt R31 Surf, a new chapter in legendary performance. The R31 Surf is the perfect fusion of luxury, innovation, and wave-making excellence. Designed to elevate every moment on the water, the R31 Surf combines versatile performance with sophisticated style to deliver a surf experience that's pure Cobalt.

Equipped with Surf Gate™ technology, Dual Independent Drive Trim, and intuitive Garmin Surf Controls, the R31 Surf creates perfectly sculpted waves tailored to riders of all skill levels. From first-time surfers to seasoned wave riders, every session becomes an extraordinary adventure.

Powered by twin Volvo Penta engines equipped with the FWD sterndrives, the R31 Surf offers the agility and responsiveness you expect from Cobalt, with ample power to keep the thrills coming all day long.

Blending cutting-edge surf technology with Cobalt's legendary craftsmanship, the R31 Surf is more than a boat—it's your gateway to unforgettable days on the water. This is the next chapter in the evolution of surf boating. Get ready to ride.



R31SURF



The Cobalt R31 Surf

Ride the legacy, become the legend.

SPECIFICATIONS

Length Overall w/Swim Platform	31' 5"	9.58 m
Beam	9' 10"	2.99 m
Deadrise at Transom	21 degrees	21 degrees
Fuel Capacity	160 gal	606 L
Freshwater Capacity	18 gal	68 L
Bridge Clearance (windshield only)	5' 4"	1.63 m
Bridge Clearance w/ Hardtop	9' 1"	2.77 m
Bridge Clearance w/ Sunshade	9'	2.74m
Draft Drive Up, Twin Eng.	38.5"	0.98 m
Draft Drive Down, Twin Eng.	44.5"	1.13 m
Dry Weight, w/Twin Engines (options not included)	9500 lbs	4309 kg
Boat Certified Capacity	Yacht Certified	
Boat Certified Capacity w/gear	Yacht Certified	

VOLVO PENTA STERNDRIVE POWER

Twin V8-300CE-G DP FWD Joystick	300 hp	221 PkW
Twin V8-350CE-G DP FWD Joystick	350 hp	261 PkW
Twin V8-380CE DP FWD Joystick	380 hp	283 PkW
Twin V8-430CE DP FWD Joystick	430 hp	321 PkW

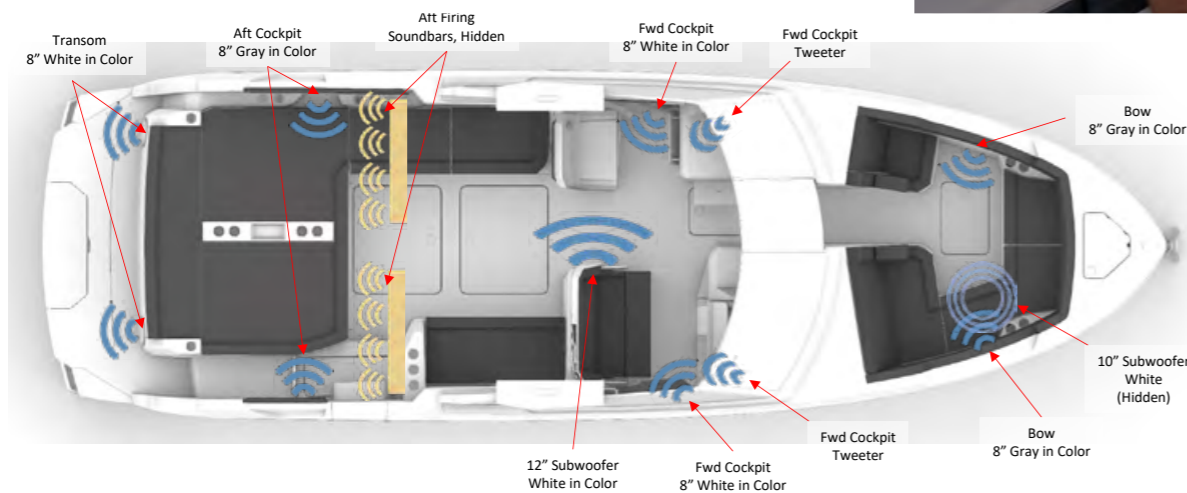


Platinum Sandbar Audio System

The Cobalt Platinum Sandbar Audio System includes the industry-first hardtop integrated aft firing sound bars(2) that are hidden beneath full upholstered panels. The complete system is acoustically tuned to the specific boat model for a perfectly balanced immersive audio experience from the bow, through the cockpit and aft to water sports activities. Being the first sound bar designed with true bass response that not only creates the best-in-class audio fidelity but audio you actually feel.

SYSTEM FEATURES

- ⦿ Harman Kardon A2B digital audio amplifiers w/ system totals up to 3400 Wrms
- ⦿ Industry first fully integrated sound bar into a hard top
- ⦿ 2 Hardtop Integrated Sound Bars - 300 Wrms each
- ⦿ Sound Bars include 8 x 2.75" woofers, 2 x 1" tweeters, and passive radiator array
- ⦿ 2 bow, 4 cockpit & 2 transom 3-way Full Range Harman Kardon speakers
- ⦿ 2 dash level Titanium Cockpit Tweeters
- ⦿ 12" Cockpit Subwoofer - 1000 Wrms
- ⦿ 10" bow subwoofers - 800 Wrms
- ⦿ Full function head unit w/ Bluetooth connection
- ⦿ IPX66 rated for the harsh marine environment
- ⦿ Custom tuned by Harman Acoustical Engineering



COBALT BOATS

R31SURF





STANDARD EQUIPMENT

Dash and Instrumentation

Compass, Digital
 Composite Helm Eyebrow, Custom Stitching
 Depth & Water Temp Gauge Pkg.
 Digital Switching
 Glass Cockpit, Dual Garmin 9" Displays
 Hour Meters, Digital
 Stainless Steel Switches
 Steering Wheel, Leather Color-Matched
 USB/USB-C Receptacle Charger

Engine Options

EVC w/PTA & Cruise (Volvo)
 Trip Computer (Volvo EVC)

Exterior

Anchor Locker
 Arch w/Sunshade
 Bow Scuff Plate, Stainless Steel
 Cleats (Bow, Midship, Stern)
 COBALT Lettering, Chrome Backlit
 Cockpit Entry Step
 Extended Running Surface
 Graphics, Molded-In Gelcoat
 Motorbox Actuator
 Ski Tow - Stainless Steel
 Sof-Trac Mat, Swim Platform
 Stainless Steel Engine Vents
 Swim Platform w/Flip-Down Swim Step
 Transhield Shipping Cover
 Wakeboard Racks, T2 (Roswell) w/o clamps
 Windshield, Black Frame

Interior

Cooler, Sof-Side (35L)
 Bench Seat Storage
 Bow Walk-Thru Door
 Cooler, 36 qt. (cockpit seat only)
 Dual Sundeck Convertible Lounger
 Head w/Pump Out Porta Potti
 Helm Seat, Extra Wide

Ice Chest, Bow
 Seating Varadense Comfort
 Sink Console (head compartment)
 Snack Stand w/Prep Galley w/o Refrigerator
 Trash Receptacle

Stereo

iPod/USB/MP3 Port
 Sound System w 6 Spkrs.
 Stereo Remote, Dash
 Stereo Remote, Transom (Prem/Plat Sound)

Structure, Safety, & Performance

10/5/3 Year Warranty Protection
 Battery Switch, Dual w/ACR
 Circuit Breaker Protected Elec System
 Composite Floor
 Composite Seat Bases
 Composite Transom
 Fiberglass Cockpit Liner
 Fiberglass Stringer System
 Fire Extinguisher, Automatic System
 Fire Extinguisher(s), Manual
 Ignition Safety Switch
 Kevlar Reinforced Hull
 Stainless Steel Windshield Braces
 Through Prop Exhaust
 Trim Tabs w/Indicators, w/o Autoglide

OPTIONAL EQUIPMENT

Canvas

Bow Tonneau Cover
 Cockpit Tonneau Cover
 Mooring Cover
 Shade Sail, Aft (req. Hard Top)
 Shade Sail, Bow

Dash and Instrumentation

Flir Vision Camera (w/Garmin Radar)
 Glass Cockpit, Dual Garmin 12" Displays
 Radar, Garmin Fantom 18"
 VHF Radio
 XM Weather

Engine Options

Anti-Corrosion System (Vol 300hp)
 TCC (Titanium Ceramic Coating)-Volvo
 VOL Total Control Pkg (Autopilot & DPS)

Exterior

Aft Walk-Thru Gate
 Arch w/Hard Top
 Arch w/Hard Top/Electric Awning
 Board Rack Covers, PTM
 Camera, Rear Facing (req. Hardtop)
 COBALT Lettering, Satin Black (exterior)
 COBALT Lettering, Satin White (exterior)
 Fender Clips w/Line (6) w/Storage
 Flagpole w/Flag
 Splash & Stow, Inflatable Island
 Splash & Stow, Inflatable Mat
 Surf Gate Accent
 Swim Platform Hydraulic w/Flip-Down Step
 Swim Platform Transom Lighting
 Teak Swim Platform
 Transom Shower (cold water)
 Transom Tilt Switches (twin)
 Underwater Lighting
 Wakeboard Racks, PTM ClampForce 3.0
 Windows, Hull Side

Interior

Air Compressor w/Holder
 Air Conditioning (Head/Helm)
 Bow Center Cushion Insert
 Bow Table (additional)
 Closet-Watersports (Head Compartment)
 Cockpit Heater
 Convenience Package
 Dinette Table w/Bow & Cockpit Receptacle
 Dinette Table w/Mat Accent
 Dinette Table, Solid Teak
 Floor Covering, Sea Grass (bow, cockpit)
 Floor Covering, Sea Grass (head)
 Floor Covering, Sea Grass (helm footrest)
 Footrest, Helm (Fold-Down)

Gray Water System
 Head, Vac (Thetford)
 Head, Vac (Thetford) w/Macerator
 Helm Seat, Electric
 Helm Watch, Passenger
 Interior Trim Pkg., Beehive
 Interior Trim Pkg., Wood
 LED Interior Accent Lighting (RGB) w/Hardtop
 LED Interior Accent Lighting (RGB) w/o Hardtop
 Phone Chargers, Bow (2)
 Snack Stand w/Prep Galley & Refrigerator
 Sof-Trac Mat (bow, cockpit)
 Sof-Trac Mat (head)
 Sof-Trac Mat (helm footrest)
 Sof-Trac Mat (watersports closet)
 Stainless Steel Foot Tread (helm only)
 Teak Floor, Bow & Cockpit
 Teak Floor, Head
 Throw Pillows, Weighted (10)
 Throw Pillows, Weighted (4)
 Wireless Phone Chargers, w/Holder

Stereo

HK Plat Sound w/Transom Spkrs.
 HK Plat Sound w/Transom Spkrs.-Hard Top
 HK Sound w/Transom & Arch Spkrs-2 pr. (Sunshade)
 HK Sound w/Transom & Sandbar Arch Spkrs (Hardtop)
 Prem Sound w/Transom & Arch Spkrs-1 pr.
 Prem Sound w/Transom Spkrs.
 Premium Sound w/Transom Spkrs.-Hard Top
 Satellite Radio System
 Stereo Remote, Transom (Std. Sound)

Structure, Safety, & Performance

Gyroscope, Seakeeper 1
 Battery Maintainer/Charger, 110v
 Battery Maintainer/Charger, 220v
 Rearview Mirror, Roswell w/Custom Cover
 Tool Kit
 Trim Tabs w/Indicators w/Autoglide
 Windlass w/Docking Lights System



COBALT

R33 SURF

Surf culture meets nautical opulence.

The new standard for watersports enthusiasts.

With its impressive 33' 4" LOA and 10' 6" beam, the R33 Surf boasts sleek lines, agile handling, an extraordinary ride, numerous amenities and the capability to ensure your whole family can enjoy the water in every way possible. Yacht-certified, the R33 Surf is both spacious and well-equipped, supporting activities, thrills and special moments, from daily cruising to wakesurfing, wakeboarding and more.

Offered with an array of twin forward-drive Volvo engines that allow you to independently adjust trim on each drive, the R33 Surf delivers up to 860 horsepower to carve the waves with ease. Moreover, ocean-going enthusiasts can choose the option of Volvo OceanX drives to provide an unprecedented level of protection from salt-water corrosion.

Of course, you and your passengers are treated to such luxury appointments as a hydraulically actuated swim platform, the industry's first Harman Kardon marine audio system, and a one-touch, all-electric planar folding tower and sunshade equipped with standard T2 board racks and tow balls, as well as advanced handling tools like a multiscreen Garmin glass cockpit, an intuitive joystick docking controller and a customized Seakeeper gyroscopic stabilization system.

Conveniences range from a cabin that accommodates sleeping as well as seating, to a side-entry door, a built-in smart TV and a wealth of ultra-fast USB-C charging stations and cupholders. Setting new standards for size, luxury and performance, the R33 Surf lets you make waves everywhere you go, whether you're on the water surfing or still at the dock.

SURF
SERIES



R33 SURF



Advanced Capabilities.

Customer-Inspired Innovation.

Inspired by and for our discerning customers, Cobalt has always sought to deliver more: more performance, more luxury, more comfort and, above all, a more memorable boating experience.

In keeping with this goal, Cobalt has since its inception set the standard by which day boats are measured, to help ensure that your time on the water is everything you expect it to be. Here are just a few of the many thoughtful advances we've pioneered:

- ☞ The Cobalt Splash & Stow system, simplifying the storage and handling of large, yacht-style inflatables
- ☞ The new Cobalt side-entry door, introduced on the R33
- ☞ The first boat brand to offer a Harman Kardon audio system, introduced first on the R33
- ☞ The new Seakeeper for Cobalt, the industry's best-in-class gyroscopic stabilizer that eliminates 95% of boat roll
- ☞ A dedicated storage pod for a Yamaha Seascooter underwater propulsion unit
- ☞ The new patent-pending Cobalt E-Step™, the first swim step to electrically lower into the water
- ☞ The Cobalt flip-up seat bolster, for better views over the windshield



Surf culture meets nautical opulence.

The new standard for watersports enthusiasts.

SPECIFICATIONS

Length Overall w/Swim Platform	33' 4"	10.16 m
Beam	10' 6"	3.20 m
Deadrise at Transom	21°	21°
Fuel Capacity	150 gal	568 L
Freshwater Capacity	25 gal	95 L
Bridge Clearance (windshield only)	6' 7"	2.00 m
Bridge Clearance (Tower Up)	9' 4"	2.84 m
Bridge Clearance (Tower Down)	7' 11"	2.41 m
Bridge Clearance (w/ Hardtop & Radar)	10' 4"	3.15 m
Draft Drive Up, Twin Eng.	27.5"	0.69 m
Draft Drive Down, Twin Eng.	33.5"	0.85
Dry Weight, w/Twin Engines (options not included)	11,793 lbs	5349 kg
Boat Certified Capacity	Yacht Certified	
Boat Certified Capacity w/gear	Yacht Certified	

VOLVO PENTA STERNDRIVE POWER

Twin V8-300CE-G DP FWD Joystick	300 hp	221 PkW
Twin V8-350CE-G DP FWD Joystick	350 hp	261 PkW
Twin V8-380CE DP FWD Joystick	380 hp	283 PkW
Twin V8-430CE DP FWD Joystick	430 hp	321 PkW



COBALT BOATS

R33 SURF





STANDARD EQUIPMENT

Dash and Instrumentation

- Compass, Digital
- Composite Helm Eyebrow, Custom Stitching
- Depth & Water Temp Gauge Pkg.
- Glass Cockpit, Dual Garmin 8610
- Hour Meters
- Stainless Steel Switches
- Steering Wheel, Leather Color-Matched
- USB/USB-C Receptacle Charger

Engine Options

- EVC w/PTA & Cruise
- Trip Computer

Exterior

- Anchor Locker
- Arch, Elec. Fwd. Folding w/Rotating Sunshade
- Bow Scuff Plate, Stainless Steel
- Cleats (Bow, Midship, Stern)
- COBALT Lettering, Chrome Backlit
- Extended Running Surface
- Graphics, Molded-In Gelcoat
- Motorbox Actuator
- Ski Tow - Stainless Steel
- Sky Lights (Cabin & Head)
- Sof-Trac Mat, Swim Platform
- Stainless Steel Engine Vents
- Swim Platform w/Flip-Down Swim Step
- Tow Balls
- Transhield Shipping Cover
- Wakeboard Racks, T2 (Roswell) w/clamps
- Windshield, Black Aluminum w/SS Header

Interior

- Bench Seat Storage
- Bow Walk-Thru Door
- Cooler, 36 qt. (cockpit seat only)
- Dual Sundeck Convertible Lounger
- Head w/Pump Out Porta Potti
- Helm Seat, Extra Wide
- Ice Chest, Bow

- Seating Varadense Comfort
- Sink Console (head compartment)
- Trash Receptacle

Stereo

- iPod/USB/MP3 Port
- Sound System w 6 Spkrs.
- Stereo Remote, Dash
- Stereo Remote, Transom (Prem/Plat Sound)

Structure, Safety, & Performance

- 10/5/3 Year Warranty Protection
- Battery Switch, Dual w/ACR
- Circuit Breaker Protected Elec System
- Composite Floor
- Composite Seat Bases
- Composite Transom
- Fiberglass Cockpit Liner
- Fiberglass Stringer System
- Fire Extinguisher, Automatic System
- Fire Extinguisher(s), Manual
- Ignition Safety Switch
- Kevlar Reinforced Hull
- Stainless Steel Windshield Braces
- Through Prop Exhaust
- Trim Tabs w/Indicators, w/o Autoglide

OPTIONAL EQUIPMENT

Canvas

- Bow Tonneau Cover
- Cockpit Tonneau Cover
- Mooring Cover
- Shade Sail, Aft
- Shade Sail, Bow

Dash and Instrumentation

- Glass Cockpit, Dual Garmin 8612 Upgrade
- Radar, Garmin Fantom 18"
- VHF Radio
- Wireless Phone Chargers, w/Holder
- XM Weather

Engine Options

- Anti-Corrosion System (Vol 300hp)
- TCC (Titanium Ceramic Coating)-Volvo
- VOL Total Control Pkg (Autopilot & DPS)

Exterior

- Aft Walk-Thru Gate
- Arch w/Hard Top
- Arch w/Hard Top & Electric Awning
- Board Rack Covers, PTM
- Boarding Door, Cockpit
- COBALT Lettering, Satin Black (exterior)
- COBALT Lettering, Satin White (exterior)
- Fender Clips w/Line (6)
- Flagpole w/Flag
- Sof-Trac Mat, Swim Platform
- Splash & Stow, Inflatable Island
- Splash & Stow, Inflatable Mat
- Surf Gate Accent
- Swim Platform Hydraulic w/Flip-Down Step
- Swim Platform Transom Lighting
- Teak Swim Platform
- Transom Shower (cold water)
- Transom Tilt Switches
- Underwater Lighting
- Wakeboard Racks, PTM ClampForce 3.0

Interior

- Air Compressor w/Holder
- Air Conditioning, 110v (Head/Cabin)
- Bow Center Cushion Insert
- Bow Table (additional)
- Cockpit Heater
- Dinette Table w/Bow & Cockpit Receptacle
- Dinette Table, Solid Teak
- Electric Stove Top (req. Galley)
- Floor Covering, Sea Grass (bow, cockpit)
- Floor Covering, Sea Grass (head, cabin)
- Floor Covering, Sea Grass (helm footrest)
- Footrest, Helm (Fold-Down)
- Galley, Cockpit (replaces seat)
- Gray Water System

- Head w/VacuFlush
- Head w/VacuFlush, Macerator
- Helm Seat, Electric
- Interior Trim Pkg., Beehive - w/Galley
- Interior Trim Pkg., Beehive - w/Seat
- Interior Trim Pkg., Wood - w/Galley
- Interior Trim Pkg., Wood - w/Seat
- LED Interior Accent Lighting (RGB)
- Sof-Trac Mat (bow, cockpit)
- Sof-Trac Mat (head, cabin)
- Sof-Trac Mat (helm footrest)
- Stainless Steel Foot Tread (helm only)
- Teak Floor, Bow & Cockpit
- Teak Floor, Head & Cabin
- Throw Pillows, Weighted (10)
- Throw Pillows, Weighted (4)
- TV Smart 22", 12v (Cabin)

Stereo

- HK Plat Sound w/Transom Spkrs.
- HK Plat Sound w/Transom Spkrs.-Hard Top
- HK Sound w/Transom & Arch Spkrs-2 pr.
- Prem Sound w/Transom & Arch Spkrs-1 pr.
- Prem Sound w/Transom Spkrs.
- Premium Sound w/Transom Spkrs.-Hard Top
- Satellite Radio System
- Stereo Remote, Transom (Std. Sound)

Structure, Safety, & Performance

- Gyroscope, Seakeeper 2
- Battery Maintainer/Charger, 110v
- Battery Maintainer/Charger, 220v
- Generator, 7.5K-110v
- Generator, 7.5K-220v
- Rearview Mirror, Roswell w/Custom Cover
- Shorepower, 110v
- Shorepower, 220v
- Tool Kit
- Trim Tabs w/Indicators w/Autoglide
- Windlass w/Docking Lights System
- Windlass, All Chain w/Anchor



COBALT

R35 SURF

R35 Surf

Pioneering Yacht Surfing.

The Cobalt R35 Surf is the next evolution in wakesurf boating—a vessel that redefines boundaries and establishes a class all its own: Yacht Surfing. As the largest surf boat Cobalt has ever built, the R35 Surf brings together unrivaled luxury, groundbreaking performance, and cutting-edge technology to deliver an experience unlike any other on the water.

Equipped with Surf Gate™ and intuitive Garmin Surf Controls, the R35 Surf produces towering waves with monstrous lengths, effortlessly customizable to match every rider's ideal surf conditions. From seasoned pros carving perfect lines to families discovering the thrill of the wake, the R35 Surf tailors every ride to perfection.

Beyond its industry-leading surf performance, the R35 Surf embodies yacht-inspired luxury with an array of premium features. Enjoy the convenience of an auto-deploy galley for grilling, and a built-in refrigerator and freezer, ensuring effortless entertaining. Retreat to queen-sized sleeping quarters for ultimate relaxation, while the optional 12v AC System provides cabin and head climate control for a truly comfortable experience. Powered by twin Forward Drive Volvo Penta engines boasting a combined maximum 860 HP, the R35 Surf offers impressive power and responsiveness, making every journey as exhilarating as the waves themselves.

This yacht-certified marvel doesn't just push limits—it obliterates them. Combining the power and sophistication of a yacht with the adrenaline-fueled excitement of surfing, the R35 Surf pioneers a new era of water sports, offering enthusiasts a seamless blend of performance and opulence.

This is Yacht Surfing. Prepare to experience the ultimate wave.

SURF
SERIES



R35 SURF



R35 Surf

Pioneering Yacht Surfing.

SPECIFICATIONS

Length Overall w/Swim Platform	35' 4"	10.77 m
Beam	10' 10"	3.30 m
Deadrise at Transom	21 degrees	21 degrees
Fuel Capacity	165gal	625 L
Freshwater Capacity	25 gal	95 L
Holding Tank Capacity	10 gal	38 L
Bridge Clearance (w/ Hardtop)	9' 7"	2.92 m
Bridge Clearance (w/ Hardtop and Radar)	10' 7"	3.23 m
Bridge Clearance (w/Hardtop, Radar and Flir)	11' 7"	3.53 m
Draft Drive Up, Twin Eng.	32.5"	0.82 m
Draft Drive Down, Twin Eng.	38.5"	0.98 m
Dry Weight, w/Twin Engines (options not included)	13,400 lbs	6078 kg
Boat Certified Capacity	Yacht Certified	
Boat Certified Capacity w/gear	Yacht Certified	

VOLVO PENTA POWER

Twin V8-380CE DP FWD Joystick	380 hp	283 PKW
Twin V8-430CE DP FWD Joystick	430 hp	321 PKW



COBALT BOATS

R35 SURF





STANDARD EQUIPMENT

Dash and Instrumentation

Compass, Digital
 Composite Helm Eyebrow, Custom Stitching
 Depth & Water Temp Gauge Pkg.
 Glass Cockpit, Dual Garmin 8610
 Hour Meters
 Stainless Steel Switches
 Steering Wheel, Leather Color-Matched
 USB/USB-C Receptacle Charger

Engine Options

EVC w/PTA & Cruise
 Trip Computer

Exterior

Anchor Locker
 Arch w/Hard Top
 Bow Scuff Plate, Stainless Steel
 Cleats (Bow, Midship, Stern)
 COBALT Lettering, Chrome Backlit
 Extended Running Surface
 Graphics, Molded-In Gelcoat
 Motorbox Actuator
 Ski Tow - Stainless Steel
 Sky Lights (Cabin & Head)
 Sof-Trac Mat, Swim Platform
 Stainless Steel Engine Vents
 Swim Platform w/Flip-Down Swim Step
 Tow Balls
 Transhield Shipping Cover
 Wakeboard Racks, T2 (Roswell) w/clamps
 Windshield, Black Aluminum w/SS Header

Interior

Bench Seat Storage
 Bow Walk-Thru Door
 Cooler, 36 qt. (cockpit seat only)
 Dual Sundeck Convertible Lounger
 Head w/VacuFlush
 Helm Seat, Extra Wide
 Ice Chest, Bow
 Seating Varadense Comfort
 Sink Console (head compartment)
 Trash Receptacle

Stereo

iPod/USB/MP3 Port
 Sound System w 6 Spkrs.
 Stereo Remote, Dash
 Stereo Remote, Transom (Prem/Plat Sound)

Structure, Safety, & Performance

10/5/3 Year Warranty Protection
 Battery Switch, Dual w/ACR
 Circuit Breaker Protected Elec System
 Composite Floor
 Composite Seat Bases
 Composite Transom
 Fiberglass Cockpit Liner
 Fiberglass Stringer System
 Fire Extinguisher, Automatic System
 Fire Extinguisher(s), Manual
 Ignition Safety Switch
 Kevlar Reinforced Hull
 Shorepower, 110v
 Stainless Steel Windshield Braces
 Through Prop Exhaust
 Trim Tabs w/Indicators, w/o Autoglide

OPTIONAL EQUIPMENT

Canvas

Bow Tonneau Cover
 Cockpit Tonneau Cover
 Mooring Cover
 Shade Sail, Aft
 Shade Sail, Bow

Dash and Instrumentation

Flir Vision Camera (w/Garmin Radar)
 Glass Cockpit, Dual Garmin 8612 Upgrade
 Radar, Garmin Fantom
 VHF Radio
 XM Weather

Engine Options

TCC (Titanium Ceramic Coating)-Volvo
 VOL Total Control Pkg (Autopilot & DPS)

Exterior

Arch w/Hard Top & Electric Awning
 Board Rack Covers, PTM
 Boarding Door, Cockpit
 COBALT Lettering, Satin Black (exterior)
 COBALT Lettering, Satin White (exterior)
 Fender Clips w/Line (6)
 Flagpole w/Flag
 Sof-Trac Mat, Gunwales
 Sof-Trac Mat, Swim Platform
 Splash & Stow, Inflatable Island
 Splash & Stow, Inflatable Mat
 Surf Gate Accent
 Swim Platform Hydraulic w/Flip-Down Step
 Swim Platform Transom Lighting
 Teak Swim Platform
 Transom Shower (hot & cold)
 Transom Tilt Switches
 Underwater Lighting
 Wakeboard Racks, PTM ClampForce 3.0

Interior

Air Compressor w/Holder
 Air Conditioning/Heating, 110v
 Bow Center Cushion Insert
 Bow Table (additional)
 Dinette Table w/Bow & Cockpit Receptacle
 Dinette Table w/Mat Accent
 Dinette Table, Solid Teak
 Dinette Table, Solid Teak-Oversized (cockpit)
 Floor Covering, Sea Grass (bow, cockpit)

Floor Covering, Sea Grass (head, cabin)
 Floor Covering, Sea Grass (helm footrest)
 Footrest, Helm (Fold-Down)
 Galley, Cockpit (Sink/Microwave)
 Galley, Cockpit (Sink/Microwave/Grill)
 Gray Water System
 Head w/VacuFlush, Macerator
 Helm Seat, Electric
 Helm Watch (Passenger)
 Interior Trim Pkg., Beehive
 Interior Trim Pkg., Wood
 LED Interior Accent Lighting (RGB) w/Galley
 LED Interior Accent Lighting (RGB) w/o Galley
 Phone Chargers (2), Bow
 Refrigerator / Freezer, Cockpit
 Sof-Trac Mat (bow, cockpit)
 Sof-Trac Mat (head, cabin)
 Sof-Trac Mat (helm footrest)
 Stainless Steel Foot Tread (helm only)
 Teak Floor, Bow & Cockpit
 Teak Floor, Head & Cabin
 Throw Pillows, Weighted (10)
 Throw Pillows, Weighted (4)
 TV Smart 22", 12v (Cabin)
 Wireless Phone Chargers, w/Holder

Stereo

HK Plat Sound w/Transom Spkrs.-Hard Top
 Premium Sound w/Transom Spkrs.-Hard Top
 Satellite Radio System
 Stereo Remote, Transom (Std. Sound)

Sucture, Safety, & Performance

Generator, 7.5K-110v
 Generator, 7.5K-220v
 Gyroscope, Seakeeper 2
 Shorepower, 220v
 Tool Kit
 Trim Tabs w/Indicators w/Autoglide
 Windlass w/Chain Counter/Docking Lights System
 Windlass w/Docking Lights System
 Windlass, All Chain w/Anchor
 Windlass, All Chain w/Anchor & Chain Counter
 Windlass, Fresh Water Washdown



R4 OUTBOARD

Cobalt R4 Outboard

A voyage of personal discovery.

Built with Cobalt's characteristic attention to detail, the R4 Outboard delivers up to 350 hp. from a choice of Yamaha or Mercury engines. Featuring an outboard-configured hull and acoustic baffling, the R4 OB provides the famous Cobalt ride while offering the efficiency, ease of maintenance and lower cost of ownership associated with outboard propulsion.

Incorporating sleek lines, crisp handling and a long list of options, the new R4OB features a 24'3" length and an 8'6" beam, accommodating as many as 13 passengers with a certified capacity of up to 2,100 lb. Standard features include a 6-speaker audio system with AM/FM stereo, Bluetooth and an iPod/USB/MP3 port; a dual Garmin glass cockpit; gloss black switch panels with illuminated switches; accessory and USB power plugs; a depth and water-temp package; removable aft, cockpit and bow carpet; a walk-through bow door; and such topside amenities as an aft sunpad with folding backrest, a flip-backrest passenger seat and a Delmar captain's chair. Standard exterior items include an anchor locker, stainless bow scuff plate, ski pylon and a swim platform with flip-down swim step.

Options are plentiful, from engine, cockpit and audio system upgrades to a cockpit heater with pull-out vent, a removable cooler, LED interior lighting, a dinette table, air compressor, Sea Grass or Soft-Trac floor covering, an electric helm seat and an array of aluminum towers, covers, wake-board racks and shades – even a transom shower. Available exterior upgrades include a folding tower with bimini or rotating sunshade and electrically powered actuators.

 **COBALT**
COASTAL EDITION



R4 OUTBOARD



An Innovative Revival of Tradition.

Ultimate possibilities of intelligent design.

SPECIFICATIONS

Length Overall w/Swim Platform	24' 3"	7.39 m
Beam	8' 6"	2.59 m
Fuel Capacity	70 gal.	265 L
Bridge Clearance	59"	1.50 m
Bridge Clearance w/Bimini	tba	tba
Bridge Clearance w/Tower	100"	2.54 m
Draft Drive Up	19"	0.48 m
Draft Drive Down	34"	0.86 m
Dry Weight (varies with options)	4986 lbs.	2262 kg
Boat Certified Capacity w/gear	2100 lbs.	953 kg
Boat Certified Capacity	13 persons	

YAMAHA OUTBOARD POWER

F200 XCA, White D.E.C. INT	200 hp	149 PkW
F250 XCA, White D.E.C. INT	250 hp	186 PkW
F300 XCA, White D.E.C. INT	300 hp	224 PkW
F350 XSA, White D.E.C. INT	350 hp	261 PkW

MERCURY OUTBOARD POWER

200 Verado, Black w/PAS	200 hp	149 PkW
250 Verado, Black w/PAS	250 hp	186 PkW
300 Verado, Black w/PAS	300 hp	224 PkW
300 Verado, White w/PAS	300 hp	224 PkW
350 Verado, Black V10 w/PAS	350 hp	261 PkW
350 Verado, White V10 w/PAS	350 hp	261 PkW



COBALT BOATS

R4 OUTBOARD





STANDARD EQUIPMENT

Dash and Instrumentation

- Accessory Power Plug - 12 Volt (dual)
- Composite Helm Eyebrow, Custom Stitching
- Depth & Water Temp Pkg.
- Glass Cockpit, Dual Garmin 743
- Gloss Black Dash Console
- Hour Meter(s)
- Illuminated Switch Panel/Switches
- Stainless Steel Switches
- Steering Wheel, Black Leather/Stainless Steel

Exterior

- Anchor Locker
- Bow Scuff Plate, Stainless Steel
- Graphics, Molded-In Gelcoat
- Midship Cleats
- Swim Step, Stbd.
- Transhield Shipping Cover
- Windshield, Obsidian w/SS Accents

Interior

- Aft Sunpad Backrest SS Accent Rail
- Bow Walk-Thru Door
- Dash Storage Pocket
- Del Mar Helm Capt. Chair
- Ice Chest, Molded-In
- Passenger Seat Flip Backrest System
- Seating Varadense Comfort
- Sundeck Convertible Lounger
- Trash Receptacle, 3.5 gal

Stereo

- iPod/USB/MP3 Port
- Sound System, Bluetooth, w/6 Spkrs.
- Speaker Covers, Arch (Platinum Sound)
- Speaker Covers, Spt. Tower (Plat. Sound)
- Stereo Remote, Dash

Structure, Safety, & Performance

- 10/5/3 Year Warranty Protection
- Battery Switch, Dual w/ACR
- Circuit Breaker Protected Elec System
- Coastal Edition
- Composite Floor
- Composite Transom
- Fiberglass Cockpit Liner
- Fiberglass Stringer System
- Fire Extinguisher(s), Manual
- Ignition Safety Switch
- Kevlar Reinforced Hull
- Stainless Steel Windshield Braces

OPTIONAL EQUIPMENT

Canvas

- Bimini, Premium
- Bimini, Premium Easy-Fold
- Bow Tonneau Cover
- Cockpit Tonneau Cover
- Mooring Cover
- Shade Sail, Aft (req. Arch w/Sunshade)
- Shade Sail, Bow

Dash and Instrumentation

- Glass Cockpit, Dual Garmin 743 XSV
- Glass Cockpit, Dual Garmin 8610
- Glass Cockpit, Dual Garmin 8610 XSV
- Steering Wheel, Leather Color-Matched
- Wireless Phone Charger, w/Holder
- XM Weather

Engine Options

- Active Trim, Merc

Exterior

- Arch Elec, Alum Folding w/Bimini
- Arch, Alum, Folding w/Bimini
- Arch, Elec Folding w/Rotating Sunshade
- Arch, Folding w/Rotating Sunshade
- Board Rack Covers, PTM
- Boarding Ladder, Port
- COBALT Lettering, Satin Black (exterior)
- COBALT Lettering, Satin White (exterior)
- Docking Lights-Stainless Steel
- Fender Clips w/Line (4)
- Flagpole w/Flag
- Model Designator, LED, Transom
- Rod Holders, Gunwales (1 pr.)
- Rod Holders, Spt. Tower (1 pr.)
- Ski Pylon
- Sof-Trac Mat, Gunwales
- Sof-Trac Mat, Swim Platform w/Flip-Down Swim Step
- Sport Tower w/Sunshade
- Swim Platform Transom Lighting
- Transom Shower
- Underwater Lighting, RGB
- Wakeboard Racks, Elite (Alum)
- Wakeboard Racks, PTM ClampForce 3.0
- Wakeboard Racks, Triton 2 (Roswell)

Interior

- Aft Facing Rumble Seat
- Air Compressor w/Holder
- Bow Center Cushion Insert
- Dinette Table w/Teak Accent
- Dinette Table, Solid Teak
- Floor Covering, Sea Grass
- Helm Seat, Electric
- LED Interior Accent Lighting (RGB)
- Sof-Trac Mat, Cockpit
- Stainless Steel Foot Tread (helm only)
- Storage Compartment Lighting
- Throw Pillows, Weighted (10)
- Throw Pillows, Weighted (4)
- Wood Interior Accent Pkg.

Stereo

- Plat Sound w/Transom & Arch Spkrs-1 pr. (Spt Tower)
- Plat Sound w/Transom & Arch Spkrs-2 pr.
- Plat Sound w/Transom Spkrs.
- Prem Sound w/Transom & Arch Spkrs-1 pr.
- Prem Sound w/Transom Spkrs.
- Satellite Radio System
- Speaker Covers, Spt. Tower (Plat. Sound)
- Stereo Remote, Transom (Std. Sound)

Structure, Safety, & Performance

- Battery Maintainer/Charger, 110v
- Battery Maintainer/Charger, 220v
- Bonding System w/Sacrificial Anodes *
- Rearview Mirror, PTM w/Custom Cover
- Rearview Mirror, Roswell w/Custom Cover
- Tool Kit
- Trim Tabs w/Indicators, w/o Autoglide
- Windlass, All Chain w/Anchor

*Coastal Edition enhancement

All specifications, standard and optional equipment are subject to change without notice.



COBALT
COASTAL EDITION

YAMAHA

R6 OUTBOARD

Power, Performance, Luxury and Comfort.

Truly the next generation outboard.

Never compromise your day on the water. With the Cobalt R6 Outboard, power, performance, luxury and comfort are all yours. Enjoy the versatile performance, styling and amenities demanded by discerning boaters, and always delivered by Cobalt - now combined with unsurpassed outboard power. The 25' 5" R6 Outboard sports many new and exclusive features including increased storage for water sports gear and larger Cobalt Glass Cockpit touchscreens.

With an interior beam measuring wider than most competitive runabouts, the R6 offers a roomy, expansive interior with plenty of room for passengers and their things. Plus, the double-stitched upholstery now offers new cool-to-touch Fresco Chil vinyl on the darker colors, that provide surface temperature reductions of up to 20° on sunny days.

The dash-mounted phone cradle with wireless charging is a nice touch, as is the enhanced audio system with the well-placed standard six speaker configuration, but steps up a couple of notches with the Premium or Platinum options with dedicated tweeters, sub-woofers and mid-ranges for unrivaled sound.

These features, and many more, like several foldable tower options, an innovative new high-dock safety step, and a self-bailing cockpit make the new R6 Outboard truly the next generation outboard!



R6 OUTBOARD



An Innovative Revival of Tradition.

Ultimate possibilities of intelligent design.

SPECIFICATIONS

Length Overall w/Swim Platform	25' 5"	7.75 m
Beam	8' 6"	2.59 m
Interior Cockpit Width	95"	2.41 m
Fuel Capacity	80 gal.	302 L
Freshwater Capacity	10 gal.	38 L
Bridge Clearance w/o Bimini	61"	1.55 m
Bridge Clearance w/Arch	104"	2.64 m
Draft Drive Up	17"	0.43 m
Draft Drive Down	32"	0.81 m
Dry Weight (varies with options)	5300 lbs.	2404 kg
Boat Certified Capacity w/gear	2100 lbs.	952 kg
Boat Certified Capacity	14 persons	

YAMAHA OUTBOARD POWER

F250 XCA, White D.E.C. INT	250 hp	186 PkW
F300 XCA, White D.E.C. INT	300 hp	224 PkW

MERCURY OUTBOARD POWER

250 Verado, Black w/PAS	250 hp	186 PkW
300 Verado, Black w/PAS	300 hp	224 PkW
300 Verado, White w/PAS	300 hp	224 PkW
350 Verado, Black V10 w/PAS	350 hp	261 PkW



COBALT BOATS

R6 OUTBOARD





STANDARD EQUIPMENT

Dash and Instrumentation

Accessory Power Plug - 12 Volt (dual)
 Composite Helm Eyebrow, Custom Stitching
 Depth & Water Temp Pkg.
 Glass Cockpit, Dual Garmin 743
 Gloss Black Dash Console
 Hour Meter(s)
 Illuminated Switch Panel/Switches
 Stainless Steel Switches
 Steering Wheel, Black Leather/Stainless Steel

Exterior

Anchor Locker
 Bow Scuff Plate, Stainless Steel
 Fender Clips w/Line (4)
 Graphics, Molded-In Gelcoat
 Midship Cleats
 Model Designator, LED, Transom
 Swim Step, Stbd.
 Transhield Shipping Cover
 Windshield, Obsidian w/SS Accents

Interior

Aft Sunpad Backrest SS Accent Rail
 Bow Walk-Thru Door
 Cooler, Removable Hard-Side (36 qt.)
 Dash Storage Pocket
 Del Mar Helm Capt. Chair
 Head w/Porta Potti
 Passenger Seat Flip Backrest System
 Seating Varadense Comfort
 Sundeck Convertible Lounger
 Trash Receptacle, 3.5 gal

Stereo

iPod/USB/MP3 Port
 Sound System, Bluetooth, w/6 Spkrs.
 Speaker Covers, Arch (Platinum Sound)
 Speaker Covers, Spt. Tower (Plat. Sound)
 Stereo Remote, Dash

Structure, Safety, & Performance

10/5/3 Year Warranty Protection
 Battery Switch, Dual w/ACR
 Circuit Breaker Protected Elec System
 Coastal Edition
 Composite Floor
 Composite Transom
 Fiberglass Cockpit Liner
 Fiberglass Stringer System
 Fire Extinguisher(s), Manual
 Ignition Safety Switch
 Kevlar Reinforced Hull
 Stainless Steel Windshield Braces

OPTIONAL EQUIPMENT

Canvas

Bimini, Premium
 Bimini, Premium Easy-Fold
 Bow Tonneau Cover
 Cockpit Tonneau Cover
 Mooring Cover
 Shade Sail, Aft (req. Arch w/Sunshade)
 Shade Sail, Bow

Dash and Instrumentation

Glass Cockpit, Dual Garmin 743 XSV
 Glass Cockpit, Dual Garmin 8610
 Glass Cockpit, Dual Garmin 8610 XSV
 Steering Wheel, Leather Color-Matched
 Wireless Phone Charger, w/Holder
 XM Weather

Engine Options

Active Trim, Merc

Exterior

Arch Elec, Alum Folding w/Bimini
 Arch, Alum, Folding w/Bimini
 Arch, Elec Folding w/Rotating Sunshade
 Arch, Folding w/Rotating Sunshade
 Board Rack Covers, PTM
 Boarding Ladder, Port
 COBALT Lettering, Satin Black (exterior)
 COBALT Lettering, Satin White (exterior)
 Color-Accented Hard Top Headliner
 Docking Lights-Stainless Steel
 Flagpole w/Flag
 Portal Light (1 in Head Compartment)
 Rod Holders, Gunwales (1 pr.)
 Rod Holders, Spt. Tower (1 pr.)
 Ski Pylon
 Sof-Trac Mat, Gunwales
 Sof-Trac Mat, Swim Platform w/Flip-Down Swim Step
 Sport Tower w/Hardtop (white)
 Sport Tower w/Sunshade
 Swim Platform Transom Lighting
 Transom Shower
 Underwater Lighting, RGB
 Wakeboard Racks, Elite (Alum)

Wakeboard Racks, PTM ClampForce 3.0
 Wakeboard Racks, Triton 2 (Roswell)

Interior

Aft Walk-Thru Filler Cushions
 Air Compressor w/Holder
 Bow Center Cushion Insert
 Dinette Table w/Teak Accent
 Dinette Table, Solid Teak
 Floor Covering, Sea Grass
 Gray Water System
 Head w/Electric Porcelain Toilet
 Head w/Electric Porcelain, Macerator
 Head w/Pump Out Porta Potti
 Head w/Pump Out Porta-Potti, Macerator
 Helm Seat, Electric
 LED Interior Accent Lighting (RGB)
 Sink Console (head compartment)
 Sof-Trac Mat, Cockpit
 Stainless Steel Foot Tread (helm only)
 Storage Compartment Lighting
 Throw Pillows, Weighted (10)
 Throw Pillows, Weighted (4)
 Wood Interior Accent Pkg.

Stereo

Plat Sound w/Transom & Arch Spkrs-1 pr. (Spt Tower)
 Plat Sound w/Transom & Arch Spkrs-2 pr.
 Plat Sound w/Transom Spkrs.
 Prem Sound w/Transom & Arch Spkrs-1 pr.
 Prem Sound w/Transom Spkrs.
 Satellite Radio System
 Stereo Remote, Transom (Std. Sound)

Structure, Safety, & Performance

Battery Maintainer/Charger, 110v
 Battery Maintainer/Charger, 220v
 Bonding System w/Sacrificial Anodes *
 Rearview Mirror, PTM w/Custom Cover
 Rearview Mirror, Roswell w/Custom Cover
 Tool Kit
 Trim Tabs w/Indicators, w/o Autoglide
 Windlass, All Chain w/Anchor

*Coastal Edition enhancement

All specifications, standard and optional equipment are subject to change without notice.



R8 OUTBOARD

Power, Luxury and Versatility

Truly the next generation outboard.

With families continuing to seek quality outdoor time together, Cobalt Boats introduces its R8 Outboard, a top-of-the-line addition to its series of outboard runabouts. Featuring the clean lines, superb performance and deluxe appointments found in the sterndrive R8, the R8 Outboard offers the same 27' 10" length and 8' 6" beam with greater fuel capacity for its powerful outboard Yamaha or Mercury engines.

Ideally suited for extended season use, whether on inland lakes or in salt water, the R8 Outboard design boasts a deep cockpit, with ample freeboard and a spacious interior with large bow and cockpit areas. Yacht Certified, the R8 OB is a reimagining of what an outboard can be, setting new standards for luxury, versatility and durability. Satellite radio and other audio sources are delivered by up to 14 speakers and 2 subwoofers, for a soundtrack that matches the array of new exterior and interior color options.

Cobalt signature touches abound, with 'Fresco Chil' upholstery to reduce temperatures by up to 20° on dark surfaces; new Sof-Trac colors and patterns in the cockpit, on the gunwales, on the swim platform and in the head; bow and aft shade sails; accent wood trim; and plenty of beverage holders.

These features, and many more, make the new R8 Outboard truly the next generation outboard!

 **COBALT**
COASTAL EDITION



R8 OUTBOARD



Power, Luxury and Versatility

Truly the next generation outboard.

SPECIFICATIONS

Length Overall w/Swim Platform	27' 10"	8.48 m
Beam	8' 6"	2.59 m
Fuel Capacity	125 gal.	473 L
Freshwater Capacity	10 gal.	38 L
Bridge Clearance w/o Bimini	63"	1.60 m
Bridge Clearance w/Tower	106"	2.69 m
Draft Drive Up	16"	0.41 m
Draft Drive Down	30"	0.76 m
Dry Weight (varies with options)	6500 lbs.	2948 kg
Boat Certified Capacity	Yacht Certified	
Boat Certified Capacity w/gear	Yacht Certified	

YAMAHA OUTBOARD POWER

F350 XCA, White D.E.C. INT	350 hp	261 PkW
F250 XCA, White D.E.C. INT	250 hp	186 PkW
F300 XCA, White D.E.C. INT	300 hp	224 PkW
F350 XSA, White D.E.C. INT	350 hp	261 PkW
Twin F200 XCA, White D.E.C. INT w/Joystick	200 hp	149 PkW
Twin F200 XCA, White D.E.C. INT w/o Joystick	200 hp	149 PkW
Twin F250 XCA, White D.E.C. INT w/Joystick	250 hp	186 PkW
Twin F250 XCA, White D.E.C. INT w/o Joystick	250 hp	186 PkW
Twin F300 XCA, White D.E.C. INT w/Joystick	300 hp	224 PkW
Twin F300 XCA, White D.E.C. INT w/o Joystick	300 hp	224 PkW

MERCURY OUTBOARD POWER

250 Verado, Black w/PAS	250 hp	186 PkW
300 Verado, Black w/PAS	300 hp	224 PkW
300 Verado, White w/PAS	300 hp	224 PkW
350 Verado, Black V10 w/PAS	350 hp	261 PkW
350 Verado, White V10 w/PAS	350 hp	261 PkW
400 Verado, Black V10 w/PAS	400 hp	298 PkW
400 Verado, White V10 w/PAS	400 hp	298 PkW
Twin 200 Verado, Black, DTS (Joystick n/a)	200 hp	149 PkW
Twin 250 Verado, Black ELEC w/Joystick	250 hp	186 PkW
Twin 250 Verado, White ELEC w/Joystick	250 hp	186 PkW
Twin 300 Verado, Black ELEC w/Joystick	300 hp	224 PkW
Twin 300 Verado, Black w/o Joystick	300 hp	224 PkW
Twin 300 Verado, White ELEC w/Joystick	300 hp	224 PkW
Twin 300 Verado, White w/o Joystick	300 hp	224 PkW



COBALT BOATS

R8 OUTBOARD





STANDARD EQUIPMENT

Dash and Instrumentation

- Accessory Power Plug - 12 Volt (dual)
- Composite Helm Eyebrow, Custom Stitching
- Depth & Water Temp Pkg.
- Glass Cockpit, Dual Garmin 743
- Gloss Black Dash Console
- Hour Meter(s)
- Illuminated Switch Panel/Switches
- Stainless Steel Switches
- Steering Wheel, Black Leather/Stainless Steel

Exterior

- Anchor Locker
- Bow Scuff Plate, Stainless Steel
- Fender Clips w/Line (4)
- Graphics, Molded-In Gelcoat
- Midship Cleats
- Model Designator, LED, Transom
- Swim Step, Stbd.
- Transhield Shipping Cover
- Windshield, Obsidian w/SS Accents

Interior

- Aft Sunpad Backrest SS Accent Rail
- Bow Walk-Thru Door
- Cooler, Removable Hard-Side (36 qt.)
- Dash Storage Pocket
- Del Mar Helm Capt. Chair
- Head w/Porta Potti
- Passenger Seat Flip Backrest System
- Seating Varadense Comfort
- Sundeck Convertible Lounger
- Trash Receptacle, 3.5 gal

Stereo

- iPod/USB/MP3 Port
- Sound System, Bluetooth, w/6 Spkrs.
- Speaker Covers, Arch (Platinum Sound)
- Speaker Covers, Spt. Tower (Plat. Sound)
- Stereo Remote, Dash

Structure, Safety, & Performance

- 10/5/3 Year Warranty Protection
- Battery Switch, Dual w/ACR
- Circuit Breaker Protected Elec System
- Coastal Edition
- Composite Floor
- Composite Transom
- Fiberglass Cockpit Liner
- Fiberglass Stringer System
- Fire Extinguisher(s), Manual
- Ignition Safety Switch
- Kevlar Reinforced Hull
- Stainless Steel Windshield Braces

OPTIONAL EQUIPMENT

Canvas

- Bimini, Premium
- Bimini, Premium Easy-Fold
- Bow Tonneau Cover
- Cockpit Tonneau Cover
- Mooring Cover
- Shade Sail, Aft (req. Arch w/Sunshade)
- Shade Sail, Bow

Dash and Instrumentation

- Glass Cockpit, Dual Garmin 743 XSV
- Glass Cockpit, Dual Garmin 8610
- Glass Cockpit, Dual Garmin 8610 XSV
- Steering Wheel, Leather Color-Matched
- Wireless Phone Charger, w/Holder
- XM Weather

Engine Options

- Active Trim, Merc
- Engine Flush, Reverso-Twin *
- Merc, Cold Fusion White (Single Eng)

Exterior

- Arch Elec, Alum Folding w/Bimini
- Arch, Alum, Folding w/Bimini
- Arch, Elec Folding w/Rotating Sunshade
- Arch, Folding w/Rotating Sunshade
- Board Rack Covers, PTM
- Boarding Ladder, Port
- COBALT Lettering, Satin Black (exterior)
- COBALT Lettering, Satin White (exterior)
- Color-Accented Hard Top Headliner
- Docking Lights-Stainless Steel
- Flagpole w/Flag
- Portal Light (1 in Head Compartment)
- Rod Holders, Gunwales (1 pr.)
- Rod Holders, Spt. Tower (1 pr.)
- Ski Pylon
- Sof-Trac Mat, Gunwales
- Sof-Trac Mat, Swim Platform w/Flip-Down Swim Step
- Sport Tower w/Hardtop (white)
- Sport Tower w/Sunshade
- Swim Platform Transom Lighting
- Transom Shower
- Underwater Lighting, RGB

- Wakeboard Racks, Elite (Alum)
- Wakeboard Racks, PTM ClampForce 3.0
- Wakeboard Racks, Triton 2 (Roswell)

Interior

- Aft Walk-Thru Filler Cushions
- Air Compressor w/Holder
- Bow Center Cushion Insert
- Dinette Table w/Teak Accent
- Dinette Table, Solid Teak
- Floor Covering, Sea Grass
- Galley w/Sink
- Gray Water System
- Head w/Electric Porcelain Toilet
- Head w/Electric Porcelain, Macerator
- Head w/Pump Out Porta Potti
- Head w/Pump Out Porta-Potti, Macerator
- Helm Seat, Electric
- LED Interior Accent Lighting (RGB)
- Sink Console (head compartment)
- Sof-Trac Mat, Cockpit
- Stainless Steel Foot Tread (helm only)
- Storage Compartment Lighting
- Throw Pillows, Weighted (10)
- Throw Pillows, Weighted (4)
- Wood Interior Accent Pkg.

Stereo

- Plat Sound w/Transom & Arch Spkrs-1 pr. (Spt Tower)
- Plat Sound w/Transom & Arch Spkrs-2 pr.
- Plat Sound w/Transom Spkrs.
- Prem Sound w/Transom & Arch Spkrs-1 pr.
- Prem Sound w/Transom Spkrs.
- Satellite Radio System
- Stereo Remote, Transom (Std. Sound)

Structure, Safety, & Performance

- Battery Maintainer/Charger, 110v
- Battery Maintainer/Charger, 220v
- Bonding System w/Sacrificial Anodes *
- Rearview Mirror, PTM w/Custom Cover
- Rearview Mirror, Roswell w/Custom Cover
- Tool Kit
- Trim Tabs w/Indicators, w/o Autoglide
- Windlass, All Chain w/Anchor

*Coastal Edition enhancement

All specifications, standard and optional equipment are subject to change without notice.



R31 OUTBOARD

Where sea, salt and sun meet their match.

Crafted for coastal boaters who demand elegance and excitement.

If your family lives for salt spray and the thrill of the untamed sea, the new Cobalt R31 OB Coastal Edition is the outboard day boat you've been waiting for.

Boasting an impressive 32' 8" LOA and 9' 10" beam, the R31 OB is the ideal size for family boating along the shore, with its sleek lines complementing its ocean-beating performance, ample interior room and full complement of amenities.

Driven by your choice of up to three Volvo or Mercury engines, the R31 OB handles shallow, rough or shifting coastal waters with ease, while up to 900 horses deliver smoothness with a kick. Standard features in the intuitively designed helm include dual touchscreen Garmin displays, digital switches and a joystick control for effortless maneuvering.

Luxury appointments abound, from a one-touch, all-electric planar folding tower with sunshade, an exclusive rear-facing Sunpad Extendable Lounge and a Harman Kardon marine audio system, to such handling tools as an intuitive joystick docking controller, a bow thruster and a customized Seakeeper gyroscopic stabilization system.

Best of all, the R31 OB Coastal Edition is built to last, incorporating premium corrosion-resistant components, watertight electrical connectors and an innovative water management system.

So, where will you take your family on your next ocean adventure?



R31 OUTBOARD



Crafted for the Coastline.

Built beyond rugged, it's unmistakably Cobalt.

SPECIFICATIONS

Length Overall	32' 8"	9.96 m
Beam	9' 10"	2.99 m
Deadrise at Transom	21 degrees	21 degrees
Fuel Capacity	160 gal	606 L
Freshwater Capacity	18 gal	68 L
Bridge Clearance (windshield only)	5' 4"	1.63 m
Bridge Clearance w/ Hardtop	9' 1"	2.77 m
Draft, Drive Down	35"	.889 m
Draft, Drive up	25"	.635 m
Dry Weight, w/Twin Engines (options not included)	11,600 lbs	5,261 kg
Boat Certified Capacity	Yacht Certified	
Boat Certified Capacity w/gear	Yacht Certified	

MERCURY OUTBOARD POWER

Twin 300 Verado, Black ELEC w/Joystick	300 hp	224 PkW
Twin 300 Verado, White ELEC w/Joystick	300 hp	224 PkW
Twin 350 Verado V10, Black ELEC w/Joystick	350 hp	261 PkW
Twin 350 Verado V10, White ELEC w/Joystick	350 hp	261 PkW
Twin 400 Verado V10 Black ELEC w/Joystick	400 hp	298 PkW
Twin 400 Verado V10, White ELEC w/Joystick	400 hp	298 PkW

YAMAHA OUTBOARD POWER

Twin F425 XCA, White INT w/Joystick	425 hp	317 PkW
Twin F300 XCA, White INT w/Joystick	300 hp	224 PkW
Twin F350 XSA, White INT w/Joystick	350 hp	261 PkW



COBALT BOATS

R31 OUTBOARD





STANDARD EQUIPMENT

Dash and Instrumentation

Compass, Digital
 Composite Helm Eyebrow, Custom Stitching
 Depth & Water Temp Gauge Pkg.
 Digital Switching
 Glass Cockpit, Dual Garmin 9 inch Displays
 Hour Meters, Digital
 Stainless Steel Switches
 Steering Wheel, Black Leather/Stainless Steel
 USB/USB-C Receptacle Charger

Exterior

Anchor Locker
 Boarding Ladder, Stbd.
 Bow Scuff Plate, Stainless Steel
 Cleats (Bow, Midship, Stern)
 COBALT Lettering, Chrome Backlit
 Cockpit Entry Step
 Extended Running Surface
 Graphics, Molded-In Gelcoat
 Motorbox Actuator
 Stainless Steel Engine Vents
 Transhield Shipping Cover
 Windshield, Black Frame

Interior

Cooler, Sof-Side (35L)
 Phone Chargers, Aft Cockpit
 Bench Seat Storage
 Bow Walk-Thru Door
 Cooler, 36 qt. (cockpit seat only)
 Dual Sundeck Convertible Lounger
 Head w/Pump Out Porta Potti
 Helm Seat, Electric
 Helm Seat, Extra Wide
 Ice Chest, Bow
 Seating Varadense Comfort
 Sink Console (head compartment)
 Trash Receptacle

Stereo

iPod/USB/MP3 Port
 Sound System w 6 Spkrs.
 Stereo Remote, Dash
 Stereo Remote, Transom (Prem/Plat Sound)

Structure, Safety, & Performance

10/5/3 Year Warranty Protection
 Battery Switch, Dual w/ACR
 Circuit Breaker Protected Elec System
 Composite Floor
 Composite Seat Bases
 Composite Transom
 Fiberglass Cockpit Liner
 Fiberglass Stringer System
 Fire Extinguisher(s), Manual
 Ignition Safety Switch
 Kevlar Reinforced Hull
 Stainless Steel Windshield Braces
 Through Prop Exhaust

OPTIONAL EQUIPMENT

Canvas

Bimini, Premium Easy-Fold
 Bow Tonneau Cover
 Cockpit Tonneau Cover
 Mooring Cover
 Shade Sail, Aft (req. Arch)
 Shade Sail, Bow

Dash and Instrumentation

Glass Cockpit, Dual Garmin 12 inch Displays
 Radar, Garmin Fantom 18"
 Steering Wheel, Leather Color-Matched
 VHF Radio
 XM Weather

Engine Options

Engine Flush, Reverso-Twin

Exterior

Aft Walk-Thru Gate
 Arch w/Hard Top
 Arch w/Hard Top/Electric Awning
 Arch w/Sunshade
 Board Rack Covers, PTM
 Board Rack Covers, Roswell
 Camera, Rear Facing (req. Hardtop)
 COBALT Lettering, Satin Black (exterior)
 COBALT Lettering, Satin White (exterior)
 Fender Clips w/Line (6) w/Storage
 Flagpole w/Flag
 Rod Holders, Gunwales (1 pr.)
 Sof-Trac Mat, Swim Platform
 Swim Platform Transom Lighting
 Transom Shower (cold water)
 Underwater Lighting
 Wakeboard Racks, PTM ClampForce 3.0
 Wakeboard Racks, T2 (Roswell) w/clamps
 Windows, Hull Side

Interior

Air Compressor w/Holder
 Air Conditioning (Head/Helm)
 Bow Center Cushion Insert
 Bow Table (additional)
 Closet-Watersports (Head Compartment)
 Dinette Table w/Bow & Cockpit Receptacle
 Dinette Table, Solid Teak
 Floor Covering, Sea Grass (bow, cockpit)
 Floor Covering, Sea Grass (head)
 Floor Covering, Sea Grass (helm footrest)
 Footrest, Helm (Fold-Down)
 Gray Water System
 Head, Vac (Thetford)
 Head, Vac (Thetford) w/Macerator
 Helm Watch, Passenger
 Interior Trim Pkg., Wood
 LED Interior Accent Lighting (RGB) w/Hardtop
 LED Interior Accent Lighting (RGB) w/o Hardtop

Phone Chargers, Bow (2)
 Phone Chargers, Helm (2)
 Snack Stand w/Prep Galley & Refrigerator
 Sof-Trac Mat (bow, cockpit)
 Sof-Trac Mat (head)
 Sof-Trac Mat (helm footrest)
 Sof-Trac Mat (watersports closet)
 Stainless Steel Foot Tread (helm only)
 Teak Floor, Bow & Cockpit
 Teak Floor, Head
 Throw Pillows, Weighted (10)
 Throw Pillows, Weighted (4)
 Wireless Phone Chargers, w/Holder

Stereo

HK Plat Sound w/Transom Spkrs.
 HK Plat Sound w/Transom Spkrs.-Hard Top
 HK Sound w/Transom & Arch Spkrs-2 pr. (Sunshade)
 HK Sound w/Transom & Sandbar Arch Spkrs (Hardtop)
 Prem Sound w/Transom & Arch Spkrs-1 pr.
 Prem Sound w/Transom Spkrs.
 Premium Sound w/Transom Spkrs.-Hard Top
 Satellite Radio System
 Stereo Remote, Transom (Std. Sound)

Structure, Safety, & Performance

Battery Maintainer/Charger, 110v
 Battery Maintainer/Charger, 220v
 Gyroscope, Seakeeper 1
 Rearview Mirror, Roswell w/Custom Cover
 Tool Kit
 Trim Tabs, Pro Control
 Trim Tabs, Pro Control Auto
 Windlass w/Docking Lights System



R33 OUTBOARD

Bigger. Better. Faster.

Luxury never felt so exhilarating.

To provide day boaters with even more comfort and room, Cobalt presents an outboard 33-footer hybrid bowrider with mid-cabin – The R33 Outboard.

Offering sleek lines, agile handling, superb performance and advanced appointments, the R33 Outboard – the running mate to the R33 Sterndrive – is another yacht-certified example of bigger being better and faster: Driven by up to three Yamaha or Mercury outboard engines generating up to 900 horsepower.

The R33 Outboard continues Cobalt's trend toward contemporary design, with its deeper cockpit and greater freeboard, which in turn enable a more spacious interior and larger bow and cockpit areas. Along with such standard amenities as a Garmin glass cockpit with multiple touchscreen displays, ultra-fast USB-C charging stations, 42 (!) cup holders, a wealth of storage space, and a cabin that accommodates sleeping as well as seating, the R33OB offers the option of a side-entry door to make dockside access more convenient. Unique to the R33 series is the industry's first Harman Kardon premier marine audio system with Digital Signal Processing – a Cobalt exclusive – and a Seakeeper gyroscopic stabilization system.

Along with innovative technology to enhance the day boating experience in any type of water, the R33 Outboard features advancements in design, luxury, convenience and overall performance. Offering coastal and ocean boaters the chance to enjoy a smooth, stable ride and triple-engine power in a high-quality Cobalt package.



R33 OUTBOARD



Advanced Capabilities.

Customer-Inspired Innovation.

Inspired by and for our discerning customers, Cobalt has always sought to more performance, more luxury, more comfort and, above all, a more memorable boating experience.

In keeping with this goal, Cobalt has since its inception set the standard by which day boats are measured, to help ensure that your time on the water is everything you expect it to be. Here are just a few of the many thoughtful advances we've pioneered:

- ☞ The Cobalt side-entry door, introduced on the R33
- ☞ The first boat brand to offer a Harman Kardon audio system, introduced first on the R33
- ☞ The new Seakeeper for Cobalt, the industry's best-in-class gyroscopic stabilizer that eliminates 95% of boat roll
- ☞ A dedicated storage pod for a Yamaha Seascooter underwater propulsion unit
- ☞ The Cobalt flip-up seat bolster, for better views over the windshield
- ☞ Cobalt's advanced bimini top adjustment system of stainless steel poles and a built-in turnbuckle, to eliminate the need for cumbersome fabric straps



Bigger. Better. Faster.

Luxury never felt so exhilarating.

SPECIFICATIONS

Length Overall w/o Engines	33' 4"	10.16 m
Beam	10' 6"	3.20 m
Deadrise at Transom	21°	21°
Fuel Capacity	225 gal	852 L
Freshwater Capacity	25 gal	95 L
Bridge Clearance (windshield only)	6' 7"	2.00 m
Bridge Clearance (Tower Up)	9' 4"	2.84 m
Bridge Clearance (Tower Down)	7' 11"	2.41 m
Bridge Clearance (w/ Hardtop & Radar)	10' 4"	3.15 m
Draft Drive Up, Twin Eng.	22"	.56 m
Draft Drive Down, Twin Eng.	28"	.71 m
Draft Drive Up, Triple Eng.	22"	.56 m
Draft Drive Down, Triple Eng.	36"	.91 m
Dry Weight, w/Twin Engines (options not included)	11,193 lbs	5077 kg
Boat Certified Capacity	Yacht Certified	
Boat Certified Capacity w/gear	Yacht Certified	

YAMAHA OUTBOARD POWER

Triple F300 XCA, White INT w/Joystick	300 hp	224 PkW
Twin F300 XCA, White INT w/Joystick	300 hp	224 PkW
Twin F350 XSA, White INT w/Joystick	350 hp	261 PkW

MERCURY OUTBOARD POWER

Triple 300 Verado, Black ELEC w/Joystick	300 hp	224 PkW
Triple 300 Verado, White ELEC w/Joystick	300 hp	224 PkW
Twin 300 Verado, Black ELEC w/Joystick	300 hp	224 PkW
Twin 300 Verado, White ELEC w/Joystick	300 hp	224 PkW
Twin 350 Verado V10, Black ELEC w/Joystick	350 hp	261 PkW
Twin 350 Verado V10, White ELEC w/Joystick	350 hp	261 PkW
Twin 400 Verado V10 Black ELEC w/Joystick	400 hp	298 PkW
Twin 400 Verado V10, White ELEC w/Joystick	400 hp	298 PkW



COBALT BOATS

R33 OUTBOARD





STANDARD EQUIPMENT

Dash and Instrumentation

Compass, Digital
 Composite Helm Eyebrow, Custom Stitching
 Depth & Water Temp Gauge Pkg.
 Glass Cockpit, Dual Garmin 8610
 Hour Meter(s)
 Stainless Steel Switches
 Steering Wheel, Black Leather/Stainless Steel
 USB/USB-C Receptacle Charger

Exterior

Anchor Locker
 Boarding Ladder, Stbd.
 Bow Scuff Plate, Stainless Steel
 Cleats (Bow, Midship, Stern)
 COBALT Lettering, Chrome Backlit
 Extended Running Surface
 Graphics, Molded-In Gelcoat
 Motorbox Actuator
 Sky Light (Head Compartment)
 Transhield Shipping Cover
 Windshield, Stainless Steel

Interior

Bench Seat Storage
 Bow Walk-Thru Door
 Cooler, 36 qt. (cockpit seat only)
 Dual Sundeck Convertible Lounger
 Head w/Pump Out Porta Potti
 Helm Seat, Extra Wide
 Ice Chest, Bow
 Seating Varadense Comfort
 Sink Console (head compartment)
 Trash Receptacle

Stereo

iPod/USB/MP3 Port
 Sound System w 6 Spkrs.
 Stereo Remote, Dash
 Stereo Remote, Transom (Prem/Plat Sound)

Structure, Safety, & Performance

10/5/3 Year Warranty Protection
 Battery Switch, Dual w/ACR
 Circuit Breaker Protected Elec System
 Coastal Edition
 Composite Floor
 Composite Seat Bases
 Composite Transom
 Fiberglass Cockpit Liner
 Fiberglass Stringer System
 Fire Extinguisher(s), Manual
 Ignition Safety Switch
 Kevlar Reinforced Hull
 Stainless Steel Windshield Braces

OPTIONAL EQUIPMENT

Canvas

Bimini, Premium Easy-Fold
 Bow Tonneau Cover
 Cockpit Tonneau Cover
 Mooring Cover
 Shade Sail, Aft
 Shade Sail, Bow

Dash and Instrumentation

Glass Cockpit, Dual Garmin 8612 Upgrade
 Radar, Garmin Fantom 18 inch
 Steering Wheel, Leather Color-Matched
 VHF Radio
 XM Weather

Engine Options

Engine Flush, Reverso-Triple
 Engine Flush, Reverso-Twin

Exterior

Aft Walk-Thru Gate
 Arch w/Hard Top
 Arch w/Hard Top/Elec Retractable Awning
 Arch, Elec. Fwd. Folding w/Rotating Sunshade
 Boarding Door, Cockpit
 COBALT Lettering, Satin Black (exterior)
 COBALT Lettering, Satin White (exterior)
 Fender Clips w/Line (6)
 Flagpole w/Flag
 Sof-Trac Mat, Swim Platform
 Swim Platform Transom Lighting
 Teak Swim Platform
 Transom Shower (cold water)
 Underwater Lighting

Interior

Air Compressor w/Holder
 Air Conditioning, 110v (Head/Cabin)
 Bow Center Cushion Insert
 Bow Table (additional)
 Dinette Table w/Bow & Cockpit Receptacle
 Dinette Table, Solid Teak
 Electric Stove Top (req. Galley)
 Floor Covering, Sea Grass (bow, cockpit)
 Floor Covering, Sea Grass (head, cabin)
 Floor Covering, Sea Grass (helm footrest)

Footrest, Helm (Fold-Down)
 Galley, Cockpit (replaces seat)
 Gray Water System
 Head w/VacuFlush
 Head w/VacuFlush, Macerator
 Helm Seat, Electric
 Interior Trim Pkg., Wood - w/Galley
 Interior Trim Pkg., Wood - w/Seat
 LED Interior Accent Lighting (RGB)
 Sof-Trac Mat (bow, cockpit)
 Sof-Trac Mat (head, cabin)
 Sof-Trac Mat (helm footrest)
 Stainless Steel Foot Tread (helm only)
 Teak Floor, Bow & Cockpit
 Teak Floor, Head & Cabin
 Throw Pillows, Weighted (10)
 Throw Pillows, Weighted (4)
 TV Smart 22 inch, 12v (Cabin)
 Wireless Phone Chargers, w/Holder

Stereo

HK Plat Sound w/Transom Spkrs.
 HK Plat Sound w/Transom Spkrs.-Hard Top
 HK Sound w/Transom & Arch Spkrs-2 pr.
 Prem Sound w/Transom & Arch Spkrs-1 pr.
 Prem Sound w/Transom Spkrs.
 Premium Sound w/Transom Spkrs.-Hard Top
 Satellite Radio System
 Stereo Remote, Transom (Std. Sound)

Structure, Safety, & Performance

Battery Maintainer/Charger, 110v
 Battery Maintainer/Charger, 220v
 Bonding System w/Sacrificial Anodes *
 Generator, 7.5K-110v
 Generator, 7.5K-220v
 Gyroscope, Seakeeper 2 *
 Rearview Mirror, Roswell w/Custom Cover
 Shorepower, 110v
 Shorepower, 220v
 Tool Kit
 Trim Tabs w/Indicators w/Autoglide
 Trim Tabs w/Indicators, w/o Autoglide
 Windlass, All Chain w/Anchor

*Coastal Edition enhancement

All specifications, standard and optional equipment are subject to change without notice.



R35 OUTBOARD

Premium Size, Outboard Power.

Welcome Aboard Our Top-of-the-Line Outboard.

The new standard in outboards has arrived, courtesy of the largest and most advanced of our R-Series, the R35 Outboard. Combining advanced design and technology and with consummate comfort and luxury, the all-new R35OB gives you more thrills with every cruise.

Its 35' 4" LOA and 10' 10" beam offers the capacity to accommodate a full complement of family and friends while incorporating the elegant lines, smooth ride, agile handling and thoughtful amenities that come standard with every Cobalt. Powered by your choice of up to three Yamaha or Mercury engines, the impressively fast, yacht-certified R35 Outboard is also equipped with a mix of advanced features that only enhance your boating pleasure.

Popular Cobalt firsts like a Harman Kardon audio system that's acoustically tuned to your boat, Seakeeper gyroscopic stabilization, and the built in electric sunshade, are joined by such all-new options as the aft Tender Garage, Helm Watch, which gives your guests direct access to charts and cabin controls, and a patent pending space-saving, auto-deploy galley that deploys at the touch of a button.

The large cabin accommodates both seating and a full-beam, queen-sized mattress, an optional built-in smart TV and a wealth of ultra-fast USB-C charging stations and cupholders help you anticipate your passengers' entertainment needs.

When you're ready for premium size with outboard power, the new R35 Outboard is ready for you.



R35 OUTBOARD



R35 OUTBOARD



Premium Size, Outboard Power.

Welcome Aboard Our Top-of-the-Line Outboard.

SPECIFICATIONS

Length Overall w/Swim Platform	35'4"	10.77 m
Beam	10'10"	3.30 m
Deadrise at Transom	21°	21°
Fuel Capacity	250 gal	946 L
Freshwater Capacity	25 gal	95 L
Holding Tank Capacity	10 gal	38 L
Bridge Clearance	9'7"	2.92 m
Bridge Clearance w/Radar	10'7"	3.23 m
Bridge Clearance w/Radar & Flir	11'7"	3.53 m
Draft Drive Up, Twin Eng.	28"	.71 m
Draft Drive Down, Twin Eng.	38"	.96 m
Dry Weight, w/Twin Engines	13,400 lbs	6078 kg
Boat Certified Capacity	Yacht Certified	
Boat Certified Capacity w/gear	Yacht Certified	

YAMAHA OUTBOARD POWER

Twin F300 XCA, White INT w/Joystick	300 hp	224 PkW
Twin F350 XSA, White INT w/Joystick	350 hp	261 PkW
Triple F300 XCA, White INT w/Joystick	300 hp	224 PkW
Triple F350 XCA, White INT w/Joystick	350 hp	261 PkW
Triple F350 XSA, White INT w/Joystick	350 hp	261 PkW

MERCURY OUTBOARD POWER

Twin 300 Verado, Black ELEC w/Joystick	300 hp	224 PkW
Twin 300 Verado, White ELEC w/Joystick	300 hp	224 PkW
Twin 350 Verado V10, Black ELEC w/Joystick	350 hp	261 PkW
Twin 350 Verado V10, White ELEC w/Joystick	350 hp	261 PkW
Twin 400 Verado V10, Black ELEC w/Joystick	400 hp	298 PkW
Twin 400 Verado V10, White ELEC w/Joystick	400 hp	298 PkW
Twin 600 Verado Black ELEC w/Joystick	600 hp	447 PkW
Twin 600 Verado White ELEC w/Joystick	600 hp	447 PkW
Triple 300 Verado, Black ELEC w/Joystick	300 hp	224 PkW
Triple 300 Verado, White ELEC w/Joystick	300 hp	224 PkW
Triple 350 Verado V10, Black ELEC w/Joystick	350 hp	261 PkW
Triple 350 Verado V10, White ELEC w/Joystick	350 hp	261 PkW
Triple 400 Verado V10, Black ELEC w/Joystick	400 hp	298 PkW
Triple 400 Verado V10, White ELEC w/Joystick	400 hp	298 PkW



COBALT BOATS

R35^{OUTBOARD}





STANDARD EQUIPMENT

Dash and Instrumentation

Compass, Digital
 Composite Helm Eyebrow, Custom Stitching
 Depth & Water Temp Gauge Pkg.
 Glass Cockpit, Dual Garmin 8610
 Hour Meters
 Stainless Steel Switches
 Steering Wheel, Black Leather/Stainless Steel
 USB/USB-C Receptacle Charger

Exterior

Anchor Locker
 Arch w/Hard Top
 Boarding Ladder, Stbd.
 Bow Scuff Plate, Stainless Steel
 Cleats (Bow, Midship, Stern)
 COBALT Lettering, Chrome Backlit
 Extended Running Surface
 Graphics, Molded-In Gelcoat
 Motorbox Actuator
 Ski Tow - Stainless Steel
 Sky Lights (Cabin)
 Stainless Steel Engine Vents
 Transhield Shipping Cover
 Windshield, Black Aluminum

Interior

Bench Seat Storage
 Bow Walk-Thru Door
 Cooler, 36 qt. (w/o Refrigerator)
 Head w/VacuFlush
 Helm Seat, Extra Wide
 Ice Chest, Bow
 Seating Varadense Comfort
 Sink Console (head compartment)
 Sundeck Convertible Lounger
 Trash Receptacle

Stereo

iPod/USB/MP3 Port
 Sound System w 6 Spkrs.
 Stereo Remote, Dash
 Stereo Remote, Transom (Prem/Plat Sound)

Structure, Safety, & Performance

10/5/3 Year Warranty Protection
 Battery Switch, Dual w/ACR
 Circuit Breaker Protected Elec System
 Coastal Edition
 Composite Floor
 Composite Seat Bases
 Composite Transom
 Fiberglass Cockpit Liner
 Fiberglass Stringer System
 Fire Extinguisher(s), Manual
 Ignition Safety Switch
 Kevlar Reinforced Hull
 Shorepower, 110v
 Stainless Steel Windshield Braces
 Through Prop Exhaust
 Trim Tabs w/Indicators, w/o Autoglide

OPTIONAL EQUIPMENT

Canvas

Bow Tonneau Cover
 Cockpit Tonneau Cover
 Mooring Cover
 Shade Sail, Aft
 Shade Sail, Bow

Dash and Instrumentation

Flir Vision Camera (w/Garmin Radar)
 Glass Cockpit, Dual Garmin 8612 Upgrade
 Radar, Garmin Fantom 18"
 Steering Wheel, Leather Color-Matched
 VHF Radio
 XM Weather

Engine Options

Engine Flush, Reverso-Triple
 Engine Flush, Reverso-Twin

Exterior

Arch w/Hard Top
 Arch w/Hard Top/Electric Awning
 Boarding Door, Cockpit
 COBALT Lettering, Satin Black (exterior)
 COBALT Lettering, Satin White (exterior)
 Fender Clips w/Line (6)
 Flagpole w/Flag
 Paddle Board, 10'6" w/Storage Bag
 Paddle Boards (2), 10'6" w/Storage Bag
 Rod Holders, Gunwales (1 pr.)
 Sof-Trac Mat, Gunwales
 Sof-Trac Mat, Swim Platform
 Swim Platform Transom Lighting
 Teak Swim Platform
 Transom Shower (hot & cold)
 Underwater Lighting

Interior

Air Compressor w/Holder
 Air Conditioning/Heating, 110v
 Bow Center Cushion Insert
 Bow Table (additional)
 Dinette Table w/Bow & Cockpit Receptacle
 Dinette Table, Solid Teak
 Dinette Table, Solid Teak-Oversized (cockpit)
 Floor Covering, Sea Grass (bow, cockpit)

Floor Covering, Sea Grass (head, cabin)
 Floor Covering, Sea Grass (helm footrest)
 Footrest, Helm (Fold-Down)
 Galley, Cockpit (Sink/Microwave)
 Galley, Cockpit (Sink/Microwave/Grill)
 Gray Water System
 Head w/VacuFlush, Macerator
 Helm Seat, Electric
 Helm Watch (Passenger)
 Interior Trim Pkg., Wood
 LED Interior Accent Lighting (RGB) w/Galley
 LED Interior Accent Lighting (RGB) w/o Galley
 Phone Chargers (2), Bow
 Refrigerator / Freezer, Cockpit
 Sof-Trac Mat (bow, cockpit)
 Sof-Trac Mat (head, cabin)
 Sof-Trac Mat (helm footrest)
 Stainless Steel Foot Tread (helm only)
 Teak Floor, Bow & Cockpit
 Teak Floor, Head & Cabin
 Throw Pillows, Weighted (10)
 Throw Pillows, Weighted (4)
 TV Smart 22", 12v (Cabin)
 Wireless Phone Chargers, w/Holder

Stereo

HK Plat Sound w/Hard Top Spkrs. (4)
 Premium Sound w/Transom & Hard Top Spkrs.
 Satellite Radio System
 Stereo Remote, Transom (Std. Sound)


Structure, Safety, & Performance

Bonding System w/Sacrificial Anodes *
 Fresh Water Washdown (Windlass) *
 Generator, 7.5K-110v
 Generator, 7.5K-220v
 Gyroscope, Seakeeper 2 *
 Shorepower, 220v
 Tool Kit
 Trim Tabs w/Indicators w/Autoglide
 Windlass w/Docking Lights System
 Windlass, All Chain w/Anchor
 Windlass, All Chain w/Anchor & Chain Counter

*Coastal Edition enhancement

All specifications, standard and optional equipment are subject to change without notice.



 COBALT

R35 COUPE

Take Command.

Your Personal Voyage of Discovery

The largest member of the R Series, the R35 Coupe maintains the elegantly sleek lines and innovative geometry of the series while displaying a strikingly noticeable presence. The enclosed top of the R35 Coupe offers protection against the elements while embodying refined craftsmanship. Cutting-edge technology—dual 12-inch Garmin displays, Flir NightVision, a joystick-controlled helm, and programmable LED lighting—ensures every journey is as comfortable as it is exhilarating. The R35 Coupe the ideal platform for exciting innovations, such as Helm Watch, offering passengers access to charts and multiple system controls.

Continuing the Cobalt theme of luxury materials and unmistakable quality, the R35's finely tailored upholstery covers an enormous amount of seating in an array of modern colors and textures from stem to stern. The ergonomic helm features dual Garmin glass cockpit touchscreens, while the passenger area offers such amenities as a stowable oversize teak table and an ingenious Freezer/Fridge combo unit that gives you both functions in one space-saving package. Luxury complements the adventure at every turn: unwind in queen-size sleeping quarters, savor meals with a push-button deployable galley, and revel in the acoustic mastery of a 4,000-watt Harman Kardon sound system.



R35 COUPE



R35 COUPE



Take Command.

Your Personal Voyage of Discovery

SPECIFICATIONS

Length Overall w/Swim Platform	35' 4"	10.77 m
Beam	10' 10"	3.30 m
Deadrise at Transom	21 degrees	21 degrees
Fuel Capacity	250 gal	946 L
Freshwater Capacity	25 gal	95 L
Holding Tank Capacity	10 gal	38 L
Bridge Clearance	9' 7"	2.92 m
Bridge Clearance w/Radar	10' 7"	3.23 m
Bridge Clearance w/Radar & Flir	11' 7"	3.53 m
Draft Drive Up, Twin Eng.	28"	.71 m
Draft Drive Down, Twin Eng.	38"	.96 m
Dry Weight, w/Twin Engines (options not included)	13,400 lbs	6078 kg
Boat Certified Capacity	Yacht Certified	
Boat Certified Capacity w/gear	Yacht Certified	

VOLVO PENTA POWER

Twin V8-300CE-G DP Joystick	300 hp	221 PkW
Twin V8-350CE-G DP Joystick	350 hp	261 PkW
Twin V8-380CE DP Joystick	380 hp	283 PkW
Twin V8-430CE DP Joystick	430 hp	321 PkW

MERCURISER STERNDRIVE POWER

Twin 6.2 L MPI ECT-300 B3 DTS Axis	300 hp	221 PkW
Twin 6.2 L MPI ECT-350 B3 DTS Axis	350 hp	261 PkW
Twin 8.2 Mag ECT B3X DTS Axis	380 hp	283 PkW
Twin 8.2 Mag HO ECT B3X DTS Axis	430 hp	321 PkW



COBALT BOATS

R35 COUPE





STANDARD EQUIPMENT

Dash and Instrumentation

Compass, Digital
 Composite Helm Eyebrow, Custom Stitching
 Depth & Water Temp Gauge Pkg.
 Glass Cockpit, Dual Garmin 8610
 Hour Meters
 Stainless Steel Switches
 Steering Wheel, Black Leather/Stainless Steel
 USB/USB-C Receptacle Charger

Exterior

Anchor Locker
 Boarding Ladder, Stbd.
 Bow Scuff Plate, Stainless Steel
 Cleats (Bow, Midship, Stern)
 COBALT Lettering, Chrome Backlit
 Extended Running Surface
 Graphics, Molded-In Gelcoat
 Motorbox Actuator
 Ski Tow - Stainless Steel
 Sky Lights (Cabin)
 Stainless Steel Engine Vents
 Sunroof, Electric w/Blinds
 Transhield Shipping Cover
 Windshield, Black Aluminum

Interior

Bench Seat Storage
 Bow Walk-Thru Door
 Cooler, 36 qt. (w/o Refrigerator)
 Head w/VacuFlush
 Helm Seat, Extra Wide
 Ice Chest, Bow
 Seating Varadense Comfort
 Sink Console (head compartment)
 Sundeck Convertible Lounger
 Trash Receptacle

Stereo

iPod/USB/MP3 Port
 Sound System w 6 Spkrs.
 Stereo Remote, Dash
 Stereo Remote, Transom (Prem/Plat Sound)

Structure, Safety, & Performance

10/5/3 Year Warranty Protection
 Battery Switch, Dual w/ACR
 Circuit Breaker Protected Elec System
 Coastal Edition
 Composite Floor
 Composite Seat Bases
 Composite Transom
 Fiberglass Cockpit Liner
 Fiberglass Stringer System
 Fire Extinguisher(s), Manual
 Ignition Safety Switch
 Kevlar Reinforced Hull
 Shorepower, 110v
 Stainless Steel Windshield Braces
 Through Prop Exhaust
 Trim Tabs w/Indicators, w/o Autoglide

OPTIONAL EQUIPMENT

Canvas

Bow Tonneau Cover
 Shade Sail, Aft
 Shade Sail, Bow

Dash and Instrumentation

Flir Vision Camera (w/Garmin Radar)
 Glass Cockpit, Dual Garmin 8612 Upgrade
 Radar, Garmin Fantom 18"
 Steering Wheel, Leather Color-Matched
 VHF Radio
 XM Weather

Engine Options

Engine Flush, Reverso-Triple *
 Engine Flush, Reverso-Twin *

Exterior

Boarding Door, Cockpit
 COBALT Lettering, Satin Black (exterior)
 COBALT Lettering, Satin White (exterior)
 Coupe Top
 Coupe Top w/Electric Aft Awning
 Fender Clips w/Line (6)
 Flaggpole w/Flag
 Paddle Board, 10'6" w/Storage Bag
 Paddle Boards (2), 10'6" w/Storage Bag
 Rod Holders, Gunwales (1 pr.)
 Seascooters, Yamaha (2)
 Sof-Trac Mat, Gunwales
 Sof-Trac Mat, Swim Platform
 Swim Platform Transom Lighting
 Teak Swim Platform
 Transom Shower (hot & cold)
 Underwater Lighting

Interior

Air Compressor w/Holder
 Air Conditioning/Heating, 110v (Cabin & Cockpit)
 Air Conditioning/Heating, 110v (Cabin)
 Air Conditioning/Heating, 110v (Cockpit)
 Bow Center Cushion Insert
 Bow Table (additional)
 Dinette Table w/Bow & Cockpit Receptacle
 Dinette Table, Solid Teak
 Dinette Table, Solid Teak-Oversized (cockpit)
 Floor Covering, Sea Grass (bow, cockpit)

Floor Covering, Sea Grass (head, cabin)
 Floor Covering, Sea Grass (helm footrest)
 Footrest, Helm (Fold-Down)
 Galley, Cockpit (Sink/Microwave)
 Galley, Cockpit (Sink/Microwave/Grill)
 Gray Water System
 Head w/VacuFlush, Macerator
 Helm Seat, Electric
 Helm Watch (Passenger)
 Interior Trim Pkg., Wood
 LED Interior Accent Lighting (RGB) w/Galley
 LED Interior Accent Lighting (RGB) w/o Galley
 Phone Chargers (2), Bow
 Refrigerator / Freezer, Cockpit
 Sof-Trac Mat (bow, cockpit)
 Sof-Trac Mat (head, cabin)
 Sof-Trac Mat (helm footrest)
 Stainless Steel Foot Tread (helm only)
 Teak Floor, Bow & Cockpit
 Teak Floor, Head & Cabin
 Throw Pillows, Weighted (10)
 Throw Pillows, Weighted (4)
 TV Smart 22", 12v (Cabin)
 Wireless Phone Chargers, w/Holder

Stereo

HK Plat Sound w/Coupe Top Spkrs.
 Premium Sound w/Transom & Coupe Top Spkrs.
 Satellite Radio System
 Stereo Remote, Transom (Std. Sound)

Structure, Safety, & Performance

Bonding System w/Sacrificial Anodes *
 Fresh Water Washdown (Windlass) *
 Generator, 7.5K-110v
 Generator, 7.5K-220v
 Gyroscope, Seakeeper 2 *
 Shorepower, 220v
 Tool Kit
 Trim Tabs w/Indicators w/Autoglide
 Windlass w/Chain Counter/Docking Lights System
 Windlass w/Docking Lights System
 Windlass, All Chain w/Anchor
 Windlass, All Chain w/Anchor & Chain Counter

*Coastal Edition enhancement

All specifications, standard and optional equipment are subject to change without notice.



R35 OUTBOARD COUPE

Rugged yet refined.

Embrace the wild with the elegance you deserve.

For those who seek untamed horizons yet refuse to compromise on sophistication, the Cobalt R35 Outboard Coupe will deliver an unparalleled fusion of adventure and elegance. Designed for the rugged adventurer, this yacht-certified vessel thrives on big water, powered by up to 1,200 HP from triple Yamaha or Mercury engines and stabilized by a Seakeeper system that tames the roughest seas.

Its enclosed coupe top offers protection against the elements while embodying refined craftsmanship. From tender storage for paddle boards and SeaScooters to integrated fishing rod holders, the R35 Outboard Coupe equips you for exploration. Cutting-edge technology—dual 12-inch Garmin displays, Flir NightVision, a joystick-controlled helm, and LED accent lighting—ensures every journey is as comfortable as it is exhilarating.

Luxury complements the adventure at every turn: unwind in queen-size sleeping quarters, savor meals with a push-button deployable galley, and revel in the acoustic mastery of a 4,000-watt Harman Kardon sound system.

The Cobalt R35 Outboard Coupe isn't just a boat—it's a bold statement in boating. Rugged yet refined, it empowers you to embrace the wild with the elegance you deserve.



R35 OUTBOARD COUPE



R35 OUTBOARD COUPE



Rugged yet refined.

Embrace the wild with the elegance you deserve.

SPECIFICATIONS

Length Overall w/Swim Platform	35' 4"	10.77 m
Beam	10' 10"	3.30 m
Deadrise at Transom	21 degrees	21 degrees
Fuel Capacity	250 gal	946 L
Freshwater Capacity	25 gal	95 L
Holding Tank Capacity	10 gal	38 L
Bridge Clearance	9' 7"	2.92 m
Bridge Clearance w/Radar	10' 7"	3.23 m
Bridge Clearance w/Radar & Flir	11' 7"	3.53 m
Draft Drive Up, Twin Eng.	28"	.71 m
Draft Drive Down, Twin Eng.	38"	.96 m
Dry Weight, w/Twin Engines (options not included)	13,400 lbs	6078 kg
Boat Certified Capacity	Yacht Certified	
Boat Certified Capacity w/gear	Yacht Certified	

YAMAHA OUTBOARD POWER

Triple F300 XCA, White INT w/Joystick	300 hp	224 PkW
Twin F300 XCA, White INT w/Joystick	300 hp	224 PkW
Triple F350 XCA, White INT w/Joystick	350 hp	261 PkW

MERCURY OUTBOARD POWER

Triple 300 Verado, Black ELEC w/Joystick	300 hp	224 PkW
Triple 300 Verado, White ELEC w/Joystick	300 hp	224 PkW
Twin 300 Verado, Black ELEC w/Joystick	300 hp	224 PkW
Twin 300 Verado, White ELEC w/Joystick	300 hp	224 PkW
Triple 350 Verado V10, Black ELEC w/Joystick	350 hp	261 PkW
Triple 350 Verado V10, White ELEC w/Joystick	350 hp	261 PkW
Twin 350 Verado V10, Black ELEC w/Joystick	350 hp	261 PkW
Twin 350 Verado V10, White ELEC w/Joystick	350 hp	261 PkW
Triple 400 Verado V10, Black ELEC w/Joystick	400 hp	298 PkW
Triple 400 Verado V10, White ELEC w/Joystick	400 hp	298 PkW
Twin 400 Verado V10, Black ELEC w/Joystick	400 hp	298 PkW
Twin 400 Verado V10, White ELEC w/Joystick	400 hp	298 PkW
Twin 600 Verado Black ELEC w/Joystick	600 hp	447 PkW
Twin 600 Verado White ELEC w/Joystick	600 hp	447 PkW



COBALT BOATS

R35 OUTBOARD COUPE





STANDARD EQUIPMENT

Dash and Instrumentation

Compass, Digital
 Composite Helm Eyebrow, Custom Stitching
 Depth & Water Temp Gauge Pkg.
 Glass Cockpit, Dual Garmin 8610
 Hour Meters
 Stainless Steel Switches
 Steering Wheel, Black Leather/Stainless Steel
 USB/USB-C Receptacle Charger

Exterior

Anchor Locker
 Boarding Ladder, Stbd.
 Bow Scuff Plate, Stainless Steel
 Cleats (Bow, Midship, Stern)
 COBALT Lettering, Chrome Backlit
 Extended Running Surface
 Graphics, Molded-In Gelcoat
 Motorbox Actuator
 Ski Tow - Stainless Steel
 Sky Lights (Cabin)
 Stainless Steel Engine Vents
 Sunroof, Electric w/Blinds
 Transhield Shipping Cover
 Windshield, Black Aluminum

Interior

Bench Seat Storage
 Bow Walk-Thru Door
 Cooler, 36 qt. (w/o Refrigerator)
 Head w/VacuFlush
 Helm Seat, Extra Wide
 Ice Chest, Bow
 Seating Varadense Comfort
 Sink Console (head compartment)
 Sundeck Convertible Lounger
 Trash Receptacle

Stereo

iPod/USB/MP3 Port
 Sound System w 6 Spkrs.
 Stereo Remote, Dash
 Stereo Remote, Transom (Prem/Plat Sound)

Structure, Safety, & Performance

10/5/3 Year Warranty Protection
 Battery Switch, Dual w/ACR
 Circuit Breaker Protected Elec System
 Coastal Edition
 Composite Floor
 Composite Seat Bases
 Composite Transom
 Fiberglass Cockpit Liner
 Fiberglass Stringer System
 Fire Extinguisher(s), Manual
 Ignition Safety Switch
 Kevlar Reinforced Hull
 Shorepower, 110v
 Stainless Steel Windshield Braces
 Through Prop Exhaust
 Trim Tabs w/Indicators, w/o Autoglide

OPTIONAL EQUIPMENT

Canvas

Bow Tonneau Cover
 Shade Sail, Aft
 Shade Sail, Bow

Dash and Instrumentation

Flir Vision Camera (w/Garmin Radar)
 Glass Cockpit, Dual Garmin 8612 Upgrade
 Radar, Garmin Fantom 18"
 Steering Wheel, Leather Color-Matched
 VHF Radio
 XM Weather

Engine Options

Engine Flush, Reverso-Triple *
 Engine Flush, Reverso-Twin *

Exterior

Boarding Door, Cockpit
 COBALT Lettering, Satin Black (exterior)
 COBALT Lettering, Satin White (exterior)
 Coupe Top
 Coupe Top w/Electric Aft Awning
 Fender Clips w/Line (6)
 Flaggpole w/Flag
 Paddle Board, 10'6" w/Storage Bag
 Paddle Boards (2), 10'6 w/Storage Bag
 Rod Holders, Gunwales (1 pr.)
 Seascooters, Yamaha (2)
 Sof-Trac Mat, Gunwales
 Sof-Trac Mat, Swim Platform
 Swim Platform Transom Lighting
 Teak Swim Platform
 Transom Shower (hot & cold)
 Underwater Lighting

Interior

Air Compressor w/Holder
 Air Conditioning/Heating, 110v (Cabin & Cockpit)
 Air Conditioning/Heating, 110v (Cabin)
 Air Conditioning/Heating, 110v (Cockpit)
 Bow Center Cushion Insert
 Bow Table (additional)
 Dinette Table w/Bow & Cockpit Receptacle
 Dinette Table, Solid Teak
 Dinette Table, Solid Teak-Oversized (cockpit)
 Floor Covering, Sea Grass (bow, cockpit)

Floor Covering, Sea Grass (head, cabin)
 Floor Covering, Sea Grass (helm footrest)
 Footrest, Helm (Fold-Down)
 Galley, Cockpit (Sink/Microwave)
 Galley, Cockpit (Sink/Microwave/Grill)
 Gray Water System
 Head w/VacuFlush, Macerator
 Helm Seat, Electric
 Helm Watch (Passenger)
 Interior Trim Pkg., Wood
 LED Interior Accent Lighting (RGB) w/Galley
 LED Interior Accent Lighting (RGB) w/o Galley
 Phone Chargers (2), Bow
 Refrigerator / Freezer, Cockpit
 Sof-Trac Mat (bow, cockpit)
 Sof-Trac Mat (head, cabin)
 Sof-Trac Mat (helm footrest)
 Stainless Steel Foot Tread (helm only)
 Teak Floor, Bow & Cockpit
 Teak Floor, Head & Cabin
 Throw Pillows, Weighted (10)
 Throw Pillows, Weighted (4)
 TV Smart 22", 12v (Cabin)
 Wireless Phone Chargers, w/Holder

Stereo

HK Plat Sound w/Coupe Top Spkrs.
 Premium Sound w/Transom & Coupe Top Spkrs.
 Satellite Radio System
 Stereo Remote, Transom (Std. Sound)

Structure, Safety, & Performance

Bonding System w/Sacrificial Anodes *
 Fresh Water Washdown (Windlass) *
 Generator, 7.5K-110v
 Generator, 7.5K-220v
 Gyroscope, Seakeeper 2 *
 Shorepower, 220v
 Tool Kit
 Trim Tabs w/Indicators w/Autoglide
 Windlass w/Chain Counter/Docking Lights System
 Windlass w/Docking Lights System
 Windlass, All Chain w/Anchor
 Windlass, All Chain w/Anchor & Chain Counter

*Coastal Edition enhancement

All specifications, standard and optional equipment are subject to change without notice.

The Cobalt Transferable Warranty.

The difference between ordinary and extraordinary.

TEN YEAR STRUCTURAL WARRANTY

Hull & Deck Structure: Hull/deck joints, bulkheads, floor, transom, stringers, motor mounts

Transferable: Fully transferable

FIVE YEAR BOW TO STERN COMPONENT WARRANTY

Components: All components manufactured or purchased (excluding hull and deck structural components)

Canvas: All canvas

Upholstery: All upholstery

Transferable: Fully transferable

THREE YEAR GELCOAT FINISH WARRANTY

Transferable: Fully transferable

ONE YEAR LIMITED WARRANTY ON INFLATABLES (A29, R31, R33 & R35 sterndrive models only)

Transferable: Fully transferable

*SERVICE ASSIST - UP TO \$100 PER CLAIM

On-Water Towing: Applicable to Cobalt 5 year Bow to Stern Component Warranty or Engine Manufacturer Warranty

Hoist/Lift Out: Applicable to Cobalt 5 year Bow to Stern Component Warranty or Engine Manufacturer Warranty

Haul-Out: Applicable to Cobalt 5 year Bow to Stern Component Warranty or Engine Manufacturer Warranty

Dockside Repair Call: Applicable to Cobalt 5 year Bow to Stern Component Warranty or Engine Manufacturer Warranty

ENGINE WARRANTY – MANUFACTURER DIRECT

Monsoon Sterndrive: Five (5) Year or 500 hours for freshwater.

Volvo Penta Sterndrive: 2 + 3 Factory Protection Program – North America only (outside North America 2 Year Warranty)

MerCruiser Sterndrive: Five (5) Year Power of Protection Warranty - US and Canada only (International Coverage is regional)

Volvo Penta Diesel: Two (2) Year Warranty

Mercury Outboard: Three (3) Year Warranty

Yamaha Outboard: Three (3) Year Warranty

*See written warranties and service agreement for specific coverages.
Documentation will be required in order to receive the Service Assist benefit.